



TOGETHER WE BUILD

POWERED  
TRACKED  
TRANSPORTERS  
& DUMPERS



# CARRY MINI-DUMPERS



## GAS & ELECTRIC POWERED TRACKED TRANSPORTERS

The Carry 105 and 107 mini-dumpers are the ideal solution to transport and handle various types of materials on the worksite and in difficult to access locations.

This versatile machine can be equipped with a wide range of accessories to meet various requirements: skip for construction, self-loading shovel, bed with opening sides, concrete mixer kit and levelling blade, and the equipment coupling/uncoupling system is quick and simple.

The control console is simple and intuitive. The control lever protection bar is a convenient armrest for the operator, while the control levers are connected directly to the control valve to ensure an accurate, progressive response.



## CONTRACTORS SPEAK UP

*"We perform all types of concrete repair and demolition. The Carry 107 has really worked great. Not only is it a really valuable piece of equipment, we have fun operating it too!"*

*- Dick Lalama Jr., Lalama Concrete, New Albany, OH*

*"Many times we have projects which require us to clean out the insides of large diameter pipes. We were looking for a machine that could scoop and load itself in tight environments, like inside these pipes. We saw the Carry 107 TT at the World of Concrete and bought one. Our shop changed it over to propane and customized the scooper bucket*

*a little... since then the Carry has worked great for us. It is easy to maneuver, easy to operate, and very reliable. Since our first purchase we have added a couple more to our equipment fleet."*

*- Leroy Bouknight, Shop Foreman, Proshot Concrete, Inc. Florence, AL*



# CARRY 105

TRACKED TRANSPORTER



CARRY 105 G - TIPPING BUCKET & SELF-LOADING SHOVEL

Model # 5222310101HD

8 HP Honda GX

## LOAD N' GO SMALL, VERSATILE MACHINE

The new Carry 105 mini-dumper is a highly agile and versatile machine, small in size, yet able to handle a large load on all kinds of terrain, including steep gradients. The Carry 105 may be equipped with a wide range of accessories to meet various requirements: skip for construction, self-loading shovel, bed with opening sides. (see page 68)



## SAFETY AND STANDARDS

The engine is a low noise version which meets established noise pollution standards. The engine is mounted on vibration dampers to significantly reduce the amount of vibration transmitted.



## OPTIONAL DUMP PLATFORM WITH OPENING SIDES

The dump platform accessory is suitable for transporting and unloading construction and bulky materials. Model # 5222320001HD



## Technical specifications

|  | CARRY 105                    |
|--|------------------------------|
| Engine                                     | Honda Gas                    |
| Machine weight with skip with shovel       | 760 lbs                      |
| Machine weight with bed with opening sides | 672 lbs                      |
| Basic machine weight                       | 716 lbs                      |
| Operating load                             | 1102 lbs                     |
| Speed                                      | 1.5 mph                      |
| Skip capacity                              | 7.77 cu ft                   |
| Loading bed (sides closed) dim.            | 35 W x 24-1/2 D x 7-3/4 H in |
| Max allowed slope when loaded *            | 11° - 20%**                  |

(\*) Guide with operator on the ground, where applicable (\*\*) Variable based on the configuration

# CARRY 105 ELECTRIC

BLOCK, STONE AND PRECAST SAW

CARRY 105 E - TIPPING BUCKET & SELF-LOADING SHOVEL | Model # 5222210101HD | Electric



## ECOLOGICAL WITHOUT COMPROMISE

The electric power Carry 105 mini-dumper is the ideal solution to satisfy the requirements of handling materials in closed spaces and indoor job sites, and sensitive places such as schools, hospitals and in rooms with little ventilation, where it is essential to work without gases, fumes or noise.



**INTERNAT  
INNOVATION  
AWARD  
WINNER**



Control console is simple and intuitive

Even with its lithium batteries and integrated charger on board, is very compact

Tackles any terrain, including tough slopes, steps and ramps

7.7 cubic feet skip capacity

Includes bucket with self-loading shovel (not shown)

## Technical specifications

| CARRY 105E  |  |
|---|--|
| Engine  | Electric   |
| Power   | 2.95 hp  |
| Batteries   | Lithium-Iron-Phosphate (Li-Fe-P04) 90 Ah 36V rated batteries |
| Battery life (with self-loading shovel, according to KATO IMER cycle) | 2.5 hrs  |
| Operating load  | 882 lbs  |
| Basic machine weight  | 716 lbs  |
| Skip weight   | 110 lbs  |
| Skip weight with shovel   | 231 lbs  |
| Bed weight  | 143.3 lbs  |
| Speed   | 1.25 mph   |
| Skip capacity   | 7.77 cu ft   |
| Max allowed slope when loaded*  | 11° - 20%**  |

(\* ) Guide with operator on the ground, where applicable (\*\* ) Variable based on the configuration

### ECO-FRIENDLY

The complete lack of polluting emissions and very low noise levels protect both the operator and the environment. It is ideal for use in city centres, beaches, tunnels, public parks, greenhouses and all areas with limited ventilation.

### HIGH EFFICIENCY AND FACILITATED ACCESS

The machine sets itself to stand-by when it is not running. It has a robust, wear-resistant construction and combines high power with long service life. Its modular component design makes maintenance quick and easy.



### SIMPLE, INTUITIVE CONTROLS

The control console is simple and intuitive. The control lever protection bar is a convenient armrest for the operator, while the control levers are connected directly to the control valve to ensure an accurate, progressive response.

# CARRY 107

TRACKED TRANSPORTER



CARRY 107 GAS - STANDARD

Model # 5220810101HD

11 HP Honda GX

## LOAD N' GO - SELF-LOADING SHOVEL & DUMP HOPPER BOASTS AN 11HP HONDA ENGINE WITH AN EASY ELECTRIC START

The Carry 107 from IMER is the ultimate limited access self-propelled ride on hauler. The only unit with a built-in loading shovel, the Carry 107 is a super productive 1 person machine. With it's 31" width it will fit through the narrowest of backyard gates or interior doors. Its rubber track undercarriage spreads out the weight so lawns and floors aren't damaged. Ideal for construction sites and even more apparent when you need to climb a hill or even sidehill lie. It has a full range of accessories to make it super versatile.



## Technical specifications

|  | CARRY 107 TT                |
|--|-----------------------------|
| Hopper payload capacity                        | 1500 Lbs.                   |
| Hopper volume capacity                         | 11.5 cu. ft.                |
| Weight w/hopper + self-loading shovel          | 1350 Lbs. / 1500 palletized |
| Width  | 31"                         |
| Length w/bucket + operator footplate up        | 67"                         |
| Ground clearance                               | 4"                          |
| Turning radius                                 | 36"                         |
| Engine w/electric start                        | Honda GX270 11 h.p.         |
| Aux. Hydraulic power take-off                  | 3 3/4 g.p.m                 |
| Length* (palletized) - bucket up / bucket down | 60" / 80"                   |
| Height* (palletized)                           | 56" / 44 1/2"               |
| Width* (palletized)                            | 28" / 32"                   |

(\*) Operating Dimensions (palletized)

## WORK SMARTER SAVE TONS OF LABOR!

Conventional buggies and tracked machines do not load themselves. Loading materials by hand is difficult and time consuming.

The Carry 107TT loads itself automatically! Just drive up to a pile of debris, lower the scooper shovel, and start loading the hopper. Clean up is fast n' safe and requires just one person to do the job.



## A VERSATILE MACHINE FOR ALL TYPES OF USE

The Carry107 can be equipped with a wide range of accessories to meet various requirements: skip for construction, self-loading shovel, bed with opening sides, concrete mixer kit and levelling blade. The equipment coupling/uncoupling system is quick and simple. See pages 12 and 13 for more details.



**107 LEVELING BLADE KIT (ONLY)**  
Model # 5180100029HD



**107 CONCRETE MIXER L 250 KIT AND SELF-LOADING SHOVEL (ONLY)**  
Model # 5180102012HD



**107 DUMP PLATFORM WITH OPENING SIDES**  
Model # 5180101012HD

## SAFETY AND STANDARDS

The engine is a low noise version which meets established noise pollution standards. The engine is mounted on vibration dampers to significantly reduce the amount of vibration transmitted.



## OPERATOR COMFORT

The reduced noise level enhances operator comfort and makes the machine suitable for use even in urban centres.



## SIMPLE, INTUITIVE CONTROLS

The controls are simple and intuitive. The control lever protection bar is a convenient armrest for the operator, while the control levers are connected directly to the control valve to ensure an accurate, progressive response.



# CARRY 107HT

TRACKED TRANSPORTER



NOISE LEVEL  
**<78 DB**

CARRY 107 HT BUCKET & SELF-LOADING SHOVEL

Model # 522111101HD

11 HP Honda GX

## REACH NEW HEIGHTS WITH THE "HI-TIP" KIT

With the "hi-tip" kit, a single operator is able to quickly and effortlessly load and dump material directly onto transport vehicles, and waste management options. The raised position of the skip makes the machine suitable for work on flat or moderately bumpy surfaces, yet can tackle steep inclines even when fully loaded.



## EXTENDIBLE UNDERCARRIAGE PROVIDES EXTRA STABILITY

Conventional buggies and tracked machines do not offer an extendible undercarriage. The 107 can extend from 30" to nearly 42" in width to provide the added stability required on challenging jobsites.

## SAFETY AND STANDARDS

The engine is a low noise version which meets established noise pollution standards. The engine is mounted on vibration dampers to significantly reduce the amount of vibration transmitted.



## SIMPLE, INTUITIVE CONTROLS

The controls are simple and intuitive. The control lever protection bar is a convenient armrest for the operator, while the control levers are connected directly to the control valve to ensure an accurate, progressive response.





# CARRY 107HT

TRACKED TRANSPORTERS



Standard skip + self-loading shovel version with variable track width from 30 to 42 inches

63"  
Unloading  
Height

## Technical specifications

| CARRY 107HT                         |                   |
|-------------------------------------|-------------------|
| Engine                              | Honda GX390 11 hp |
| Machine weight with skip and shovel | 1510 lbs          |
| Operating load                      | 1543 lbs          |
| Speed                               | 1.5 / 2 mph       |
| Standard hydraulic variable gauge   | 30 / 42 in        |
| Skip capacity                       | 11.6 cu ft        |
| Max allowed slope when loaded*      | 7° - 12%**        |

(\*) Guide with operator on the ground, where applicable (\*\*) Variable based on the configuration

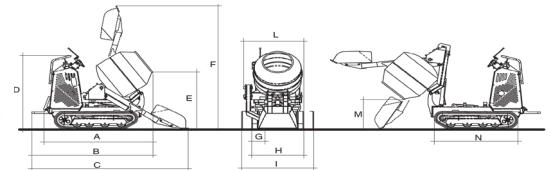
# CARRY 105 & 107 ATTACHMENTS

TRACKED TRANSPORTERS



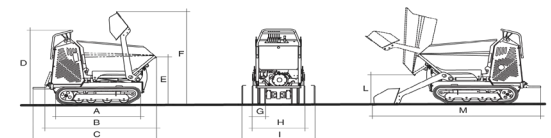
CARRY ATTACHMENTS | To fit your job site applications

## 107 CONCRETE MIXER L 250 KIT AND SELF-LOADING SHOVEL (ONLY) | Model # 5180102012HD



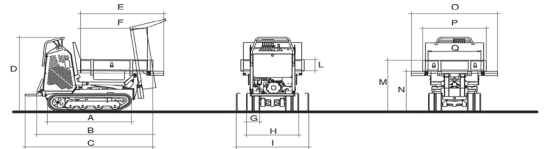
A 65" | B 72" | C 93" | D 53" | E 41" | F 88" | G 7" | H 30" | I 42" | J N/A | K N/A | L 36" | M 23" | N 50" | O N/A | P N/A | Q N/A

## 107 DUMP PLATFORM WITH OPENING SIDES | Model # 5180101012HD



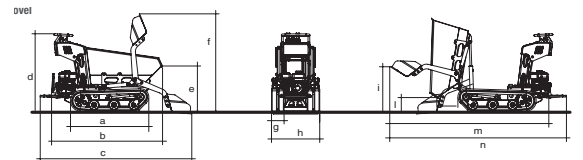
A 49-1/2" | B 68" | C 75" | D 53" | E 49" | F 40" | G 7" | H 30" | I 42" | J N/A | K N/A | L 8" | M 37" | N 29" | O 51" | P 38" | Q 31-1/2"

**107 LEVELING BLADE KIT (ONLY) | Model # 5180100029HD**



**A 49-1/2" | B 82" | C 88" | D 49" | E 1-1/2" | F 19" | G 6" | H 9-1/2" | I 25" | J N/A | K N/A | L 29" | M 16" | N 50" | O 30" | P 30/42" | Q N/A**

**105 DUMP PLATFORM WITH OPENING SIDES | Model # 5180301002HD**



**A 45" | B 62-1/2" | C 85-1/4" | D 44-1/2" | E 26-1/2" | F 56-1/2" | G 7" | H 27" | I 8-1/2" | J N/A | K N/A | L N/A | M 93-1/4" | N 99-3/4" | O N/A | P N/A | Q N/A**



TOLL FREE: 800.275.5463  
WWW.IMERUSA.COM



TOGETHER WE BUILD

**IMER USA, Inc.**  
221 West Hampton Place  
Capitol Heights, MD 20743  
Tel. (800) 275-5463 - Fax (301) 336-6687  
[www.imerusa.com](http://www.imerusa.com)



Le Officine Riunite - Udine S.p.A. reserve the right to change the information contained herein without prior notice when they consider it justified. The data and dimensions are therefore not to be considered as binding. The illustrations may include accessories and therefore they could be slightly different from the standard versions of the equipment.