


TOP VIEW


scale 1:5

23.259" sq.



Back View

scale 1:8



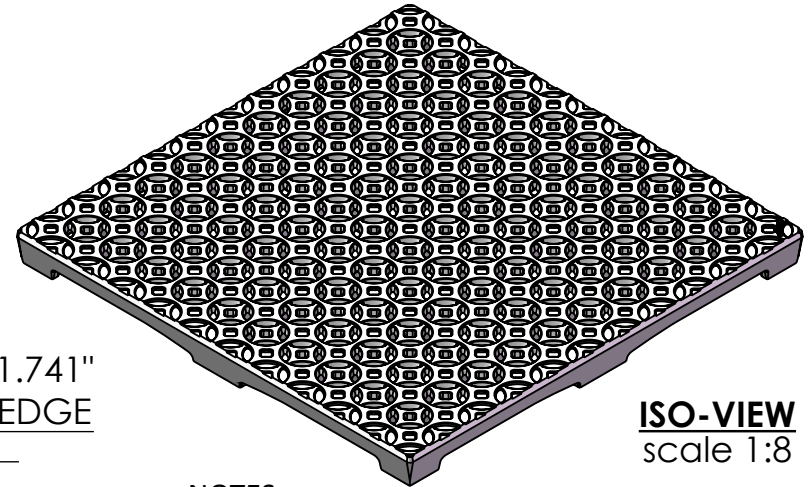
SIDE VIEW

scale 1:5

0.373"



1.741"
EDGE



ISO-VIEW

scale 1:8

NOTES:

- 1. ADA Compliant: No thru openings greater than 1/2".
- 2. Ships in pieces: 1
- 3. Due to casting inconsistencies, all dimensions are nominal.

Made in USA ©2012 Iron Age Designs

Interlaken 24" x 24" Catch Basin Grate



**IRON AGE
DESIGNS**

Telephone 206.276.0925
www.ironagegrates.com

Material: Ductile Iron 65-45-12
Finish: Raw
Fits: Iron Age Custom Frames
 SOLD SEPARATELY

Weight: 68.90 lbs.
Edge: 1.750"
Product ID:
 IX24-24D99

Free Drain Area: 93.73 in/sq., or 17.33 %
Flow Rate: 122.80 GPM, or .273 CuFt./sec.
Drawing Name: 01_INT_I_24x24x1.75_CatchBasin_Iron

By: MS **Checked:** MS **Date:** 9-7-22
© Registration: Pending **Scale:** NTS