

HuaKe

SHENZHEN HUAKE LIGHT ELECTRONICS CO., LTD.



Tel.: +86-755 8306 6884

Email: info@ledlightsworld.com


Website: <http://www.ledlightsworld.com>

Mob./Wechat/Whatsapp: +86-189 26556539


Add.: 5F/1#, ChaXi SanWei Industrial Zone, GuShu, XiXiang, BaoAn,
ShenZhen, 518126, GuangDong, China.

LINEAR LIGHTS

Super Brightness
Good light distributions
by new design.



4500+Lm



NEW DESIGN

Reasonable Arrangement
Holes for cable coming at
No dots on cover

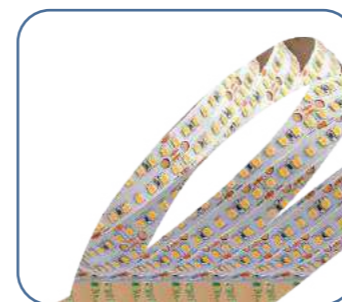
792LEDs/M

Ultra brightness
High density
Good for light source



LINEAR LIGHT SERIES

| | QTY/M | Voltage | W (mm) | Segment | W/M | Lm/M | Lm/W |
|--------------|-------|---------|--------|---------|------|------|------|
| F5050X60-12 | 120 | 24 | 20 | 50 | 24 | 1920 | 80 |
| F2835X120-12 | 240 | 24 | 15 | 50 | 24 | 2040 | 85 |
| F2835X120-24 | 240 | 24 | 15 | 50 | 19.2 | 1440 | 75 |
| F2835X140-24 | 280 | 24 | 20 | 50 | 30 | 3600 | 120 |
| F2835X160-24 | 320 | 24 | 30 | 25 | 28 | 3640 | 130 |
| F2835X210-24 | 420 | 24 | 30 | 33.33 | 35 | 4200 | 120 |
| F2835X240-24 | 480 | 24 | 40 | 50 | 34 | 4420 | 130 |
| F2835X396-24 | 792 | 24 | 22 | 22.7 | 52 | 5200 | 100 |




280 LED/M



320 LED/M

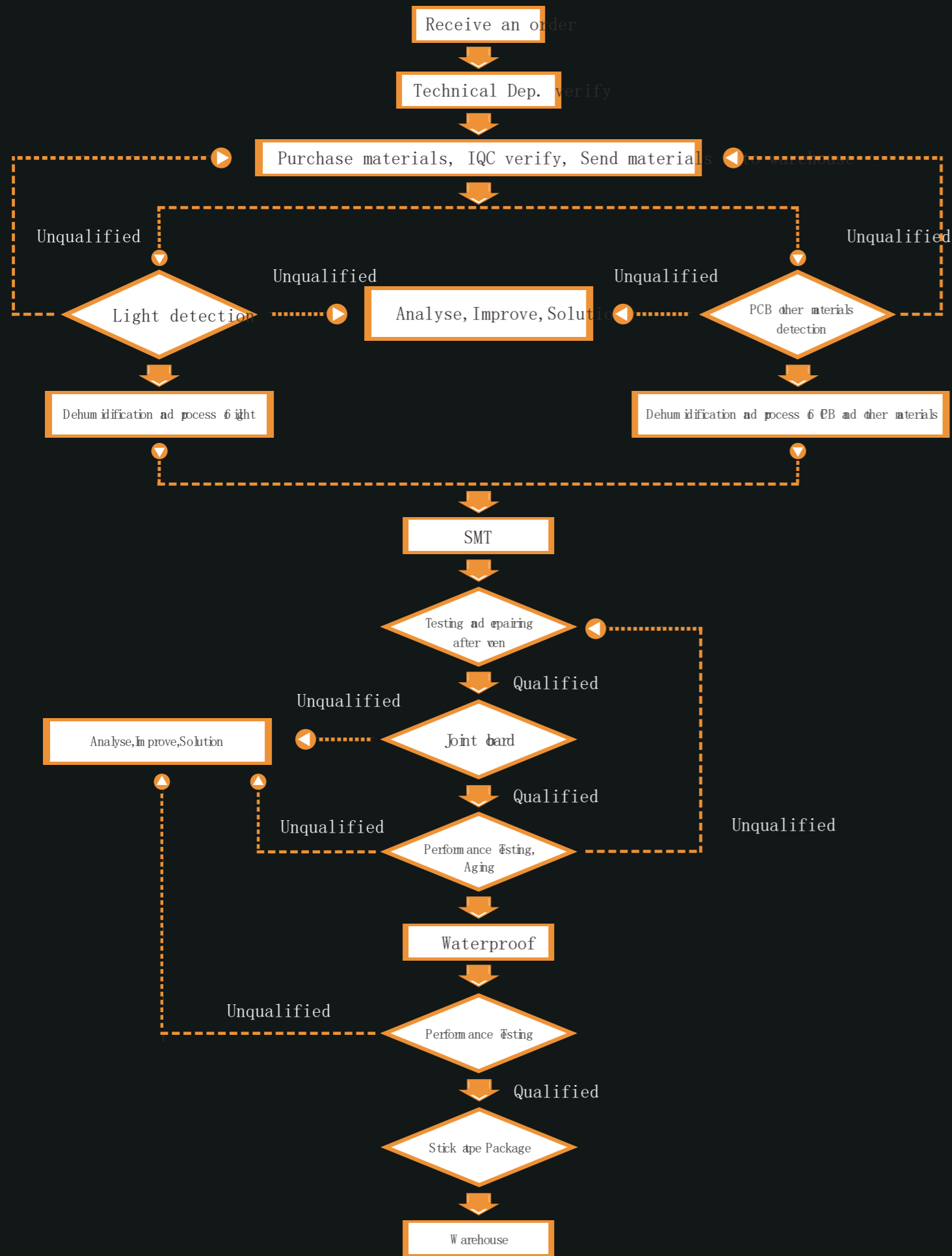


420 LED/M



480 LED/M

The Process of LED Strip Production



2216 SERIES STRIP LIGHT

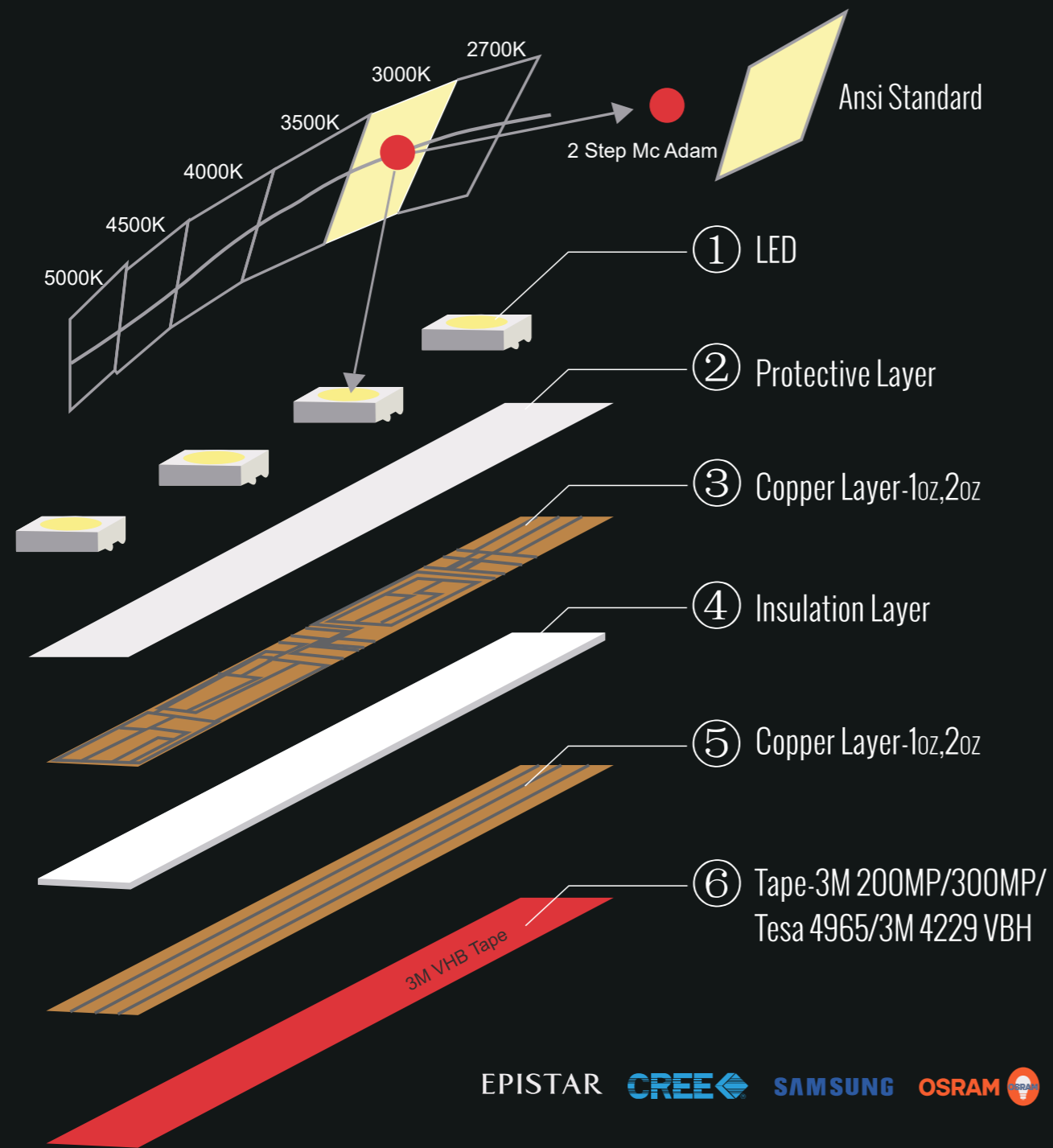
| | QTY/M | Voltage | W (mm) | Segment | W/M | Lm/M | Lm/W | |
|---------------|-------|---------|--------|---------|-----|------|------|----|
| F2216X140-24 | | 280 | 24 | 10 | 25 | 20 | 1740 | 87 |
| F2216X140D-24 | | 280 | 24 | 10 | 50 | 20 | 1740 | 87 |

2 SERIES STRIP LIGHT

| | | | | | | | | |
|--------------|--|-----|----|----|------|------|------|----|
| F2835X15-12 | | 30 | 12 | 8 | 100 | 7 | 630 | 90 |
| F2835X24-12 | | 48 | 12 | 8 | 62.5 | 11 | 990 | 90 |
| F2835X30-24 | | 60 | 24 | 8 | 100 | 13 | 1170 | 90 |
| F2835X30-12 | | 60 | 24 | 8 | 100 | 13 | 1170 | 90 |
| F2835X39-12 | | 78 | 12 | 8 | 38.5 | 14 | 1260 | 90 |
| F2835X39-24 | | 78 | 24 | 8 | 77 | 16.8 | 1512 | 90 |
| F2835X42-12 | | 84 | 12 | 10 | 35.7 | 15 | 1350 | 90 |
| F2835X42-24 | | 96 | 24 | 10 | 62.5 | 17 | 1530 | 90 |
| F2835X60-12 | | 120 | 24 | 10 | 50 | 22 | 1980 | 90 |
| F2835X60-24 | | 120 | 24 | 12 | 50 | 22 | 1980 | 90 |
| F2835X112-24 | | 224 | 24 | 12 | 31.2 | 24 | 2070 | 90 |
| F2835X120-24 | | 240 | 24 | 12 | 25 | 26 | 2340 | 90 |

Color Options: ■ Red ■ Green ■ Blue ■ UV

LED STRIP STRUCTURE



DAYLIGHT
5000k - 6500K

SUNRISE-SUNSET
2000k - 3000K



3528 SERIES COLOR LIGHT

| | QTY/M | Voltage | W (mm) | Segment | W/M | Lm/M | Lm/W |
|---------------|-------|---------|--------|---------|------|------|------|
| F3528X15-12 | 60 | 12 | 8 | 50 | 4.2 | 294 | 70 |
| F3528X15-24 | 60 | 24 | 8 | 100 | 4.2 | 294 | 70 |
| F3528X39-12 | 78 | 12 | 8 | 38.4 | 6.2 | 434 | 70 |
| F3528X39-24 | 78 | 24 | 8 | 76.9 | 6.2 | 434 | 70 |
| F3528X60-12 | 120 | 12 | 8 | 25 | 9.6 | 672 | 70 |
| F3528X60-24 | 120 | 24 | 8 | 50 | 9.6 | 672 | 70 |
| F3528X120-24 | 240 | 24 | 10 | 25 | 19.2 | 1344 | 70 |
| F3528X120W-24 | 240 | 24 | 12 | 25 | 19.2 | 1344 | 70 |

335 SIDE VIEW SERIES

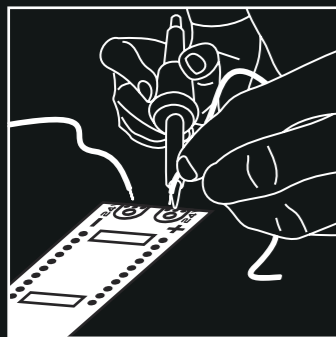
| | | | | | | | |
|--------------|-----|----|----|-----|-----|-----|----|
| F335X70-24 | 140 | 24 | 10 | 50 | 9.6 | 576 | 60 |
| F335CCT70-24 | 140 | 24 | 10 | 100 | 9.6 | 576 | 60 |
| F335X30-12 | 60 | 12 | 8 | 50 | 4.8 | 240 | 50 |
| F335X60-12 | 120 | 12 | 8 | 25 | 9.6 | 480 | 50 |

Color Options: ■ Red ■ Green ■ Blue ■ UV

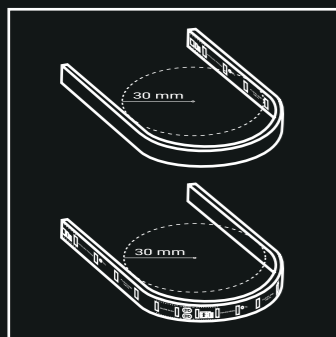
LED STRIPS INSTALLATION GUIDE



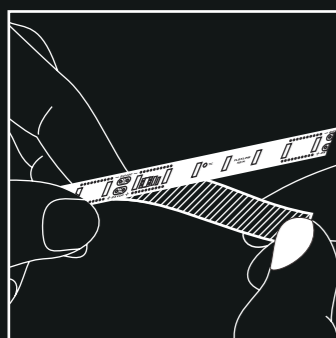
① Dry the position to be flat and smooth before putting on the strips.



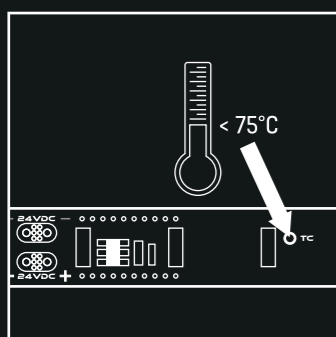
③ Solder wires on soldering pads (label +/-). The solder temperature may not exceed 350 for maximum duration of 2 seconds.



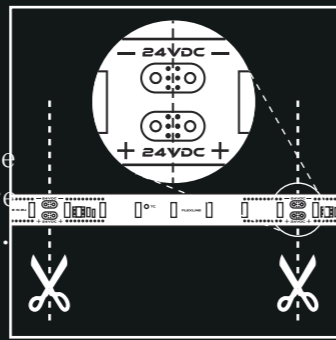
⑤ LED tapes are bendable. Minimum bend radius is 30 mm.



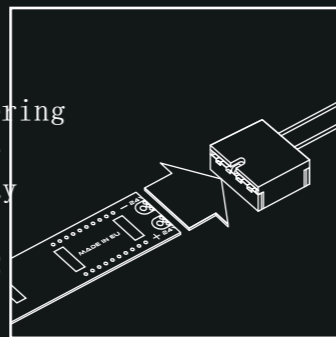
⑦ Remove the adhesive tape from the back side of the LED tape.



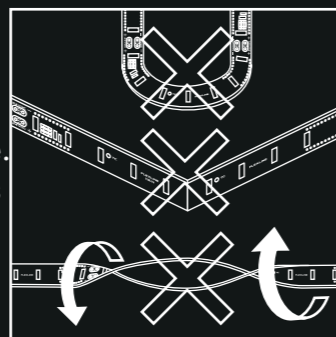
⑨ LED tapes must be installed on aluminum (or material with similar thermal conduction) to avoid LEDs overheating and ensure proper heat dissipation. Measure TC temperature after 30 minutes of operation. TC temperature should not exceed 75°C.



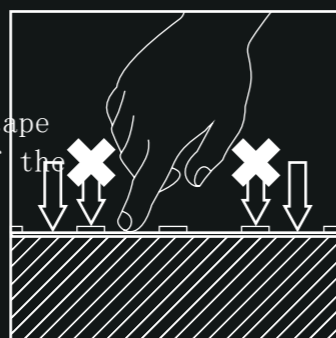
② LED tape can be cut only between soldering pads.



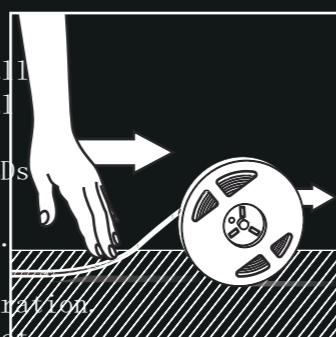
④ You can also connect strips using LED tape connectors.



⑥ LED tapes cannot be bent or twisted in the demonstrated directions.



⑧ Press the LED tape gently between electronic components to stick it to the surface. Avoid pressing electronic components.



⑩ Keep the LED tape on the reel while applying it to the surface. Remove the adhesive tape and apply the tape while unrolling the reel at the same time.

5050 SERIES COLOR LIGHT

| | QTY/M | Voltage | W (mm) | Segment | W/M | Lm/M | Lm/W | |
|---------------|-------|---------|--------|---------|-------|------|------|----|
| F5050X15-12 | | 30 | 12 | 10 | 100 | 7 | 546 | 78 |
| F5050X24-12 | | 48 | 12 | 10 | 62.5 | 11 | 858 | 78 |
| F5050X24-24 | | 48 | 24 | 10 | 100 | 11 | 858 | 78 |
| F5050X30-12-Y | | 60 | 12 | 10 | 50 | 14 | 1092 | 78 |
| F5050X30-12-B | | 60 | 12 | 10 | 50 | 14 | 1092 | 78 |
| F5050X30-24 | | 72 | 24 | 10 | 83.3 | 16 | 1248 | 78 |
| F5050X48-24 | | 96 | 24 | 13.5 | 62.5 | 23 | 1794 | 78 |
| F5730X18-12 | | 36 | 12 | 10 | 166.6 | 9 | 837 | 93 |

5730 SERIES COLOR LIGHT

| | | | | | | | | |
|--------------|--|----|----|----|------|----|------|----|
| F5730X30-24 | | 60 | 24 | 10 | 50 | 15 | 1395 | 93 |
| F5730X30-12 | | 60 | 12 | 10 | 100 | 15 | 1395 | 93 |
| F5730X30W-24 | | 60 | 24 | 12 | 100 | 18 | 1620 | 90 |
| F5730X36-24 | | 72 | 24 | 12 | 83.3 | 20 | 1760 | 88 |

Color Options: ■ Red ■ Green ■ Blue ■ UV

3535 RGB

Pure color, mini LED, High density 120LED/M.



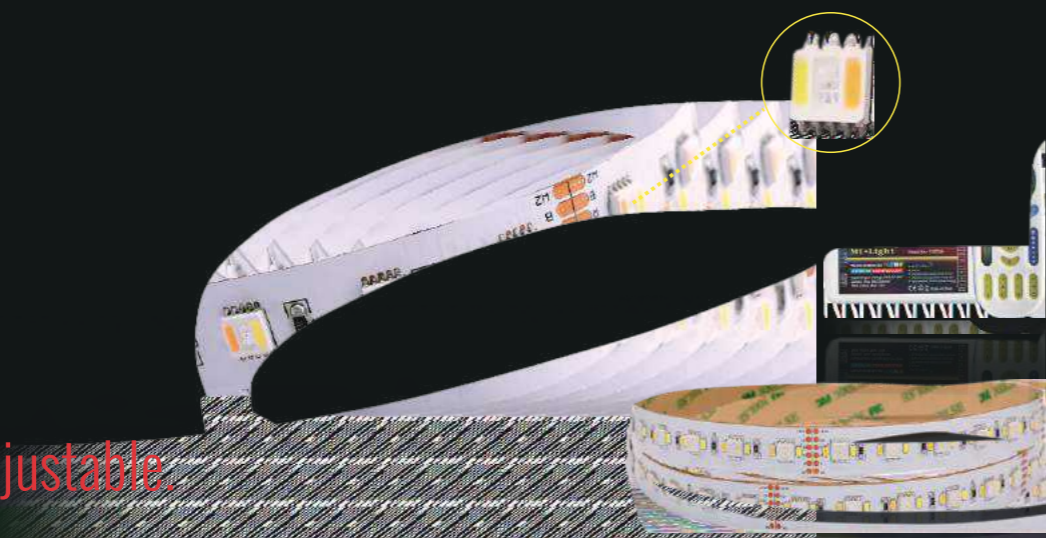
HIGH DENSITY RGB

Color Changing
Mini RGB LED,
more waterproof options.

RGB+CCT

5in1 Colors

Milight Controller
Multiple colors adjustable.



Multiple Cc

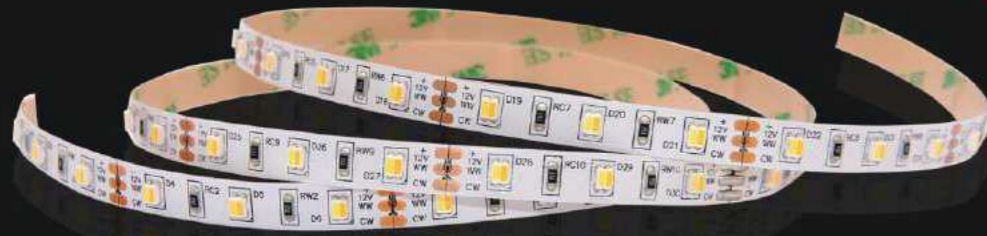
RGB FULL COLOR SERIES

| | | QTY/M | Voltage | W (mm) | Segment | W/M | Lm/M | Lm/W |
|------------------|--|-------|---------|--------|---------|-----|------|------|
| F3528RGB15-12 | | 30 | 12 | 10 | 100 | 7.2 | / | / |
| F3528RGB30-12 | | 60 | 12 | 10 | 50 | 12 | / | / |
| F3528RGB30-24 | | 60 | 24 | 10 | 100 | 12 | / | / |
| F3528RGB60-24 | | 120 | 24 | 10 | 50 | 24 | / | / |
| F5050RGB15-12 | | 30 | 12 | 10 | 100 | 7 | / | / |
| F5050RGB30-12 | | 60 | 12 | 10 | 50 | 14 | / | / |
| F5050RGB36-24 | | 96 | 24 | 13.5 | 62.5 | 23 | / | / |
| F5050RGB60-24 | | 120 | 24 | 20 | 50 | 28 | / | / |
| F5050RGBW30-12 | | 60 | 12 | 12 | 50 | 16 | / | / |
| F5050RGBW30S-24 | | 60 | 12 | 12 | 100 | 9.6 | / | / |
| F5050RGBCCT30-24 | | 60 | 24 | 13.8 | 100 | 18 | / | / |
| F5050RGBW48-24 | | 96 | 24 | 13.5 | 125 | 17 | / | / |



DUAL WHITE SERIES

Two chips in one LED gives a perfect mixed color



ULTRA SLIM SERIES

Super narrow 3.5mm width, new 2216 diode



BENDABLE S TYPE SERIES

6mm width. Free turning
Spray glue Waterproof

GREAT WALL SERIES

3D Free Angle.









DUAL WHITE COLOR SERIES

| | | QTY/M | Voltage | W (m m) | Segment | W /M | Lm /M | Lm /W |
|----------------|--|-------|---------|---------|---------|------|-------|-------|
| F5050CCT30-12 | | 60 | 12 | 10 | 50 | 14.4 | 1080 | 75 |
| F3528CCT30-12 | | 60 | 12 | 8 | 50 | 12 | 960 | 80 |
| F3528CCT60-24 | | 120 | 24 | 10 | 50 | 20 | 1600 | 80 |
| F3528CCT60S-12 | | 120 | 12 | 10 | 50 | 9.6 | 672 | 70 |
| F2835CCT60S-12 | | 120 | 12 | 10 | 50 | 24 | 2160 | 90 |
| F5050X48-24 | | 96 | 24 | 13.5 | 125 | 23 | 1725 | 75 |
| 3.5F2835X70-24 | | 140 | 24 | 3.5 | 50 | 5 | 425 | 85 |
| 3.5F2835X39-12 | | 78 | 12 | 3.5 | 38.4 | 6 | 492 | 82 |
| 4.5F2835X60-12 | | 60 | 12 | 4.5 | 50 | 5 | 375 | 75 |
| 5F2835X60-24 | | 120 | 24 | 5 | 50 | 9.6 | 720 | 75 |
| 5F2835X84-24 | | 168 | 24 | 5 | 41.6 | 12 | 1116 | 93 |
| BF2835X30A-12 | | 60 | 12 | 6 | 50 | 6 | 360 | 60 |
| GF2835X60-24 | | 120 | 24 | 6 | 50 | 10 | 800 | 80 |











ADHESIVE TAPE

| | | Adhesive Thickness mils (mm) | Adhesion to Stainless Steel |
|--------------|--------------------------------------------------------------------------------------|---------------------------------|--------------------------------|
| 3M 200MP |  | 5.2mils (0.13 mm) | 7.0N/CM |
| | Normal Indoor use | | |
| 3M 300MP |  | 4.8mils (0.12 mm) | 8.6N/CM |
| | Normal Indoor use | | |
| 3M 9080 Tape |  | 12.8mils (0.32 mm) | 7.5N/CM |
| | Normal Indoor use | | |
| 3M 4229 Tape |  | 30.4mils (0.76 mm) | 20.0N/CM |
| | For Waterproof Strips | | |
| Tesa 4965 |  | 8.2mils (0.205 mm) | 14.0N/CM |
| | For Aluminum Profile | | |
| Blue Tape |  | 4.0mils (0.10mm) | 6.0N/CM |
| | For High Wattage Strips | | |



IP RATING

| | | | |
|---------|-------------------------------------------------------------------------------------|-------------------------------------------------------------------------------------|-------------------------------------------|
| IP30-NW |  |  | Bare Strip, No Cover on Surface |
| IP65-SI |  |  | IP65, Gel Covered on Surface |
| IP67-ST |  |  | IP67, Strip Sealed in Hollow Silicon Tube |
| IP68-WI |  |  | IP68, Strip Sealed in Solid Silicon Tube |




ACCESSORIES



Quick Connector



Quick Connector RGB



Slim Connector



Non Stripped



New-8MM



New-10MM



New-10MM CCT



New-10MM RGB



8MM Normal



10MM



10MM Gap



10MM RGB



12MM RGBW



IP54 8mm



IP54 10mm



IP54 RGB




LType RGBW



LType



TType



X-Type

ACCESSORIES



L Connector



L Connector RGB



T Connector



T Connector RGB



X-Connector



X-Connector RGB



DC Switch



DC To Fast



DC1to2



DC1to3



DC1to4



Lock Cable



RGB PIN



DC Jack



Waterproof Connector



Connectors



RGB Fast Connector



RGB Splitter



Clips



Wires

