

SINGLE PATIENT USE PRESSURE STRAP

For improved infection control

Haines[®]
MEDICAL AUSTRALIA

Haines[®] Medical Australia's Single Patient Use Pressure Strap is used to:

- Reduce bleed at the puncture site with appropriate compression, post needling, by applying enough pressure without occluding the fistula/graft.
- Reduce haematoma formation post needling
- Secure lines without the need for clamps / tape
- Improve infection control - single patient use

SUITABLE AREAS FOR USE

- Dialysis Units
- Intensive Care Units
- Chemotherapy Units
- Angiography Suites
- Recovery Units
- When haemostasis is required or when a line requires securing

FEATURES

- Available in two sizes - Regular and Bariatric
- Latex free
- Yellow band
- Hook & Loop Velcro[®] fastener



Regular Pressure Strap

- Length: 37cm
- Band width: 3cm

Code: **PSTRAP-50**

BOX 50 **\$62.50** (\$1.25 ea) GST FREE

Code: **PSTRAP-1000**

BOX 1000 **\$900** (90c ea) GST FREE

Bariatric Pressure Strap

- Length: 47cm
- Band width: 4.5cm

Code: **PSTRAPB-25**

BOX 25 **\$43.75** (\$1.75 ea) GST FREE

Code: **PSTRAPB-500**

BOX 500 **\$495** (99c ea) GST FREE



If you are working for a company or organisation within healthcare, aged care or a hospital, free samples are available. To request a free sample contact Haines[®] Medical





3.4 PRICES CURRENT FROM 1ST JULY 2018

HAINES[®] MEDICAL AUSTRALIA. ALWAYS THINKING. ALWAYS THERE.


Specialists in Disposable and Single Patient Use products

26 Heath Street, Lonsdale
South Australia 5160

T 08 8294 5999
F 08 8294 4337

E sales@hainesmedical.com.au
W hainesmedical.com.au  

Tourniquets



SINGLE PATIENT USE PRESSURE STRAP

For improved infection control

Haines[®]
MEDICAL AUSTRALIA

HAINES[®] PRESSURE STRAP PROTOCOL

Use only on mature fistulas (not on new fistulas or on grafts)

To apply the Haines[®] 'Single Patient Use' Pressure Strap:

- Perform hand hygiene.
- Put on a new, clean pair of gloves.
- Wear proper face protection.
- Remove needles using aseptic technique.
- Place the button (face down) on the needle puncture site over a sterile gauze swab, then wrap the band around the arm and secure with the Velcro.
- After the bleeding has stopped, remove the pressure strap and apply a clean sterile gauze swab or Band-Aid to the puncture site.
- Do not leave the pressure strap on for more than 10 minutes and ensure the pressure strap is removed before leaving the HD unit.
- Document the length of time haemostasis of the needle sites takes to occur.
- Put the strap in a bag and take home to wash.

Dedicate supplies to a single patient - washing care of the pressure strap:

- Wash your pressure strap with a mild laundry detergent and a little bleach (about a tablespoon to each 4 cups of soapy water).
- Air dry (do not use a dryer).
- Ensure your pressure strap is clean and completely dry before reusing.



Patient education on monitoring the site and prompt reporting of any changes, and adherence to good hygiene, are crucial in preventing AVF/AVG (arteriovenous fistula / arteriovenous graft) failure.

HAINES[®] MEDICAL AUSTRALIA. ALWAYS THINKING. ALWAYS THERE.

Specialists in Disposable and Single Patient Use products

26 Heath Street, Lonsdale
South Australia 5160

T 08 8294 5999
F 08 8294 4337

E sales@hainesmedical.com.au
W hainesmedical.com.au  

Tourniquets



PRICES CURRENT FROM 1ST JULY 2018

3.5

