

# High Frequency Off Grid Solar Inverter

## RBP Series (300W-5000W)



### Features

- Rated power : 300W -5000W
- Peak power: 600W-10000W
- Pure sine wave solar inverter
- DC/AC Volt LED Display
- Built-in soft starter
- Built-in heat sink and cooling fans
- 9 kinds of protection
- Wireless /wired remote monitoring (optional)
- Compatible with various batteries on the market


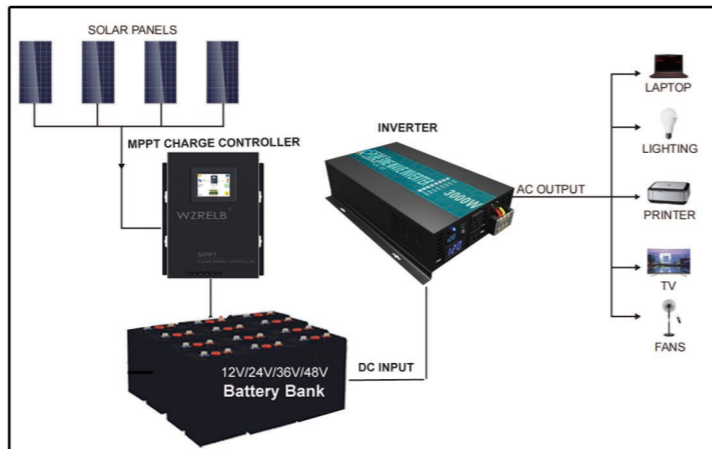
### Introduction

RBP Series is a multi-functional inverter with full safety protection, Isolated input and output design, over voltage, low voltage, overload, short circuit, over heat, polarity reverse protection (fuses). Built-in soft start function, reduces the instantaneous impact of surge current, effectively extends the service life of electrical appliances. Support in portable size, easily move to different vehicles with quick connects. Keep track of DC voltage and AC voltage in real time, easily monitor power output with the intelligent LED display.


### Function Description

1. Fault Indicator
2. Status Indicator
3. On/off Switch
4. Outlet
5. Air Vents
6. DC Input LED Display
7. AC Output LED Display
8. Grounding Screw
9. Hardwire Terminal
10. Cooling Fan
11. Battery Positive Input
12. Battery Negative Input

### Solar system connection



## Specification Data



Model	RBP-300S	RBP-500S	RBP-800S	RBP-1000S	RBP-1500S	RBP-2000S	RBP-2500S	RBP-3000S	RBP-3500S	RBP-4000S	RBP-5000S	
Input	DC Voltage											
	12V or 24V or 36V or 48V or 60V or 72V or 96V or 110V											
	Voltage Range											
	10-15VDC or 21-30VDC or 30-45VDC or 42-60VDC or 50-75VDC or 60-90VDC or 75-115VDC or 90-135VDC											
Output	No Load Current Draw	<0.5A	<0.6A	<0.6A	<0.8A	<0.8A	<1A	<1A	<1.2A	<1.2A	<1.8A	
	Efficiency	>90%										
	DC Connector	Cables with Terminals										
	AC Voltage	100/110/120VAC or 220/230/240VAC										
Protection	Continuous Power	300W	500W	800W	1000W	1500W	2000W	2500W	3000W	3500W	4000W	5000W
	Surge Power	600W	1000W	1600W	2000W	3000W	4000W	5000W	6000W	7000W	8000W	10000W
	Waveform	Pure Sine Wave										
	Frequency	50Hz or 60Hz										
	AC Regulation	3%										
	Environment	Low Voltage Alarm	9.5-10.5V or 19.5-21.5V or 29.5-31.5V or 43-45V or 50.5-51.5V or 60.5-61.5V or 76-77V or 91-93V									
Low Voltage Shut Down		9-10V or 18.5-20.5V or 29-30V or 41.5-42.5V or 50-51V or 60-61V or 74-76V or 90V										
Over Load		Shut Off Output										
Over Voltage Shut Down		15.5V or 30.5V or 45.5V or 61.5V or 75V or 90V or 115V or 135V										
Over Thermal		Shut Off Output Automatically										
Fuses		Short Circuit										
Others	Working Temperature	Between -10°C and +50°C										
	Working Humidity	20%-90%RH non-condensing										
	Storage Temperature	Between -10°C and +70°C										
	Start	Soft Start										
Pack	Cooling Ways	Cooling Fan										
	Total Harmonic Distortion	THD < 5%										
	Packing Type	Carton										
	RBP	300W	500W	600W	800W	1000W	1500W					
	PRODUCT SIZE	239*198*94MM	239*198*94MM	239*198*94MM	239*198*94MM	264*246*94MM	264*246*94MM					
	N.W.	2.4KGS	2.4KGS	2.4KGS	2.4KGS	3.6KGS	3.6KGS					
G.W.	2.7KGS	2.7KGS	2.7KGS	2.7KGS	4.3KGS	4.3KGS						
RBP	2000W	2500W	3000W	3500W	4000W	5000W						
PRODUCT SIZE	360*246*94MM	360*246*94MM	360*246*94MM	467*246*94MM	467*246*94MM	467*246*94MM						
N.W.	5.2KGS	5.2KGS	5.2KGS	7.9KGS	7.9KGS	7.9KGS						
G.W.	6.3KGS	6.3KGS	6.3KGS	8.9KGS	8.9KGS	8.9KGS						

## Output Socket

