

USEFUL TIPS:

Measure your finger in warm temperatures at the end of the day.

When considering a wide band, move up a size from your measurement, for comfort's sake.

Your ring size will be about half a size larger on your primary hand (i.e. the hand you write with).

HOW TO MEASURE YOUR RING SIZE:


First, find a ring that you own that fits perfectly.

It should slide off with a slight tug, but you shouldn't have to pull at it to take it off.

Place the ring over the inner circle until you find a perfect match.



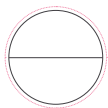
LONDON & ZURICH



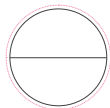
Oriole

JEWELLERY

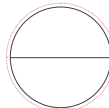
WWW.ORIOLEDESIGNS.COM



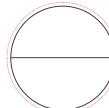
40 mm



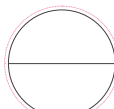
40.5 mm



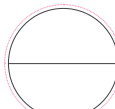
41.5 mm



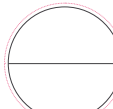
43 mm



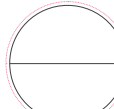
44.5 mm



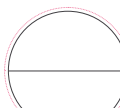
45.5 mm



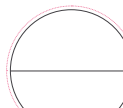
47 mm



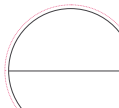
48 mm



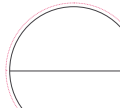
49.5 mm



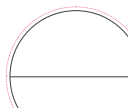
50.5 mm



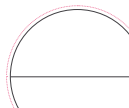
52 mm



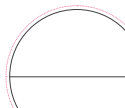
53.5 mm



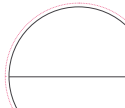
54.5 mm



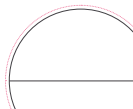
56 mm



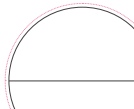
56.5 mm



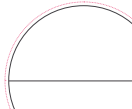
58.5 mm



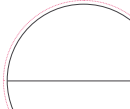
59.5 mm



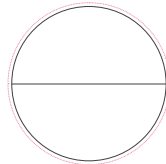
61 mm



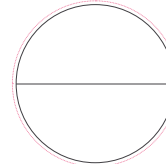
62.5 mm



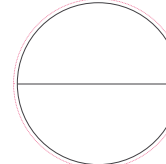
63.5 mm



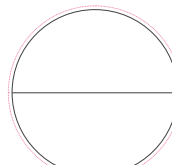
65 mm



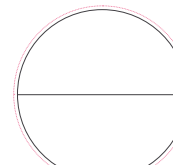
66 mm



67.5 mm



69 mm



70 mm

RING SIZES:

The inside edge of the ring should match the inside edge of one of these circles.

If your ring is between two sizes, order the larger size.

