

M2C

High Efficiency Professional Passthrough Dishwasher – 500mm Rack W 705mm x D 720mm x H 2030mm

The Starline M2C represents the latest step in 35 years of local design evolution and is a direct upgrade of our most popular passthrough dishwasher. As part of the Starline Professional Range it combines the best of modern technology with an uncompromising use of high quality components and heavy duty stainless steel construction. The result are machines that you can rely on for great wash results for many years to come.

The M2C will fit into bench gaps between 595mm and 640mm, and incorporates electronic controls providing soft wash start, the eco power saver system, easy to read temperatures for HACCP reporting, chemical pump adjustments and priming, cycle customisation, immediate fault diagnosis and many other options.

Equipped with the SEED certified Washtech C3 Condenser, the M2C generates the same great wash results as the M2 while running on a cold water supply. Use of steam to pre-heat the cold inlet water enables the M2C to reduce energy consumption, emissions and ventilation requirements, while also providing a cooler and drier operating environment.

Special Features


- SEED certified Washtech C3 Condenser makes the M2C suitable for installation without an extraction canopy in many situations
- The C3 Condenser is a full heat recovery unit which preheats cold water supply, significantly reducing the steam emissions and energy consumption
- Self cleaning jets located above the heat condenser ensure longevity of the unit and a similar maintenance regime to the M2

Standard Features

- Autostart on door closure 1, 2 and 3 minute cycles
- Up to 1,080 plates per hour
- Easy installation supplied complete with:
 - Water supply hose
 - Dual detergent and rinse aid pumps with injector lines
 - Drain pump outlet hose
 - Unique 595mm to 640mm bench gap compatibility
 - No commissioning required
- Reliable results through robust stainless steel wash and rinse arms with precision stainless jets
- Durable stainless steel construction
- Comprehensive 12 month Starline warranty
- Low cold water consumption of 2.4 litres per cycle
- Assured final rinse ensures the correct temperature and pressures every time through it's rinse pump and 316 stainless break tank
- Double filtration system via scrap trays and separate wash inlet filter
- Soft start ensures great wash results through progressively pressurising the cycle to provide a consistent and even clean every time
- EcoPower reduces temperatures and energy consumption when machine is not busy

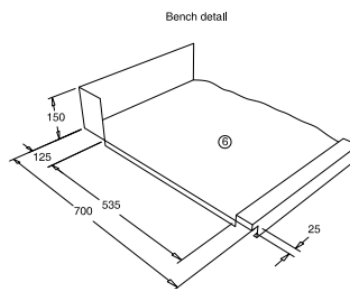
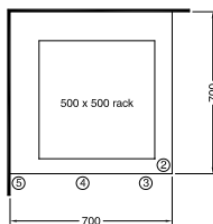
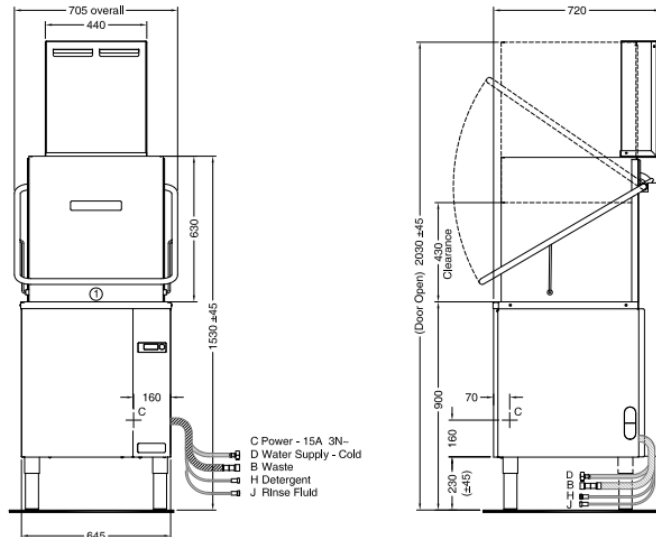
Includes:

- 2 x 600 70028 - 500mm dish rack
- 1 x 600 70029 - 500mm cup rack
- 2 x C660503 - cutlery container



M2C

High Efficiency Professional Passthrough Dishwasher – 500mm Rack
W 705mm x D 720mm x H 2030mm



- In-line Installation**
 ① Bench gap is 595 or 640 with bench brackets removed
Corner Installation
 ② wall to front inside corner of wash tank 700
 ③ machine must face left for access to controls
 ④ allow 300 clearance beneath bench to front for service access
 ⑤ splashback return no higher than 150
 ⑥ left side is mirror image



ISO9001

All Starline products are designed and manufactured by Washtech using the internationally recognised ISO9001 quality management system, covering design, manufacture and final inspection, ensuring consistent high quality at all times.

In line with policy to continually develop and improve its products, Washtech reserves the right to change specifications and design without notice.

A Cold water

Temperature 20°C
 Connection 3/4" male; hose supplied
 Pressure 200-350kPa
 Flow 15 litres per min
 Quality Potable & soft
 Backflow Prevention Atmospheric Vacuum Breaker
 Consumption 2.4 litres per cycle

B Waste

Connection Hose supplied for 38mm open standpipe 750 high or connection to sink trap

C Electrical

Three phase 400V 50Hz 15Amp per phase

Nominal Power Consumption

3P / 15A = 9.0kW rinse / 5.0W wash / 11.25kW max

Ventilation

Suitable for installation without an extraction canopy in accordance with SEED certification for the Washtech C3 Condenser dated 22/12/16.

Dimensions

Width 705mm
 Depth 720mm
 Height 2030mm
 Weight 118kg

Packed Dimensions

Width 755mm
 Depth 825mm
 Height 1970mm
 Weight 142kg
 Cubicmetres 1.23m³

Water Quality Requirements

Hardness	ppm	pH
Min	20	7
Max	100	8

Ions	Cl ⁻	SO ₄	Fe	Mn	Cu	CL ₂
Max mg/l	100	400	0.1	0.5	0.05	0.1

Refer operator manual for installation instructions

WASHTECH LTD

PO Box 90-548
 Auckland 1142
 414 Rosebank Road
 Avondale
 Auckland 1026
 New Zealand
 Phone 09 829 0930
 info@washtech.co.nz
 www.starline.co.nz



On call service where you are. Washtech provides full service backup, 24 hours a day, 7 days a week with factory based technicians and a comprehensive nationwide network of independent service providers. STARLINE SERVICE 09 829 0923 © Copyright Washtech 2016

an Ali Group Company



The Spirit of Excellence