

APPLICATION:

PRODUCT NAME:  
**SINGLE WALL FAUCET**

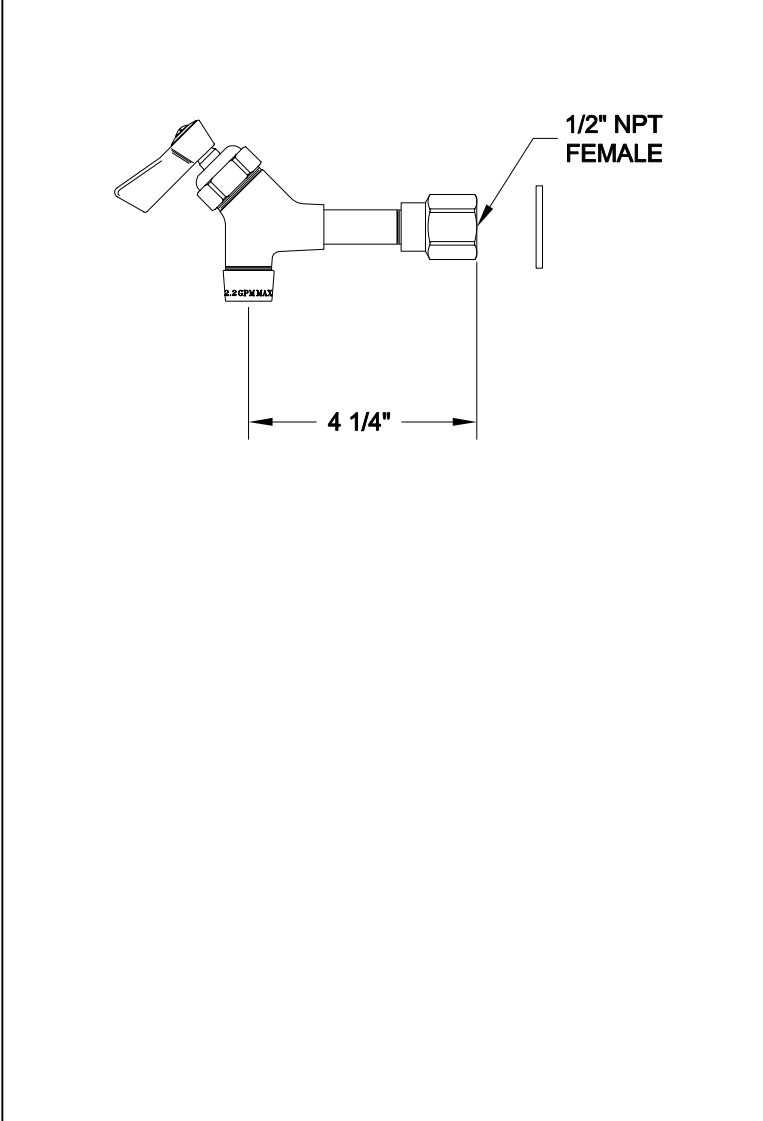
JOB NAME:

SPECIAL CONFIGURATION  
 CHECK BASE MODEL AND OPTIONS

QUANTITY:

ITEM NO.

MODEL:  
 12882



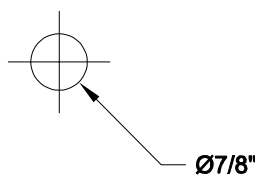
OPTIONS OR MODIFICATIONS:  
 SUPPLY LINES (24" OR 36") CIRCLE LENGTH  
 NIPPLES  
 ELBOWS  
 HANDLES (CROSS OR WRIST) CIRCLE STYLE  
 VANDAL RESISTANT KIT  
 OTHER \_\_\_\_\_


FEATURES  
 \* SINGLE WALL CONTROL VALVE  
 \* SWIVELLING SEAT DISK  
 \* STEM - RIGHT HAND  
 \* STAINLESS STEEL SEAT  
 \* STAINLESS STEEL SEAT SCREW  
 \* STAINLESS STEEL HANDLE SCREW  
 \* HOT AND COLD INDEX BUTTON

SYSTEM LIMITS  
 \* TEMP: 40°F MIN. TO 140°F MAX.  
 \* PRESSURE: 200 PSI MAX. STATIC  
 \* 2.20 GPM @ 60 PSI

SHIPPING WEIGHT  
 \* 1.25 LBS

ROUGH-IN:



 ANSI/A112.18.1M

**FISHER**  
 FISHER MANUFACTURING COMPANY  
 TOLL FREE: 800-421-6162 - FAX: 800-832-8238  
 information@fisher-mfg.com - www.fisher-mfg.com