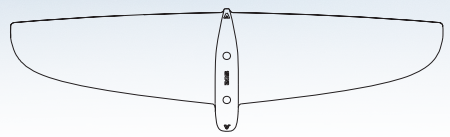
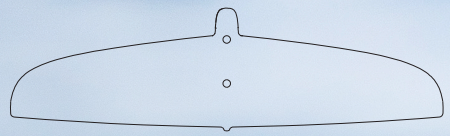


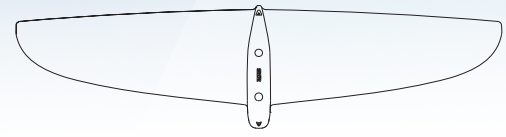

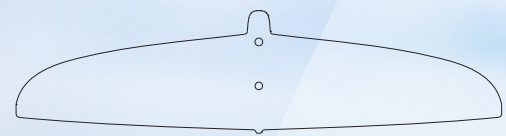


STABILISERS



SURF205^{CM2}

Fast and responsive to unleash your inner shredder.



FLOW235^{CM2}

It's all in the name.



STABILISERS

Zippy Acceleration

The foil section is thin but with pronounced camber, decreasing drag while also improving lift, forward projection and acceleration.

Consistent Pitch

Linear pitch characteristics throughout the full speed range even out front and back foot pressure, minimising lift spikes during acceleration and deceleration on the wave.

Broader Speed Range

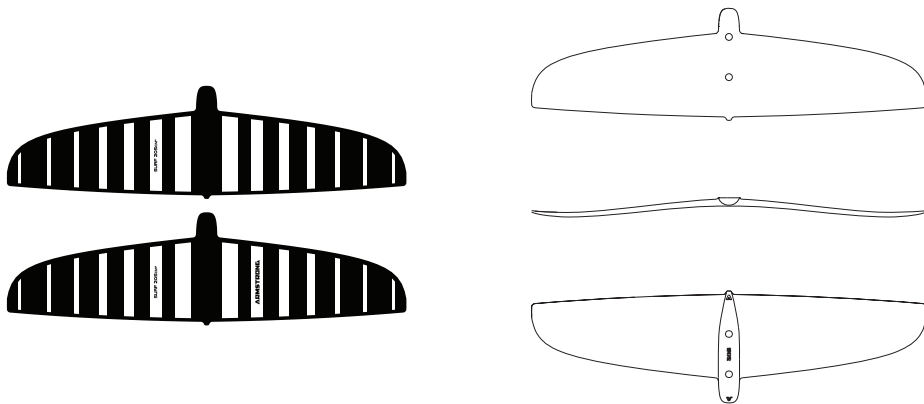
A high camber section delivers the perfect blend of lift at low speeds to make getting onto foil easy, yet retains excellent controllability at high speeds.

SURF205^{CM2}

Fast and responsive to unleash your inner shredder.

The Surf 205 is a highly manoeuvrable stabiliser that enables tight and critical turns in the pocket. This design is derived from the low aspect HS212 (chopped HS232) which dedicated surf foilers found to be the ticket for foil surfing. The Surf 205 builds on that with refinements to the foil section, planform and thickness to unlock the most freedom on the wave.

- Derived from the HS212 (chopped 232).
- Developed in conjunction with the new MA foil range.
- New section and thinner profile with more camber.
- Lower aspect for surfing in the pocket.
- Consistent pitch stability.



SPECIFICATIONS:

ANGLE RELATIVE TO FUSELAGE (NO SHIM): -1.5 DEG.

SPAN: 344mm

ASPECT RATIO: 5.9

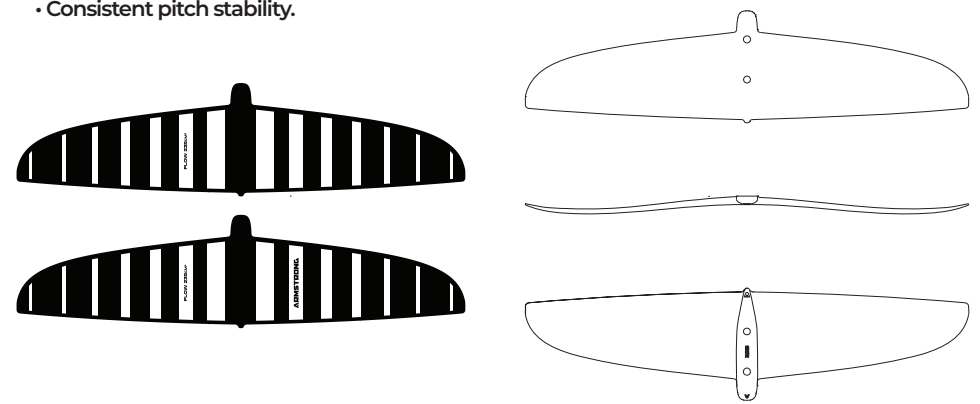
AREA: 205 cm²

FLOW235^{CM2}

It's all in the name.

The Flow 235's name says it all! It's smooth and predictable, inspiring your confidence and flow. Building on the much-loved HS232, this stabiliser adds a new section for consistent pitch stability, an increased projected aspect ratio and a refined planform to deliver an easy and free feeling ride. If you enjoy several foiling disciplines and want one stabiliser to cover them all, the Flow 235 is for you.

- Derived from the much-loved HS232 platform.
- Developed in conjunction with the new MA foil range.
- New section and thinner profile with more camber.
- Higher projected aspect ratio for improved glide.
- More responsive for pumping.
- Consistent pitch stability.



SPECIFICATIONS:

ANGLE RELATIVE TO FUSELAGE (NO SHIM): -1.5 DEG.

SPAN: 386mm

ASPECT RATIO: 6.4

AREA: 235 cm²