



RING SIZE GUIDE

Are you unsure of your ring size?
Finding the perfect fit is essential and we're here
to help you find the right fit.


STEP 1

First, print this A4 document out ensuring it is at 100% scale.
Once it's printed, grab a ruler, and check the scale is correct by
measuring the line below which should be exactly 5cm.




STEP 2


Place your ring on the circles below and measure the inner
band of your ring to the most suitable circle.
The letter which fits best is your ring size, remember
if you're between sizes, opt for the larger size.



L
16.3 mm



N
17.1 mm



P
17.9 mm