

Portables line

MINI COMPACT



CONTACT US

CERTIFICATION: CE UNI EN ISO 9001:2015



Technical data

Type of gas	Breathing air EN 12021 - Nitrox 40% max O2 - Helium - Nitrogen
Intake pressure	Atmospheric max 300 mbar
Nominal pressure	230 bar / 330 bar
Filling pressure	230 bar / 330 bar
Max working pressure	330 bar
Permissible ambient temperature range	-10° C ÷ +40° C
Permissible altitude	0 ÷ 2.000 m SLM
Max permissible tilt	6°
Design	Close
Oil	Synthetic Coltri Oil ST 755
Oil change interval	Every year / 50 h
Frame	Steel 1,5 mm thickness - colour RAL 9005 - Powder coating painting - scratch proof

Compressor

100 SH
Charging rate

Measured during 10 liters cylinder filling from 0-200 bar tolerance +/- 5% at + 20 ° C ambient temperature.

100 l/min

Purification System

Eco-filter

Cooling air flow, min.

 990 m³/h

Weight

Standard model. Weight and dimensions may vary depending on accessories.

53 kg

116.8 lb

Dimensions (W x D x H)

79,8 x 37 x 43,5 cm - 31.4 x 14.5 x 43.5 in

Engine

100 SH
Power

4,3 kW, 5.7 Hp

Type

Honda GP 200

Speed (RPM)

3.600

Dimensions

Width 79,8 cm (31.4")

Depth 37 cm (14.5")

Height 43,5 cm (17.1")

Dry weight


MINI COMPACT 100 SH

53 kg (116.8 lb)




Machine parts

- | | | |
|------------------|--------------------------|---------------------------------|
| 1 Frame | 7 Safety mesh | 13 Fuel tank |
| 2 Pressure gauge | 8 Anti-vibration devices | 14 Combustion engine air filter |
| 3 Engine motor | 9 Cooling fan | 15 Combustion engine muffler |
| 4 Pumping unit | 10 Belt | 16 Safety valve |
| 5 Oil filler cap | 11 Purifier filter | 17 Condensate discharge |
| 6 Air filter | 12 Condensate separator | |



1. Splash lubrication with conrod pin immersed in oil



2.

Suction filter:
10 μ micron



3.

Pipes, fittings and nuts
in stainless steel



4.


Aluminium crankcase
machined on horizontal
CNC machine to ensure
maximum precision



5. Forged aluminum connecting rods



6. Forged steel crankshaft with hardened rings




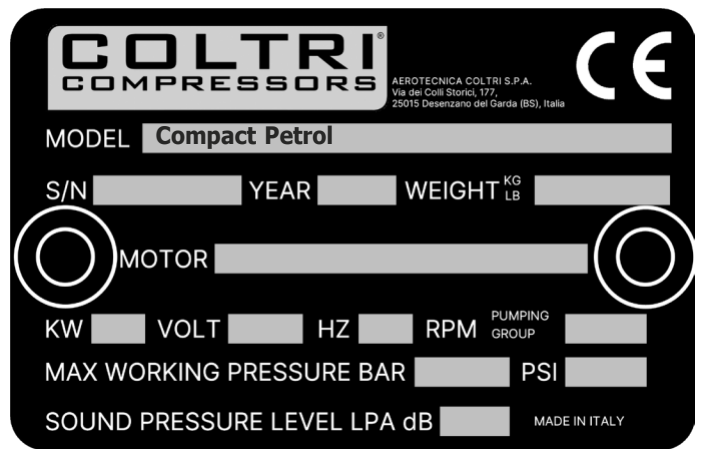
7. Safety valve on the third stage



8. Final safety valve PED certified



9. Identification label



Compressor block GP 100 (ex MCH 6)

100 SH**Charging rate**

Measured during 10 liters cylinder filling from 0-200 bar
tolerance +/- 5% at + 20 ° C ambient temperature.

100 l/min

Speed RPM

2.800

Number of stages

4

Number of cylinders

4

Cylinder bore 1st stage

78 mm

Cylinder bore 2nd stage

38 mm

Cylinder bore 3rd stage

19 mm

Cylinder bore 4th stage

9,7 mm

Stroke

13,5 mm

Direction of rotation (from flywheel side)

Right - clockwise

Drive type

V-belt A type

Intermediate pressure 1st stage

~ 4,5 bar

Intermediate pressure 2nd stage


~ 16 bar

Intermediate pressure 3rd stage

~ 75 bar

Amount of oil


600 cc/ml

Intake pressure1,3 bar_a – 300 millibar

Standard equipment

Purification system ECO-FILTER

ECO-FILTER disposable cartridge



Purification system

Eco-Filter

Operating pressure (Standard)

230 bar / 300 bar

Operating pressure max. (PS)

360 bar

**Processable air capacity
(air inlet temperature in the filter 20° C at 300 bar)¹**


210 m³

¹ When using a filter cartridge without HOPCALITE CO CATALYST.

When using a cartridge with CO-removal, the processable air capacity is reduced by ca. 20%.

Separator system

- Final separator for removal of oil/water condensate
- Final safety valve, mounted on the separator housing



Contamination	Maximum content as per DIN EN 12021:2014	Air quality*
H ₂ O	25 mg/m ³	≤ 10 mg/m ³
CO	5 ppm(v)	≤ 4
CO ₂	500 ppm(v)	≤ 500
Oil	0,5 mg/m ³	≤ 0,5 mg/m ³

* Measured at our facility using ASCO HORA 160 ANALYZER.

1 Only with special filter cartridge with HOPCALITE CO CATALYST. and up to a maximum concentration of 25 ppm CO in intake air.

The compressed clean breathing air then contains a maximum of 5 ppm CO.

2 The level of CO₂ in the intake air must not exceed the maximum level of CO₂ as per EN 12021:2014

3 Reported values exceed ISO 8573-1 standards.

Filling connections

1 filling connection to choose from: DIN 232 bar - INT and DIN 300 bar.



Filling connection DIN 232 bar
COD. 6-05-024

Filling connection INT
COD. 6-05-025

Filling device	DIN 232 bar
Nominal pressure (PN)	250 bar

Valve design Filling valve with cylinder connector G 5/8" according to EN 144-2 and 477 PN232



Filling connection DIN 300 bar
COD. 6-05-024/300

Filling device	DIN 300 bar
Nominal pressure (PN)	330 bar

Valve design Filling valve with integrated ventilation, with cylinder connector G 5/8" according to EN 144-2 and 477 PN232

Optional

Autostop

Compressor automatically shuts off when it reaches final pressure.

Composed of:

1 x Pressure switch

- 230 bar - COD. SC000521/232
(Safety valve 250 bar)
- 300 bar - COD. SC000521/300
(Safety valve 330 bar)



ASSEMBLY INSTRUCTIONS



COD. SC000521/232 - SC000521/300

Double pressure regulator 300/232 bar



COD. SC000531










Digital hour meter



COD. 13-04-0210

C - Monitor

Final filter monitoring system, oil change and technical interface.

The interface consists of an LCD display, a button  and two indicators  . The decimal points next to the digits are indicator lights to indicate alarms or warnings in progress. Each dot is associated with an explanatory icon (, , ). The icon  indicates an alarm condition while the symbol  indicates normal operation. Press the button  to scroll through the different functions of the menu. When pressed, the function is displayed the function and after two 2 seconds the related data.



COD. SC001200

- 1 Display
- 2 Cartridge saturation
- 3 Service indication
- 4 Battery charge level
- 5 Operation indicator

Remote suction hose kit

1/2" adapter.
Hose length 3 meters.
Tube diameter 20 mm.



COD. HC010302

Suction filter cartridge



COD. SC000345

Pressure maintaining valve

Mandatory use of DRV filling connection



COD. 6-05-015-VMP-R

Filling connections optional

DRV DIN 232 bar



COD. DRV232

DRV DIN 300 bar



COD. DRV300

Filling connection INT



COD. RE100350

Aerotecnica Coltri S.p.A.

Via dei Colli Storici, 177
25015 Desenzano del Garda
Brescia - Italy

Ph. +39 030 9910301
+39 030 9910297

info@coltri.com

DT-TDS-MINICOMPACTPETROL-23-V3



coltri.com



COLTRI
THE ITALIAN COMPRESSOR