

SIMAGIC

User Manual



Alpha Base

Welcome to the Direct Drive Revolution.



- * For more convenient and quick use of Alpha base, please read thisBefore installation and use, please read the instruction manual carefully, which contains important product and safety information; please make sure to keep this manual for future reference.
- * The product contains many advanced technologies, including custom overspeed motors, integrated electronics, wireless modules, etc. and is PC compatible.
- * Pd-19-01 is a trial version, simagic reserves the right to modify it without prior notice, based on factors such as product and user feedback.
- * This instruction manual is a general instruction manual for a single product (including different configurations and categories under a single product).

Getting information

1. Users can visit SIMAGIC global website www.simagic.com to browse product information or obtain product support ;
2. Simagic official website information publishing site Uniform name : [Simagic official](#)
YouTube
Facebook
Twitter
3. China's information channel



Contents

About Simagic	2
Product Profile	
.....	
.....	
.....	
.....	
Safety Suggestion	9
Packing Brief	
Quick release	
Adapter steering wheel	14
Race manager	16
Firmware Update	18
Warranty description	20
Additional explanation	22

About ***SIMAGIC***

Simagic Brand

Simagic brand direct drive simulator is the first three-phase hybrid direct drive motor simulator designed independently in China. The steering wheel is directly connected with the motor shaft, eliminating the traditional belt and gear sensors, bringing a more pure and immersive direct driving experience.

Simagic takes users as the center, develops the direct drive revolution with all its strength and strives to build the world's top direct drive simulator, and promotes the development of *racing E-sports from keyboard Entertainment (1.0) to simulator Entertainment (2.0)*.

The first direct drive simulator host achieves real-time, accurate and extremely accurate reproduction of driving road conditions, physical feedback of the action effect in the racing game, and a new human-computer interaction experience.



Simagic Tech

Shenzhen Simagic Tech Co., Ltd is the first company based on the field of simulation driving equipment in China, adhering to the company concept of "committed to the development of new culture of simulation driving", to create the best racing equipment and best competitive experience for racing game enthusiasts, and create a new application mode of simulation driving for the driving industry.

As a new generation team of China's racing E-sports culture, with the initiative of simagic brand direct drive equipment, we are at the forefront of simulation racing equipment technology, insisting on the product concept of continuously innovating technology and optimizing product design, "leading the trend of simulation driving with innovative technology", and filling the gap in the field of China's racing E-sports with the advanced technology level of international racing simulation driving equipment.

Fast simagic technology adheres to the enterprise spirit of "technology leading, extremely intelligent first", actively practices the concept of product development through scientific and technological exploration, integrates unlimited possibilities into every experience detail, and develops the new simulation driving culture of China's intelligent manufacturing.

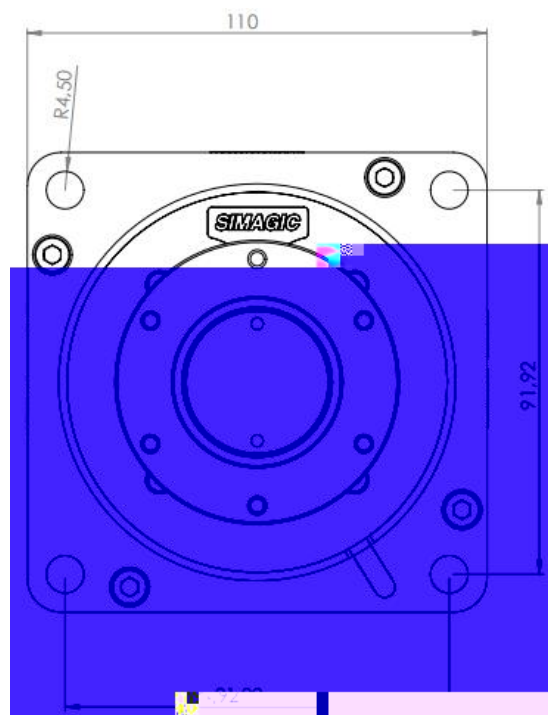
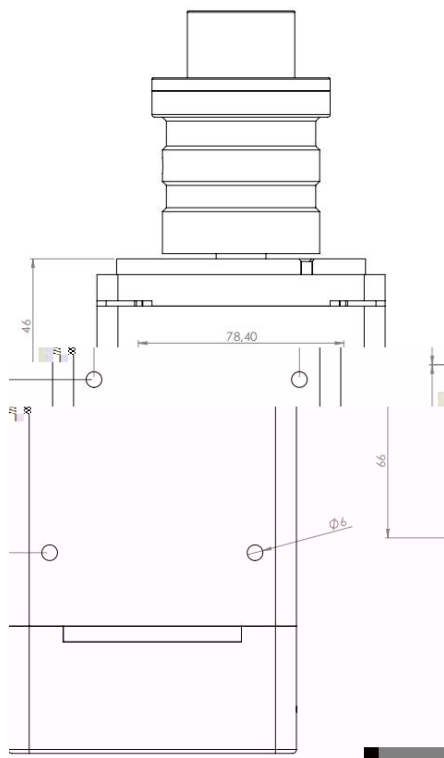
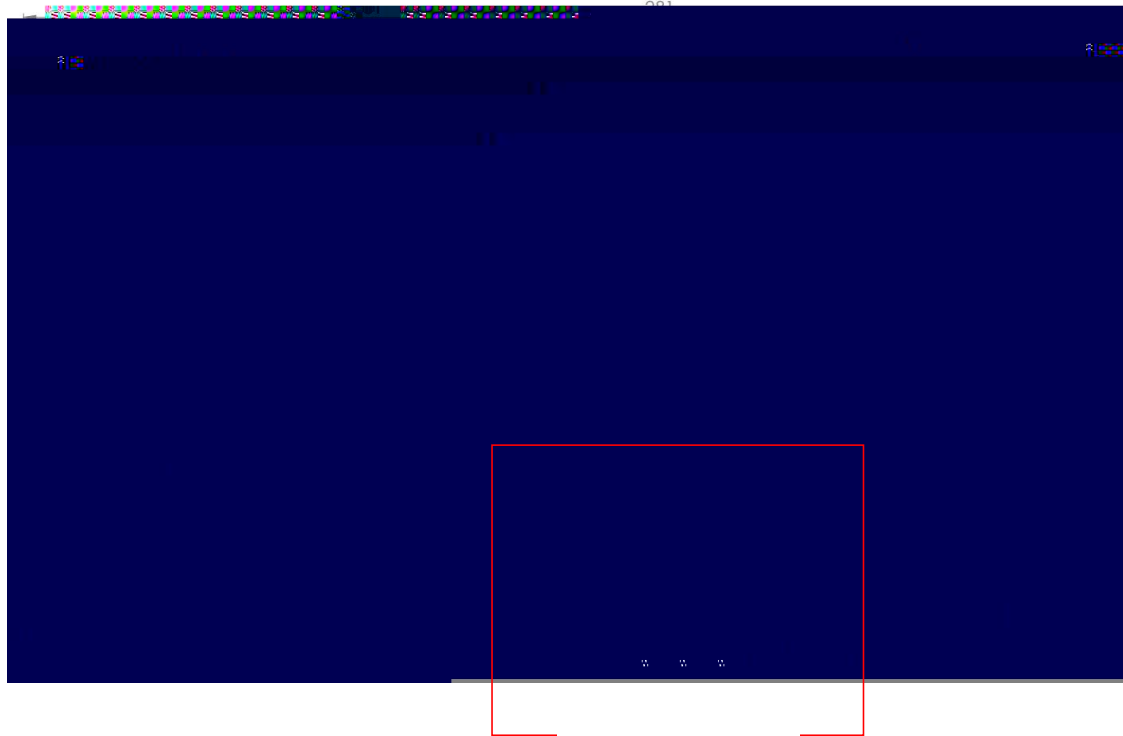
Product Profile

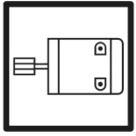
- *Special surface treatment of the body casing resulting in sleeker and more premium feel.
- *Bright black body color gives the body a more robust and automotive component feel .
- *The whole body is integrated design, and the adaptive control software replaces the multi line socket.
- *Unique top laser logo.




Alpha base is made of integrated design, with clean body and less ports.







New design servo motor, for smoother and softer response; smaller body size, maximum continuous torque of 15nm.



The three CPUs respectively implement motor control, game effect presentation, and USB real-time communication. Give the entire system real-time, fast and complete presentation of every force feedback detail



The built-in encoder has a resolution of 262144 PPR, providing more detailed game feedback.



The built-in wireless power supply and wireless communication system are continued to remove the cumbersome and inefficient physical connection.



Equipped with self-developed control software, Race Manager has feature rich yet simple and user friendly functions that adjust data according to different personal needs.



In the drift game, the unique drift mode adjustment: the force feedback size and return speed can be set separately, perfectly balancing the strength and return speed, which can bring a new real car drift experience.



Equipped with simagic custom quick release, it adapts to the steering wheel without gap.



Supports a variety of peripherals, making the simulation process more realistic.

Safety Suggestion



- * **Alpha power on instructions:** Always check to make sure the power connector is switched OFF before plugging in or unplugging the wheelbase. It is forbidden to plug and unplug the power connector at the base end while power is switched on.
- * Equipment and power supply shall not be exposed to rain or other liquids or humid environment to avoid short circuit and leakage, which may cause damage and failure of equipment and fire.
- * The suitable operating temperature is 15 °C - 35 °C.
- * It is suggested that the game time of power feedback is 1 hour, and overuse may lead to health risks; we suggest to take 5 minutes off every 20 minutes, and the maximum driving time per person per day is 2 hours.
- * Although the product can adjust the force feedback data, the children under 13 years old must be supervised by their parents to adjust the force feedback parameters of children's model and use the device under their supervision.
- * When users use it for the first time, please adjust the force feedback from small to appropriate strength.
- * In the game, if the feedback force adjustment is too large to control, please stop the game immediately and adjust the feedback force parameters in time.
- * This product contains small parts, and the magnetic light sensitive shift paddle adopts strong magnetic magnet, which is not suitable for children under 13 years old to operate alone.
- * The hub contains circuits and other parts that cannot be repaired by the user. It is forbidden for the user to open the equipment shell to avoid greater damage to the equipment.
- * It is forbidden for the user to open the hub without authorization or professional guidance, which may cause irreparable injury to the equipment and the user will not receive simagic's warranty policy service.



Electricity Safety



- * The steering wheel must be installed on the simagic main engine to ensure proper matching power supply.
- * The factory fitted USB cable must be used when upgrading the steering wheel.
- * In order to ensure relevant safety, parts replacement can only be sent out or repaired by an officially authorized maintenance center.
- * If it is not used for a long time, please pull out the steering wheel and disconnect it from the main engine.
- * In case of any abnormality, please stop using immediately and ask simagic official or relevant authorized Center for help.
- * Please follow simagic website and public platform for the latest product information.
- * **This product is only limited to simulation driving related activities.**
Please distinguish simulation games from reality and drive safely !

Packaging Brief

Package Contents



Operation Explanation

Simagic custom quick release adopts the design of high precision upper six balls and lower four balls, and the access base needs to align the steel ball hole position. It can be disassembled without any tools.



The quick release logo shell is the first lock. Hold the red part of the shell when removing it. Pull out the quick release to remove it.

To fit it back in, just push the QR back on the shaft and rotate the shaft till it clicks and locks in, ensuring that the ball bearings fully seated in the shaft ring of the base.

Adapter steering wheel

SIMAGIC steering wheel

GT1



GT4



Race Manager

* **Race manager** is a simulator control program designed by simagic according to the mechanical effect of the direct drive simulator host and the source of game feedback. Users can set the parameters of the direct drive simulator in this program.

The interface is simple and easy to operate, which simplifies complicated parameter settings and complicated parameter relations, and brings more direct product experience to users.

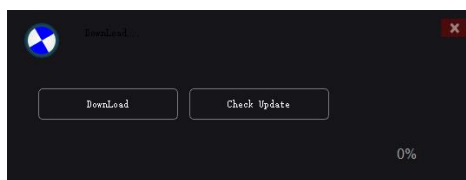
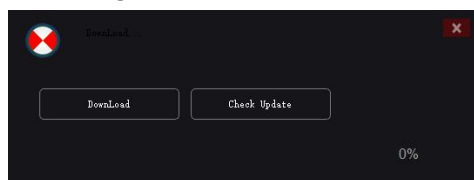
You can view the steering wheel status on the "Calibration" page of this program.

File download mode: users can obtain simagic control software "race manager" as follows :

- (1) Official website of simagic Technology: www.simagic.com users can go to the homepage of the official website to navigate the "service and support" section and download the simagic professional driver software installation package "race manager" according to the guidance.
- (2) Through Simagic's designated sales outlets and channels. Please contact customer simagic's official after-sales customer service and agent online stores in various regions to obtain various services of "service and support" such as documents, official information release platform, etc

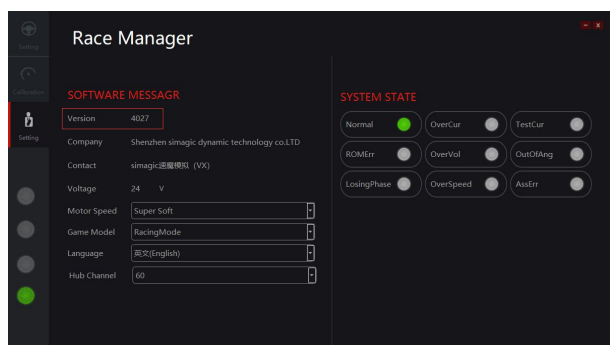
Firmware Update

Host upgrade, please keep the computer connected.



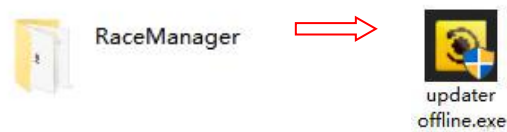
① Enter Race Manager to check the version status.

The simagic products will always be the latest version when you get them. If new versions are released, please follow the official channels.



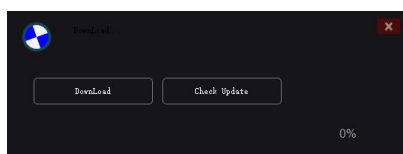
② Go to the Race Manager folder,

Open the base upgrade program and prepare to upgrade


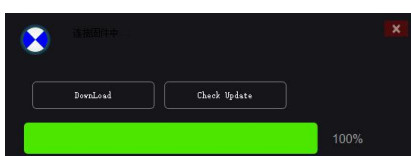
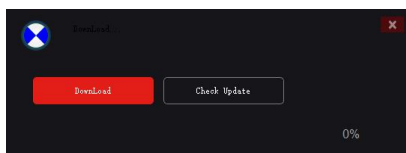


③ Follow the prompts

“ ”



“ ”



Warranty description

In order to protect the legitimate rights and interests of consumers and the operation of simagic brand, simagic formulates franchise terms and consumer product warranty terms, so as to restrict the official partners such as franchise agents to provide simagic warranty terms integrated with consumer standards to protect the legitimate rights and interests of consumers.

Simagic adheres to the user spirit of being responsible for users and reassuring users, invests in the production and operation of the manufacturing industry with the attitude of service industry, and actively creates the user's ultimate experience ecology.

In order to enjoy simagic's warranty support, do not damage the machine artificially, and do not operate the machine or system abnormally without the guidance of the official or authorized personnel.

For detailed pre-sale and warranty terms, please log in simagic public platform or official website and simagic official information release channel for inquiry.

Additional Explanation

- * Before trial use, please install the equipment on the rigid platform safely, and fix the main wheel base on a suitable platform bracket or racing equipment with the adapter screw. It is forbidden to use other types of fixings.
- * Before each use, it is necessary to check the installation of the base and the strength after starting the machine.
- * This product has a large feedback force and contains small parts. Children are not allowed to use this device alone.
- * When terminating use, please turn off the button and power equipment to prevent accidents.
- * People who use or experience your device for the first time must be instructed by the device owner.
- * Loose clothing such as hair, cables, hemlines or other tangles should be kept away from the simulator.
- * Simagic DDW can be used out of the box completely. We always update the latest firmware at the factory. For program upgrade and other issues, please pay attention to the official website of speedmagic technology and the official public platform "simagic speedmagic simulation".
- * Users can use this product to simulate racing game activities, and should drive the car at least 1 hour after the end of the game.
- * This instruction manual is only used as a general instruction manual for a single product (including different styles under a single product), and the products demonstrated in this manual are only used as product instructions instead of sales instructions. The specific style of products shall be subject to the purchase of users.
- * **Note: relevant documents are game adaptation documents developed by simagic based on simagic supporting equipment, In order to protect the legitimate rights and interests of users, users are requested to download all files in the channel designated by simagic.**

Thank you for reading and have a good time.

This manual is updated without notice.

The latest manual and any simagic related information can be found on the official website www.simagic.com

If have any questions and suggestions about this instruction manual and simagic products, please contact us through information channel.

Common name of Chinese platform: [simagic 速魔模拟](#)

Common name of international platform: [simagic official](#)