


What's Included Overview

- 5 interactive books focused on doing the laundry
- 44 comprehension task cards (1 set with pictures and 1 with only text).
- 8 lesson plans for each book (4 for whole group, 4 for direct instruction)
- Each book includes visuals for students to have and insert into the books as they are read.
- Sentence strips with and without pictures for students to put in order for the 4 books that outline the process of laundry
- Choice board visuals to fit into the morning meeting starter kit book or story boards if you are using them.
- The books have the option to find the matching or corresponding picture or the word to complete the sentence.
- The picture cards can be stored on an extension page that have matching pictures. There are 2 options—one has matching pictures and the other is a blank page with no pictures so you can rearrange them.



ALSO INCLUDED:

Suggested IEP Goals/Objectives

Suggestions on how to implement across activities

Extension activities

DIGITAL TOOLS INCLUDED

Main Digital Board

Every item on the page above is included in a Google™ Slides version as well.

All the teacher materials are included digitally to make it easier to share with families in distance ed.

Interactive books, task cards and sequencing activities are all included using drag and drop routines.

Open the file Interactive Digital Slides file to access the digital materials.

DOING LAUNDRY INTERACTIVE BOOKS AND COMPREHENSION TOOLS GOOGLE LINKS

CLICK THE LINKS BELOW FOR LINKS OR THE PAGE WITH LINKS TO COPY THE GOOGLE SLIDES FOR BOOKS AND MATERIALS.

Teacher Materials-How To, Answer Key, etc. Lesson Plans for All Books

Ways to Do the Laundry Doing the Laundry Washing the Clothes Drying the Clothes After the Clothes Are Dry

©2018 Pearson

COPY THE PICTURE TO ADD TO YOUR OWN CHOICE BOARD FOR STUDENTS TO CHOOSE.

Washed, laundry, clothesline, laundromat, label, washer, dry cleaner, dryer

There are several ways that people do the _____.

Ways to Do Laundry ©Autism Classroom Resources

What was one of Sally's chores?

vacuuming, laundry, raking

What was one of Sally's chores?

laundry, raking, vacuuming

Doing the Laundry Put the Story in Order

Directions: Put the boxes in order to tell the story.

When they are dry, she folds some shirts.

She gathers the dirty clothes in a laundry basket.

Then she washes the clothes in the washer.

Sally has finished the laundry.

She puts shirts and dresses on hangers.

The clothes on hangers go in the closet.

One of Sally's chores is to do the laundry.

To put the clothes away, some go in the dresser.

When the washer finishes, Sally puts the clothes in the dryer.

To put the clothes away, some go in the dresser.

When they are dry, she folds some shirts.

Then she washes the clothes in the washer.

When the washer finishes, Sally puts the clothes in the dryer.

To put the clothes away, some go in the dresser.

She puts shirts and dresses on hangers.

Sally has finished the laundry.

5 Interactive Books- Drag & Drop

Picture & Text Task Cards- Drag & Drop

Sequencing with and without pictures- drag & drop

What's Included: Task Cards

For each book there are task cards designed to help students practice understanding the story and communicating about it.

There are 44 task cards with pictures (and an identical 44 task cards without pictures). They present different levels of complexity depending on the story.

Most comprehension questions can be answered directly from the text. A few require extrapolating or interpreting information from the text.

Ways to Do the Laundry

- 6 What Questions
- 5 Where Questions
- 2 How Questions

Doing the Laundry

- 6 What Questions (1 Verb)
- 2 Where Questions

Washing the Clothes

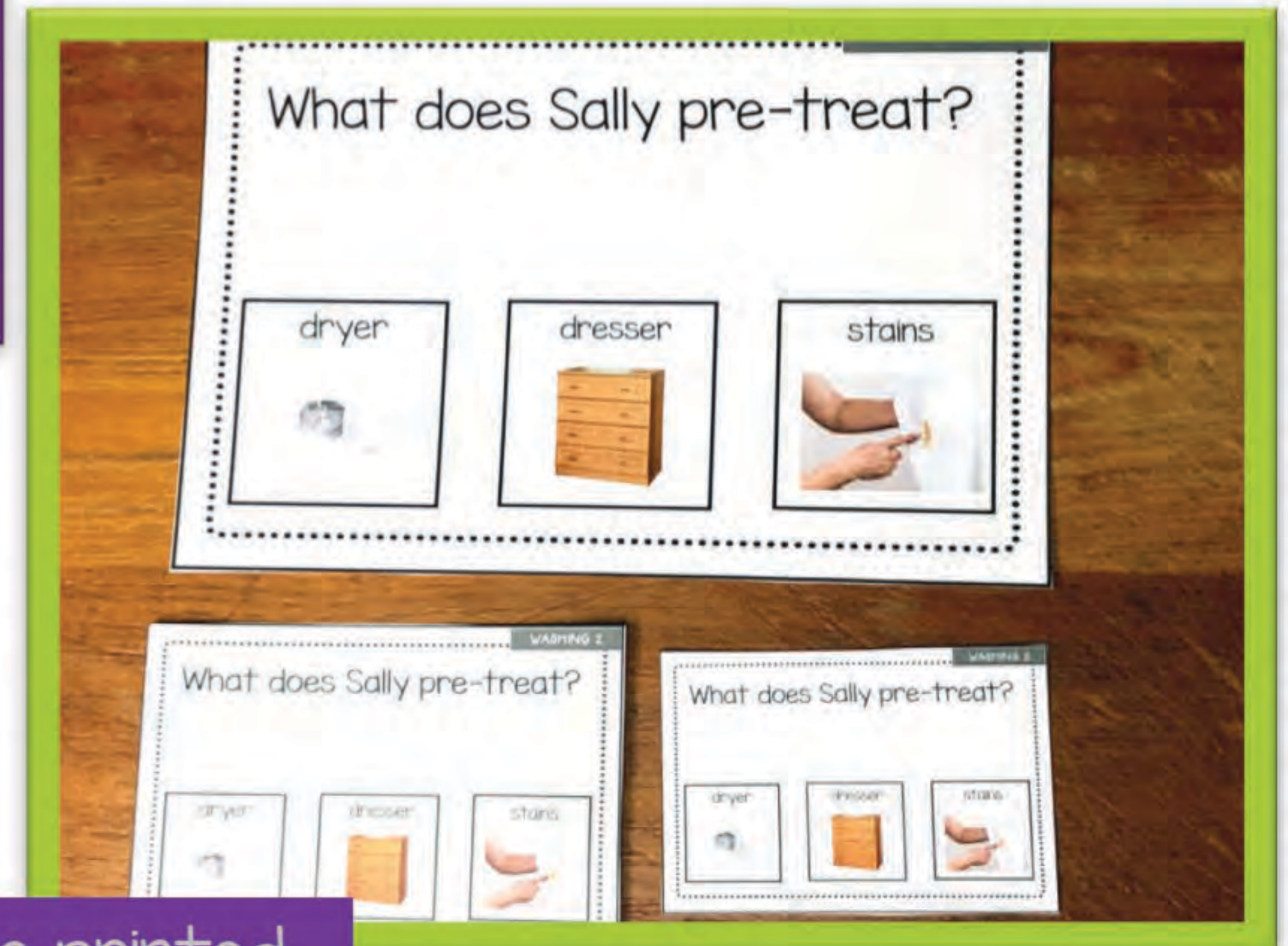
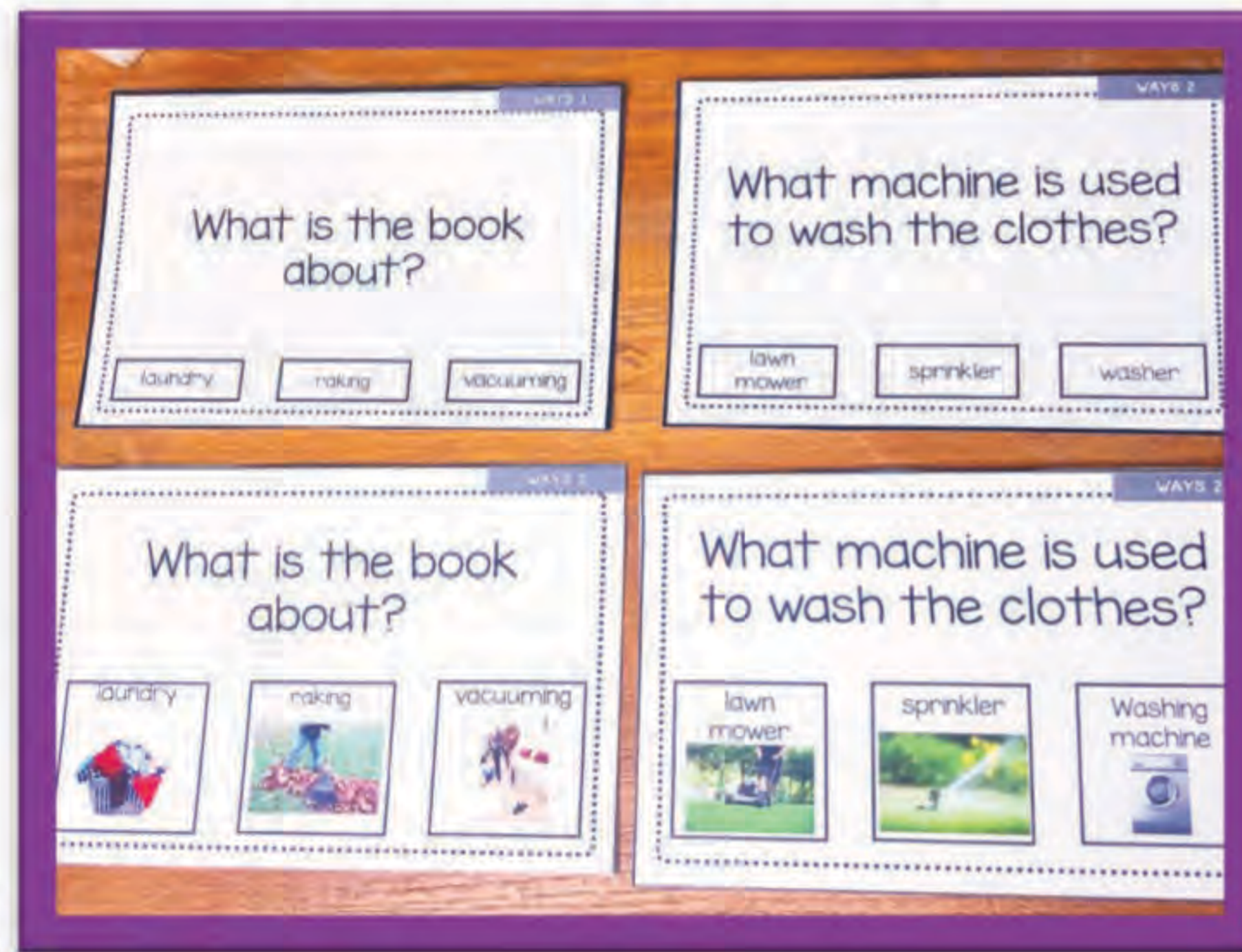
- 8 What Questions (5 Verbs)
- 2 Where Questions

Drying the Clothes

- 2 Where Questions
- 4 What Questions (1 Verb)

After the Clothes are Dry

- 3 Where Questions
- 4 What Questions (1 Verb)



All task cards can be printed in 3 sizes--directions included.

What's Included: Sentence Sequencing

For 4 of the books (Doing Laundry, Washing Clothes, Drying Clothes, and After the Clothes are Dry), there are sequencing strips. These strips are verbatim from the text. One set includes pictures and one does not.

These can be used in multiple ways.


Doing the Laundry
Put the Story in Order

Use this sheet as a template for putting the story sentences in order.

sequencing

Doing the Laundry
Put the Story in Order





Cut the cards apart and have the student read and put the cards in order to tell the story.

	One of Sally's chores is to do the laundry.
	She gathers the dirty clothes in a laundry basket.
	Then she washes the clothes in the washer.
	When the washer finishes, Sally puts the clothes in the dryer.

matching

Doing the Laundry

Have students match the phrases to the pictures to tell the story.

sequencing with picture cue

Doing the Laundry
Put the Story in Order

These strips of the story can be matched to the pictures. Or they can be used in place of the pictures with the pictures to put in order.

One of Sally's chores is to do the laundry.
She gathers the dirty clothes in a laundry basket.
Then she washes the clothes in the washer.
When the washer finishes, Sally puts the clothes in the dryer.

What's Included: Lesson Plans

Each book comes with 8 lesson plans to adapt and use with your students.

There are lesson plans for whole group and small group or direct instruction.

Whole Group:

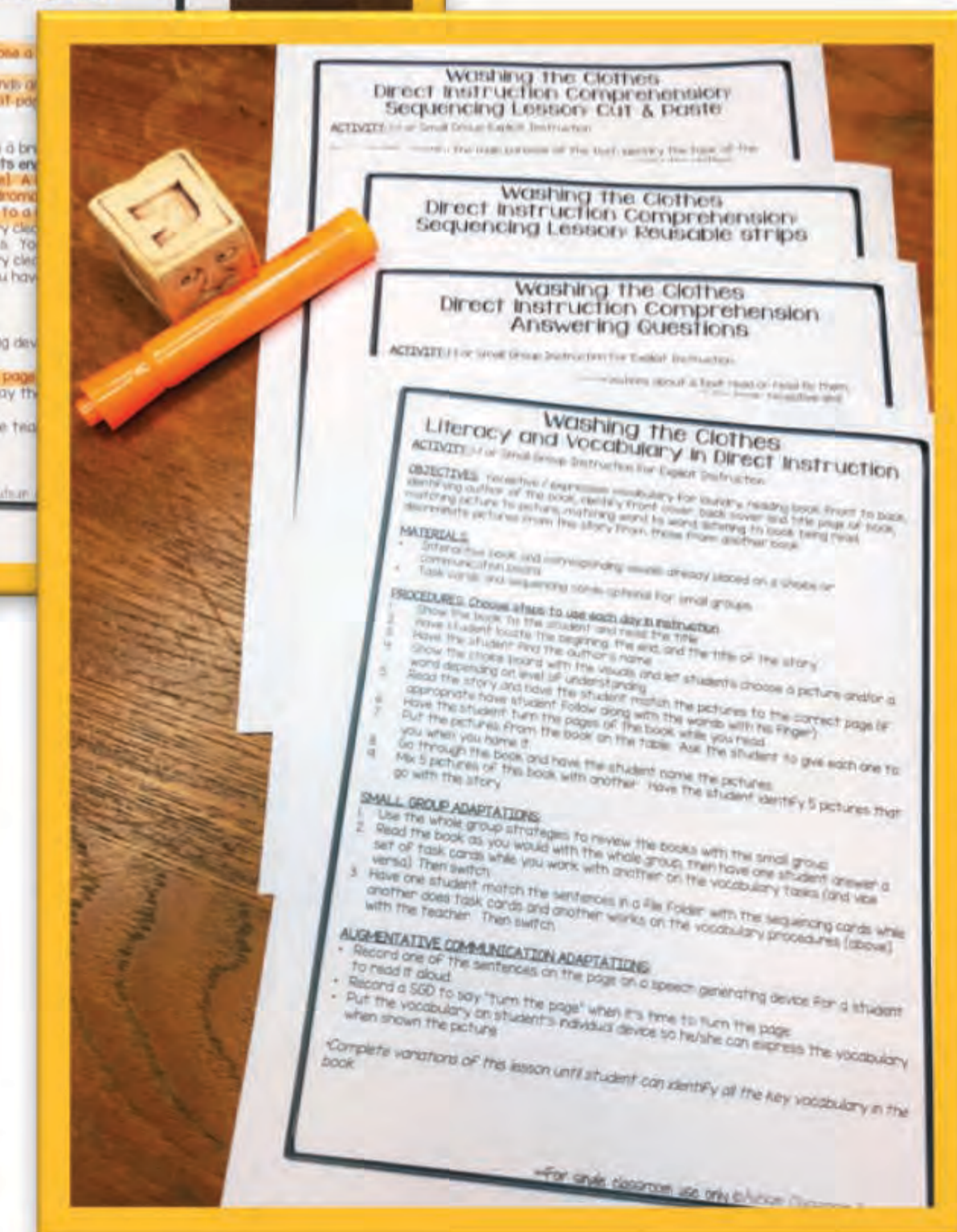
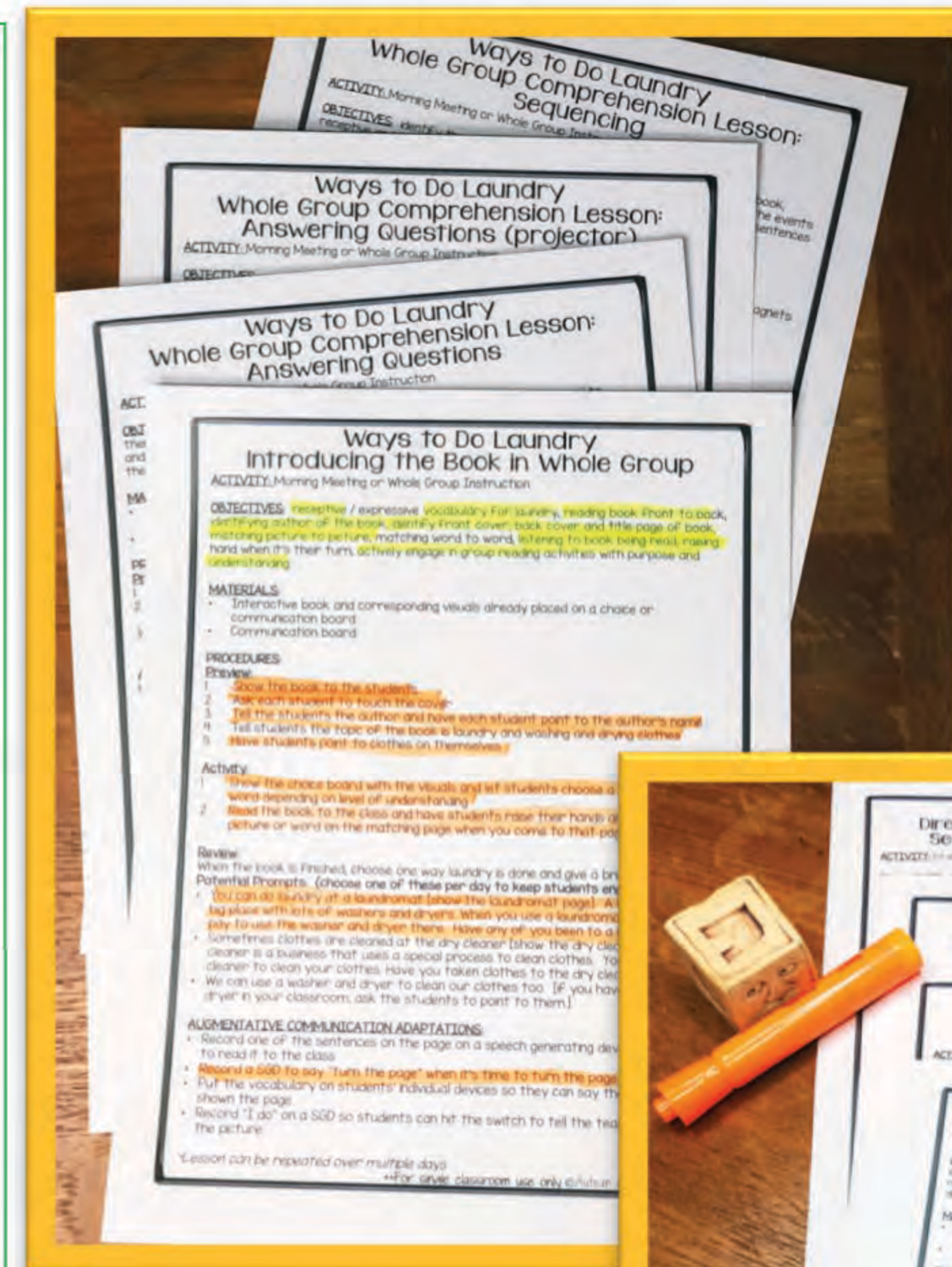
- Introducing the book
- Answering comprehension questions
- Answering comprehension questions with a projector
- Sequencing

Includes preview, activity and review activities and suggestions for adapting to augmentative communication.

Direct Instruction (I-I or small group)

- Literacy and vocabulary
- Answering comprehension questions
- Sequencing using reusable strips
- Sequencing with cut and paste pages

Includes lesson steps, augmentative communication adaptations, and adaptations of how to teach explicitly with a small group.



Details of Books: Ways to do the Laundry

Ways to do the Laundry

This photo book focuses on the vocabulary of ways that laundry can be done.


Vocabulary targeted includes

- 6 nouns: laundry, laundromat, label, clothesline, dryer, dry cleaner, and washer;
- 1 verb: washed

Task cards focus on what, where and how questions.

This book has more task cards, but does not have sequencing cards because the story doesn't follow a process that lends itself to sequencing.

**task cards come with and without pictures.*



Details of Books: Doing the Laundry



Doing the Laundry

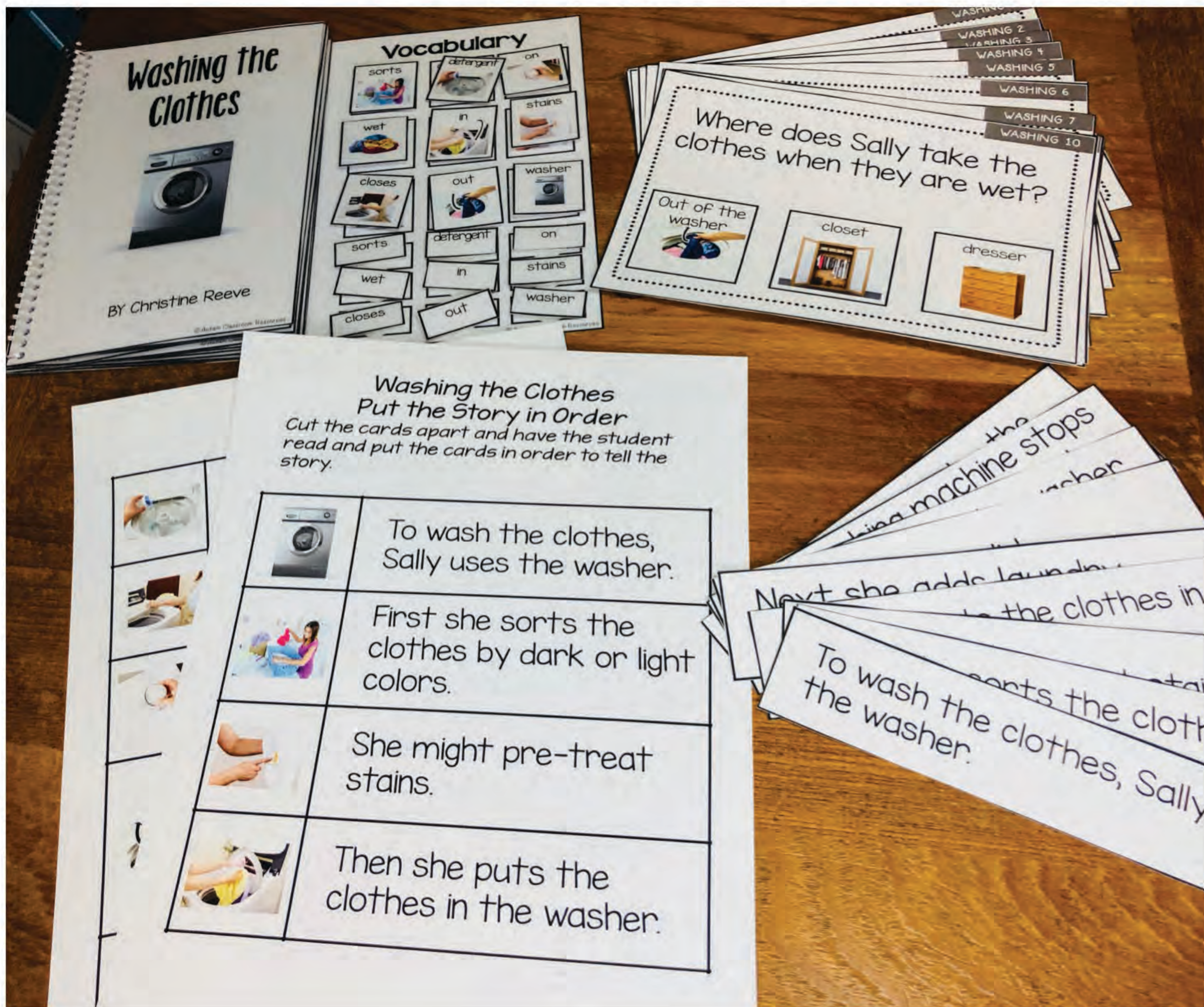
This photographic book has the abbreviated process of doing laundry with the major steps included.

Vocabulary includes laundry, dresser, closet, hanger, dryer, laundry basket, washer and folds (verb).

Task cards focus on what and where questions.

There are sequencing strips with pictures and without to put the steps from the book in order. And there is also a template for them to use for order. You can also use them for file folder activities.

Details of Books: Washing the Clothes



Washing the Clothes

This book review the steps for washing clothes in the washing machine.

It includes vocabulary: detergent, on, in, out, wet, stains, washer, closes and sorts.

Task cards focus on what Sally does at different phases of the washing process.

There are sequencing strips with pictures and without to put the steps from the book in order. And there is also a template for them to use for order. You can also use them for file folder activities.

Details of Books: Drying the Clothes

Drying the Clothes

This book focuses on the steps of drying clothes including hanging them on the clothesline and using the dryer. Targeted vocabulary includes:

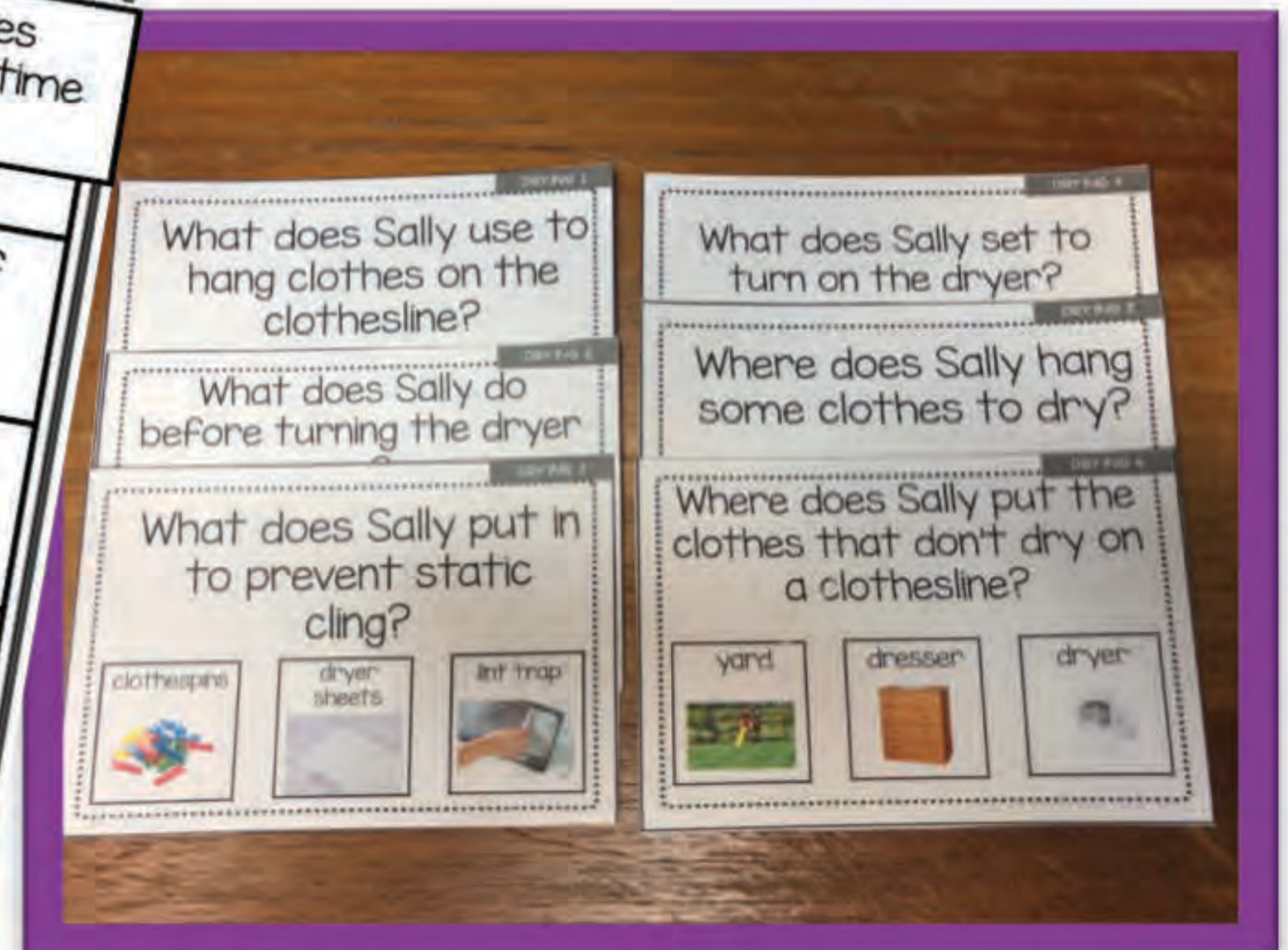

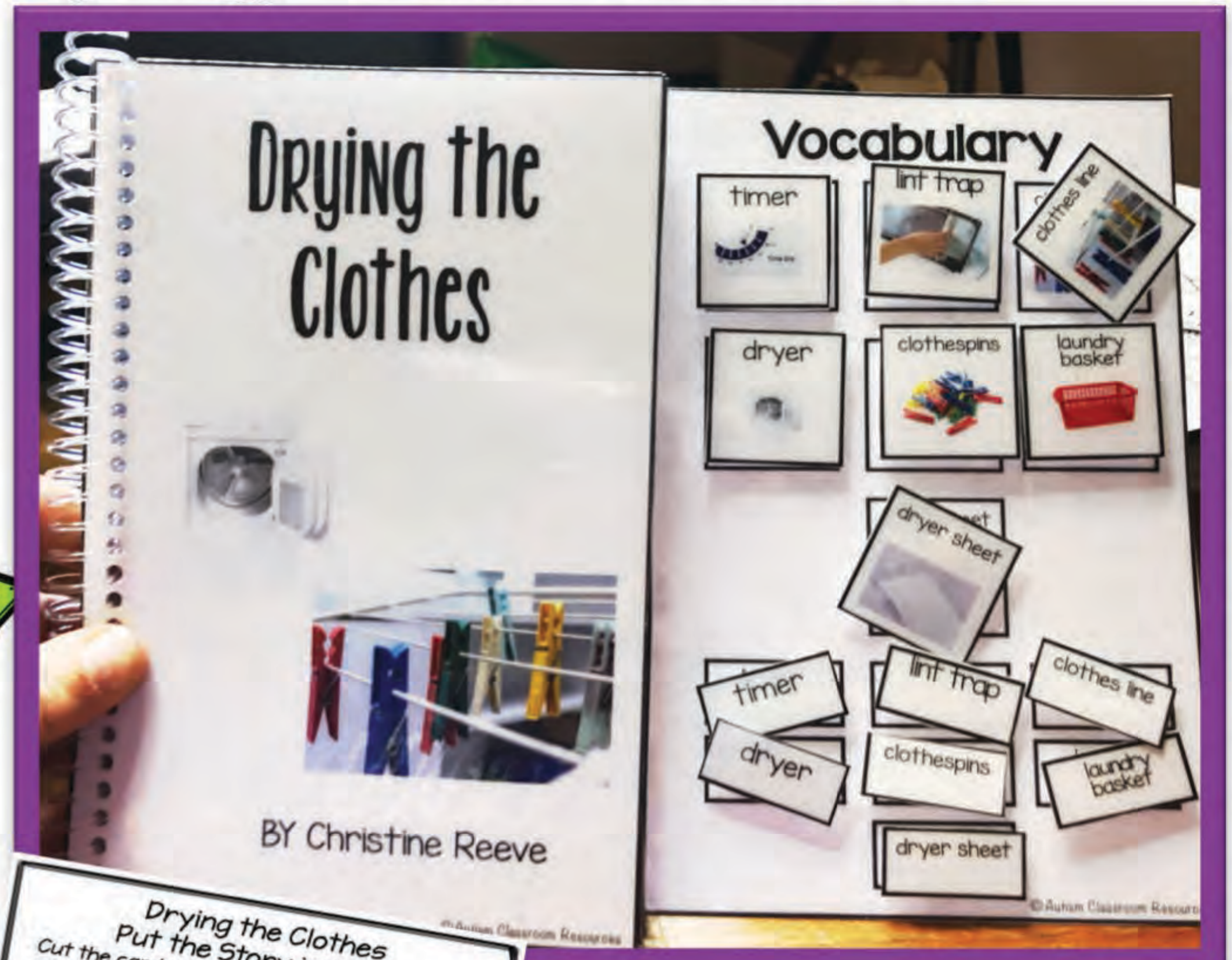
Timer, lint trap, clothesline, dryer, clothespins, laundry basket, and dryer sheet.

Task cards focus on "where" and "what" questions.


There are sequencing strips with pictures and without to put the steps from the book in order. And there is also a template for them to use for order. You can also use them for file folder activities.

****oops alert:**

the clothes line is fixed to clothesline in the book and visuals. The picture is of a draft copy.



Details of Books: After the Clothes are Dry

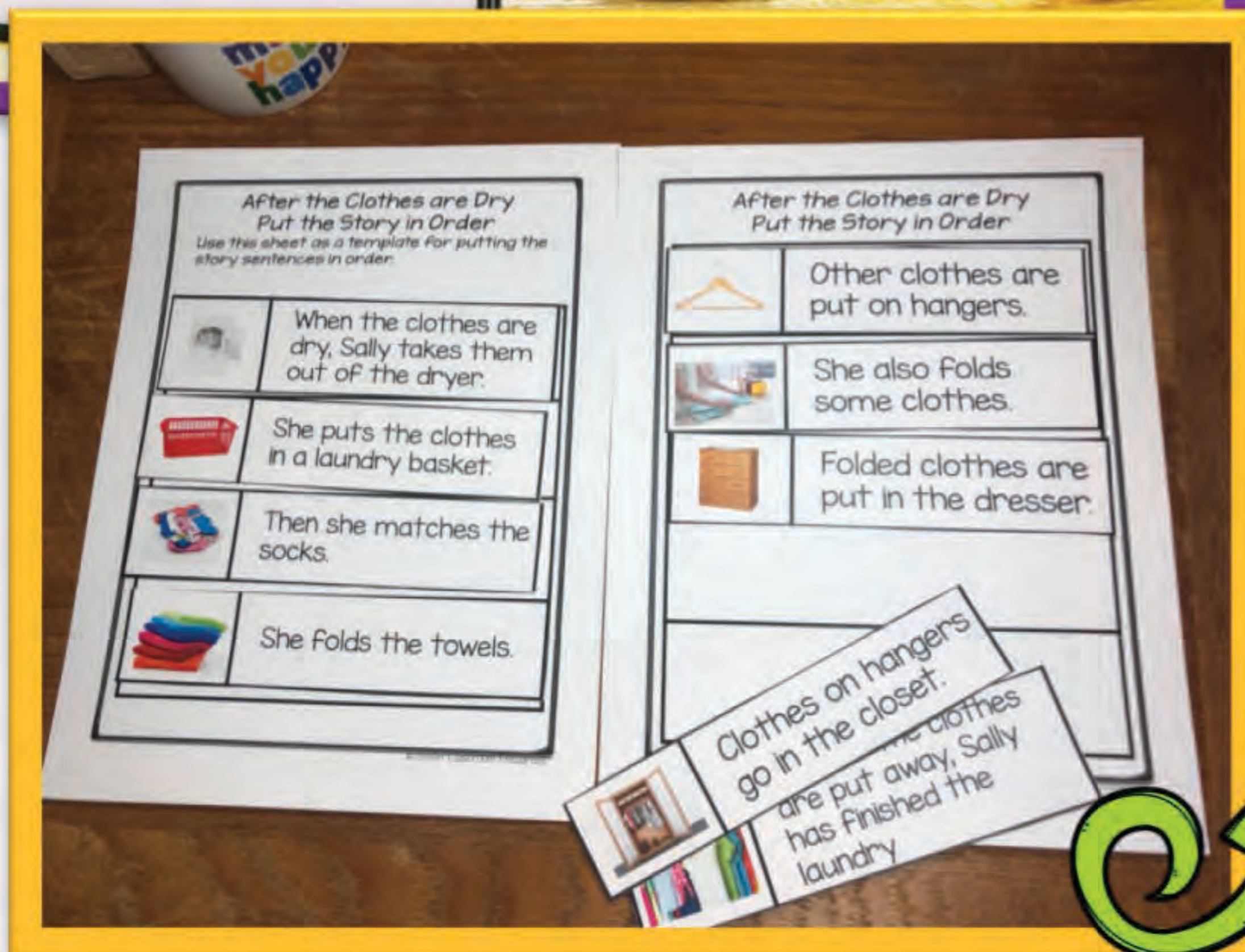

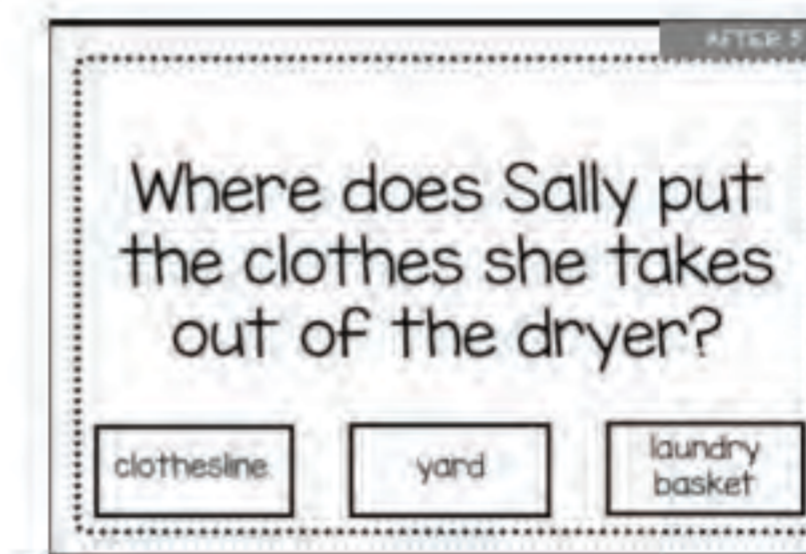


After the Clothes are Dry

This photograph book outlines what Sally does after the clothes are dry. Essentially it focuses on folding, hanging, and putting clothes away. Vocabulary includes;

Dresser, socks, hangers, towels, closet, folds, laundry basket, and dryer.

Task cards focus on "where" and "what" questions.



There are sequencing strips with pictures and without to put the steps from the book in order. And there is also a template for them to use for order. You can also use them for file folder activities.

ANSWER KEYS AND DATA SHEETS / RESPONSE CARDS INCLUDED

Ways to Do Laundry Task Cards Data Sheet

Card	Answer
1	
2	
3	
4	
5	
6	
7	
8	
9	
10	
11	
12	
13	

Doing the Laundry Task Cards Data Sheet

Card	Answer
1	
2	

Washing the Clothes Task Cards Data Sheet

Card	Answer
1	
2	

Drying the Clothes Task Cards Data Sheet

Card	Answer
1	
2	

Ways to Do Laundry Task Cards Data Sheet

Card	Answer
1	laundry
2	washer
3	dryer
4	Laundry basket
5	clothesline
6	label
7	Reading the label
8	By hand
9	laundromat
10	clothesline
11	sink
12	laundromat
13	dry cleaner

Doing the Laundry Task Cards Data Sheet

Card	Answer
1	laundry
2	Laundry basket
3	washer
4	Folds them
5	dryer
6	hanger
7	closet
8	dresser

Washing the Clothes Task Cards Data Sheet

Card	Answer
1	washer
2	stains
3	Laundry detergent
4	Adds detergent
5	Close the lid
6	Takes them out of the washer
7	Dry them
8	sorts
9	Laundry basket
10	Out of the washer

Drying the Clothes Task Cards Data Sheet

Card	Answer
1	clothespins
2	Clean the lint trap
3	Dryer sheets
4	timer
5	clothesline
6	dryer

After the Clothes are Dry Task Cards Data Sheet

Card	Answer
1	
2	
3	
4	
5	
6	
7	

After the Clothes are Dry Task Cards Data Sheet

Card	Answer
1	towels
2	socks
3	On hangers
4	Folds them
5	Laundry basket
6	In the dresser
7	In the closet