

Functional Sight Words

SIGN WORDS FILE FOLDERS

I am always looking for ways to practice meaningful environmental print with students in life skills or special education classrooms. This set is designed to go with my Sight Word Signs Task Cards, worksheets, and BINGO sets that include the same words. The file folders provide practice in reading comprehension (matching words to pictures) for functional sight words related to community and safety signs.

File
Folders



Task
Cards

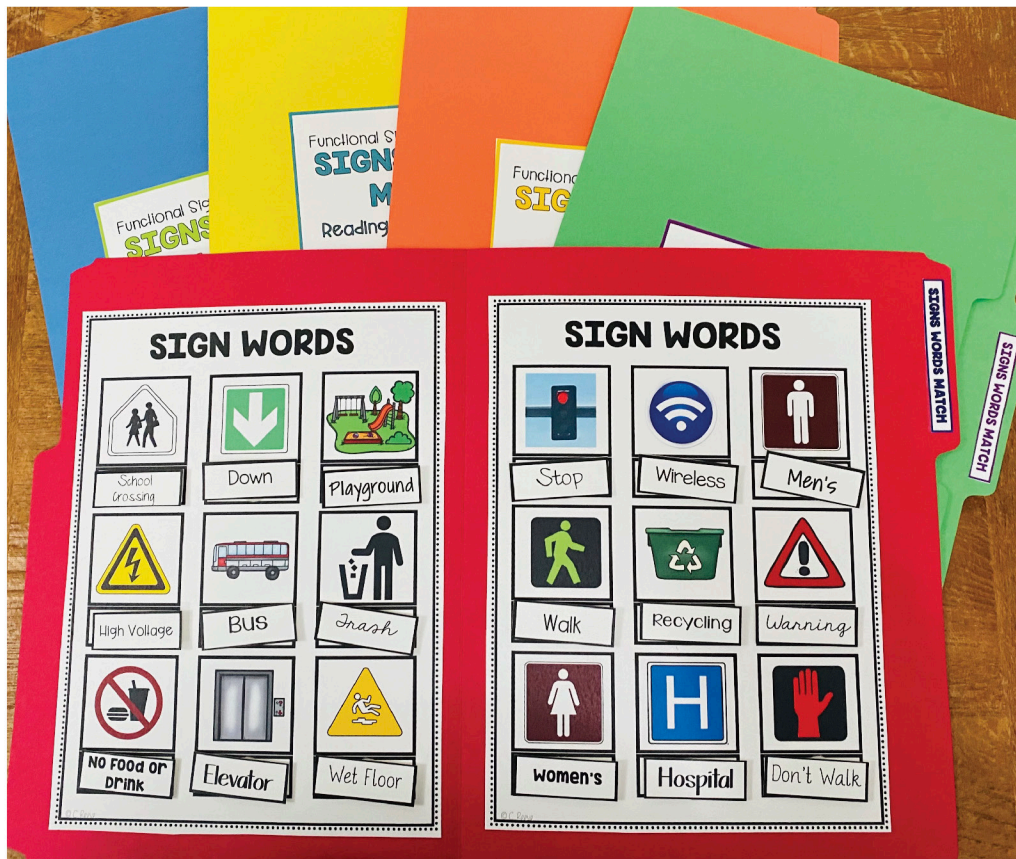
SIGN WORDS FILE FOLDERS

What's Included?

This set of materials require students to match words to pictures. Included in the set are:

- 10 pages with 9 signs per page
- Matching words to each page in the same font
- Matching words to each picture in different fonts
- File folder labels

Use them to create...



5 2-page file folders for matching words to pictures

SIGN WORDS FILE FOLDERS

What's Included?



12 1-page sheets or file folders for easier, quicker practice. These are easy to keep in a binder for storage.

Cut the pages up and create 90 task cards with some repetition. Then mix them up to prevent memorizing.



SIGN WORDS FILE FOLDERS

What's Included?



Use words of different fonts to make the task more difficult.

Or use the set with consistent fonts for students just learning the words.



SIGN WORDS FILE FOLDERS


How I Use Them

All of the file folders are great for:

- Students to practice comprehension while you are doing instruction with another student
- Use in a para-run center or activity to reinforce learning
- Use in an independent work system once the words are mastered

Following are some tips on using the different ways these can be presented

I. 2-Page File Folders



- Great for self-contained task that students who have mastered the words can match.
- Pieces stay together for independent work (using Velcro)
- Only the words for the corresponding pictures are in the folder.

The most straightforward method of constructing them is to:

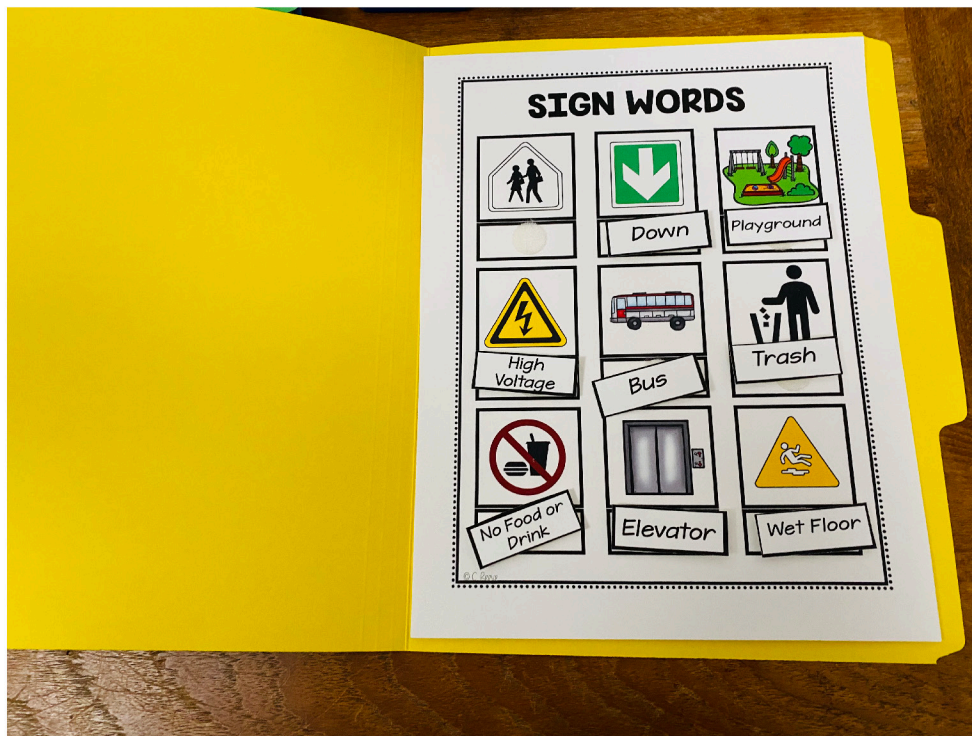
- Cut out and paste 2 pages in each file folder.
- Cut out and paste the label on the outside and the tab.
- Laminate file folders
- Put Velcro on the rectangle under each picture.
- Choose which words to cut and laminate (based on pictures in the file folder and whether you want consistent or varied fonts).
- Put Velcro on the back of the laminated words.
- Students match the words to the pictures within the file folders.

SIGN WORDS FILE FOLDERS

How I Use Them

2. 1-Page File Folders or Notebooks

- Easier with fewer words for students with emerging skills.
- Great for self-contained task that students who have mastered the words can match.
- Pieces stay together for independent work (using Velcro)
- Only the words for the corresponding pictures are in the folder.



- You can construct them the same way as the 2-page file folders.
- Or just cutout the pages and laminate them without the file folders.
- Leave the left margin on the paper to allow you to put it in a 3-ring binder.
- Then add Velcro or have the students write in the answers.
- Store the pages in a 3-ring binder.

SIGN WORDS FILE FOLDERS

How I Use Them

3. Task Cards

- Give only the words the student knows for easier differentiation
- Can give just the number a student can manage during a work time
- Easier to mix the cards up if you have students who memorize file folders



- Cut the pictures boxes with the corresponding empty word boxes under them into cards (rather than using them as pages).
- Add Velcro where the word goes and cut out the words you need, laminate and add Velcro.
- Or have students use a marker or dry erase marker on laminated cards to write in the word under the picture.

SIGNS WORD LIST

Airport

Bike Route

Bus

Caution

Closed

Crosswalk

Danger

Do Not Enter

Don't Walk

Down

Elevator

Email

Emergency

Entrance

Escalator

Exit

fast forward

Fire

First Aid

Food

Handicapped

High Voltage

Hiking Trail

Hospital

In

Information

Library

Men

Mute

No Bikes

No Diving

No Dogs Allowed

No Food or Drink

No Phones

No Smoking

No Swimming

No Trespassing

Open

Out

play

Playground

Poison

Power

Quiet

Recycling

Restrooms

Rewind

School Crossing

Stairs

Stop

Taxi

Trash

Up

Walk

Warning

Wash Hands

Wet Floor

wireless

Women

Yield