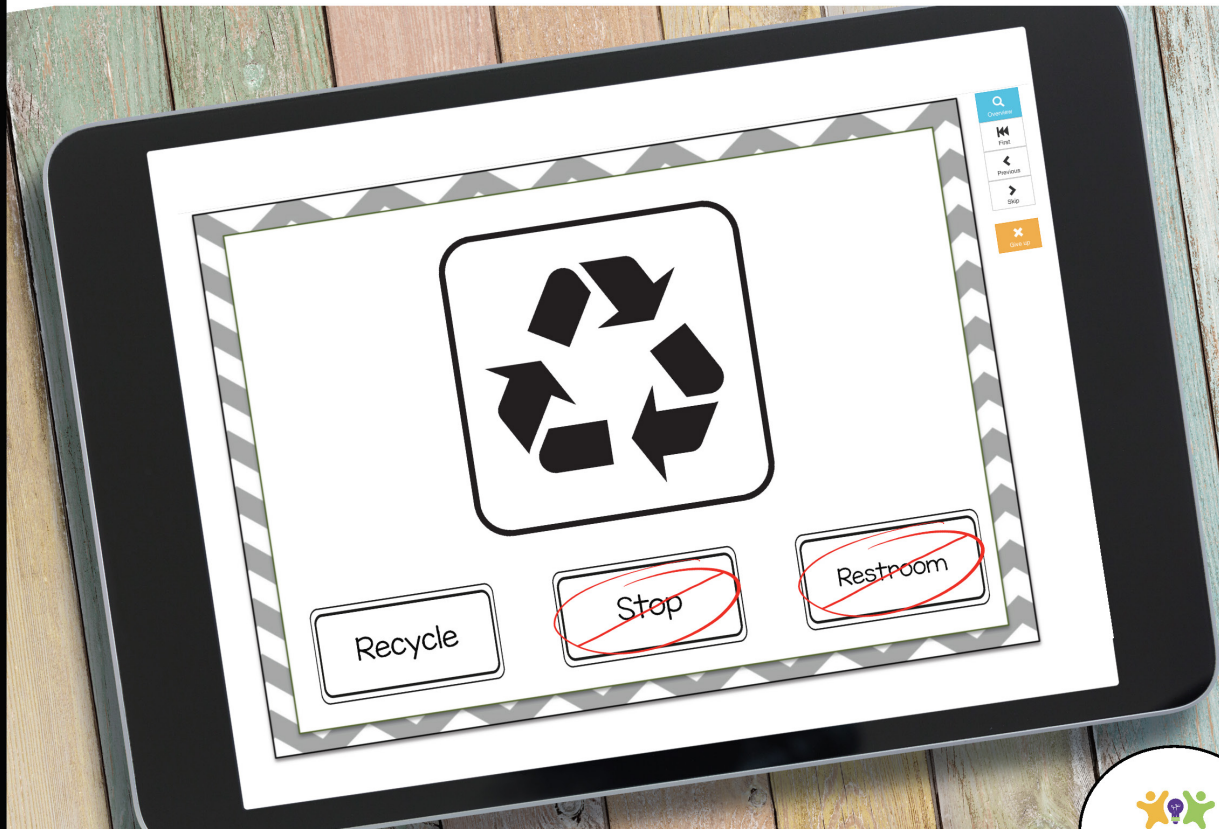


# PREVIEW OF DIGITAL TASK CARDS

*Functional Sight Words*  
**COMMUNITY SIGNS**  
**BOOM CARDS™**

Hosted at  
**boomlearning**



DIGITAL TASK CARDS



# HOW BOOM CARDS WORK

You will need an internet connection to use them as noted in the description and preview.

When you purchase, you will download a PDF file with a link to your digital cards on the BOOM Platform.

When you click the link and travel to the BOOM Learning<sup>SM</sup> website, you will be given a free account if you do not have one already. With the free account you can use the cards using Fast Pin, but you will not be able to collect data.



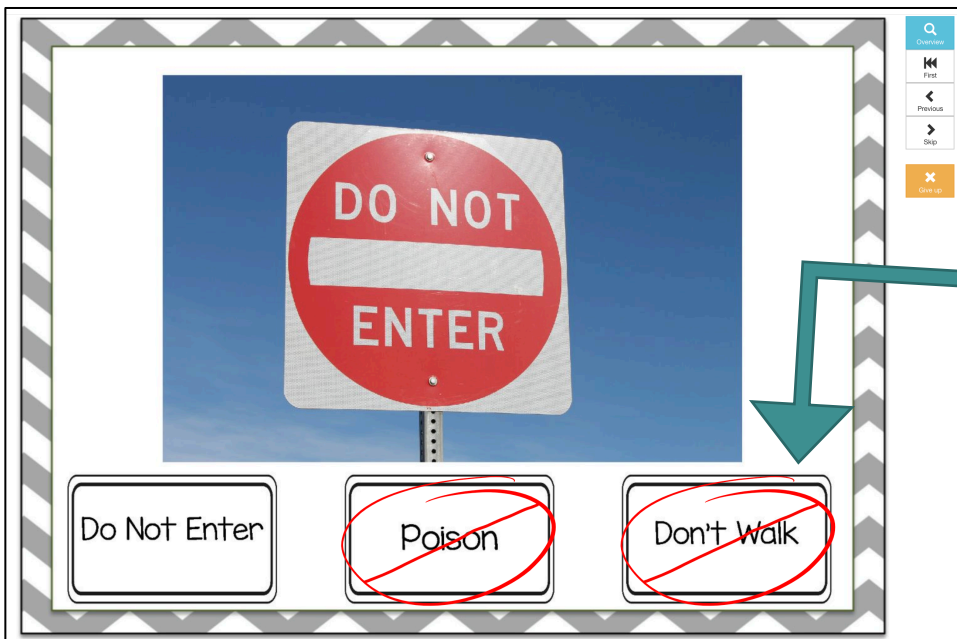
You may be eligible for a free trial from Boom Learning<sup>SM</sup>. Read here for details: <http://bit.ly/BoomTrial>. If you choose not to stay on a premium account after your free trial, you will still be able to assign all your Boom Cards to as many students as you see fit using Fast Play pins (which give instant feedback for decks that are self-grading).

The digital cards will be housed on the platform (not downloaded) and you will assign students to a class in order for them to use them.

[CLICK HERE TO TRY A  
PREVIEW OF SIGNS  
BOOM CARDS™](#)

# WHAT'S INCLUDED

- 88 digital task cards on the BOOM Learning<sup>SM</sup> Platform
  - 24 have words in the signs
  - 64 have no words in the signs
  - Each have 3 choices
- The cards give students auditory and visual feedback with a sound and red circle around the wrong answer. If they get the right answer, they hear and chime and it moves to the next card.



# HOW TO USE THEM

- After accessing your cards with the link on the page in the download, you will have a free account on BOOM Learning<sup>SM</sup>
- You can then assign the cards to your students remotely through a variety of learning management platforms including: Google Classroom, Schoology, SeeSaw, Canvas, Moodle, Powerschool, Class Dojo, and Microsoft Teams.
- You can work through them on a video conferencing site with students as well through screensharing.
- In a physical classroom, you can use them on an interactive whiteboard for students to take turns practicing on
- Have students access the platform on a tablet to practice independently or in an independent work system
- You can access FAQs and learn more about Boom cards at [their support site](#).



## WORD LIST

Airport  
Bike Route  
Bus  
Caution  
Closed  
Crosswalk  
Danger  
Do Not Enter  
Don't Walk  
Down  
Elevator  
Email  
Emergency  
Entrance  
Escalator  
Exit  
fast forward  
Fire  
First Aid  
Food

Handicapped  
High Voltage  
Hiking Trail  
Hospital  
In  
Information  
Library  
Men  
Mute  
No Bikes  
No Diving  
No Dogs Allowed  
No Food or Drink  
No Phones  
No Smoking  
No Swimming  
No Trespassing  
Open  
Out  
play

playground  
Poison  
Power  
Quiet  
Recycling  
Restrooms  
rewind  
School Crossing  
Stairs  
Stop  
Taxi  
Trash  
Up  
Walk  
Warning  
Wash Hands  
Wet Floor  
wireless  
Women  
Yield