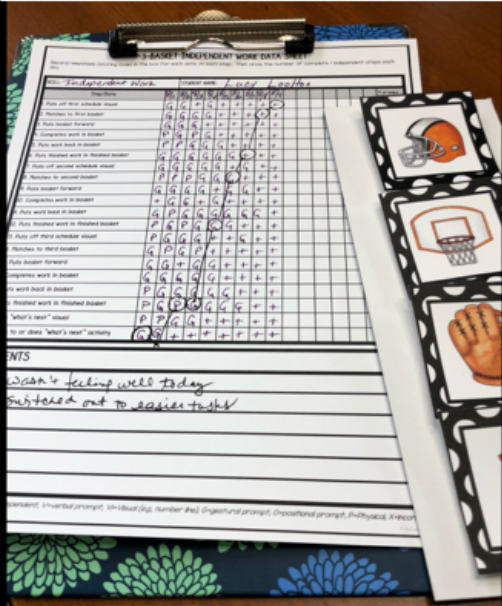


Independent Work

Secondary Starter Kit


Secondary



Includes e-book of directions



Instructional E-Book to Set Up Independent Work Systems




By Christine Reeve, Ph.D., BCBA-D

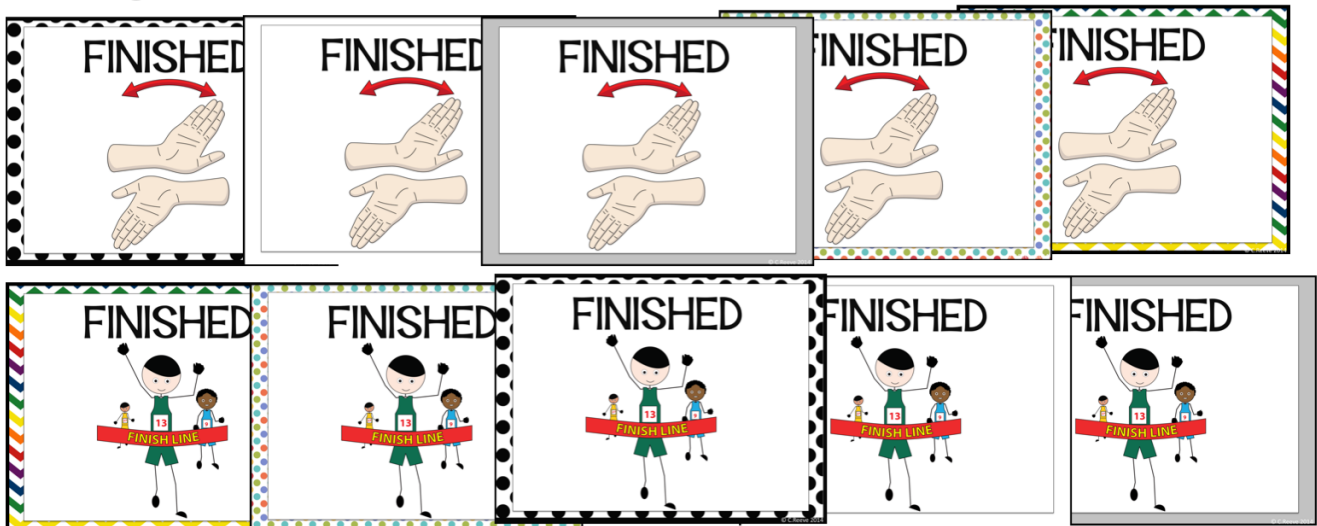
Structured Work Starter Kit

What's Included

A sign for independent work area (5 backgrounds and 2 orientations)




2 finished signs (that can be reproduced for as many stations as needed) for the finished area or finished box/bin. (each in 5 backgrounds)

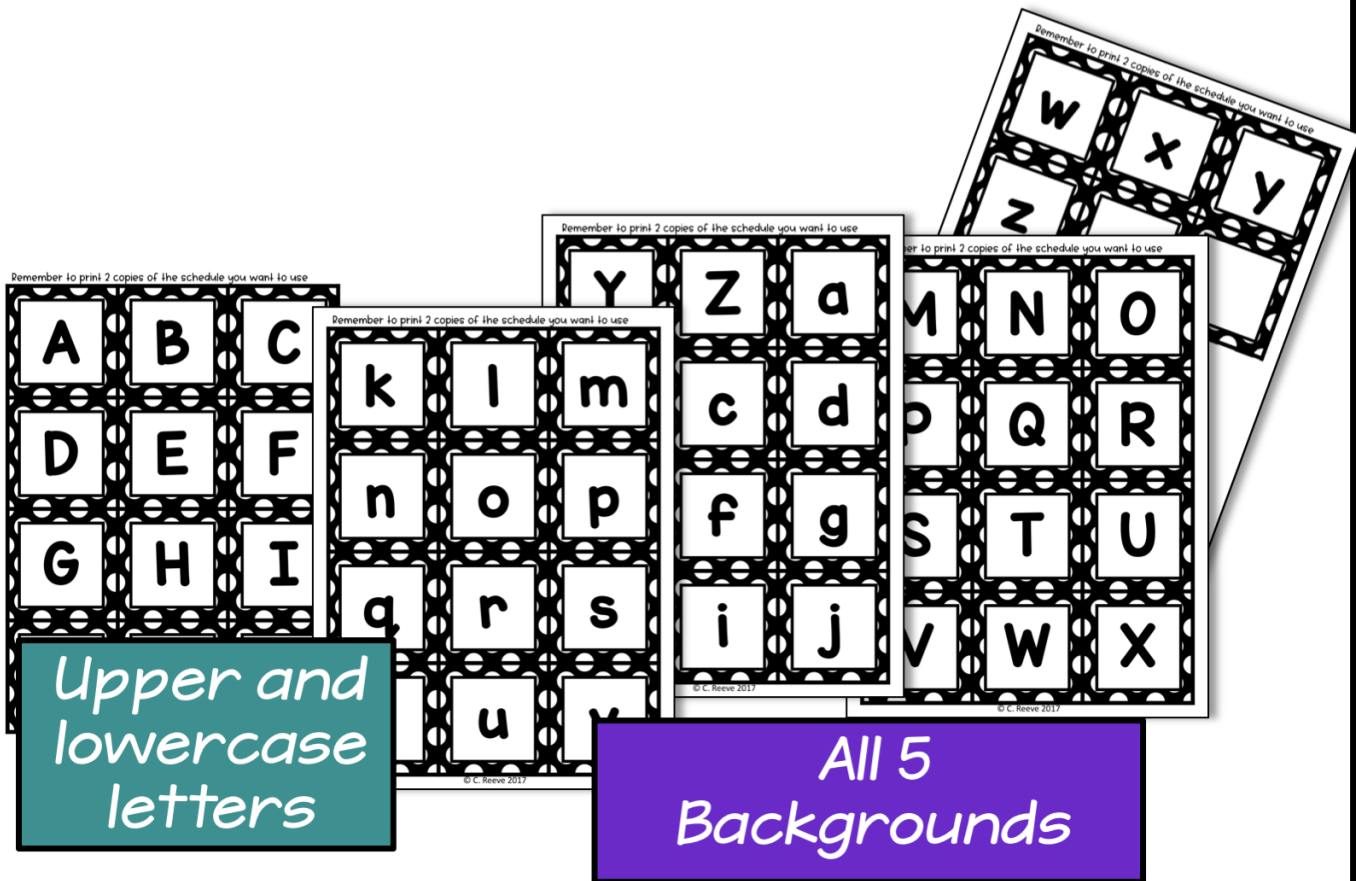


Structured Work Starter Kit

What's Included: Schedules



Each set should be printed twice to give you matching visuals. All except the color squares are provided in 5 backgrounds that match my other schedule products to allow you to create a consistent theme.



Structured Work Starter Kit

What's Included: Schedules

Remember to print 2 copies of the schedule you want to use



Remember to print 2 copies of the schedule you want to use



Sports, Safety Signs, Clothing, Paint Colors, Money and Tools



Sports Schedule Pieces © C. Reeve 2017



© C. Reeve 2017




© C. Reeve 2017

Remember to print 2 copies of the schedule you want to use




© C. Reeve 2017

Remember to print 2 copies of the schedule you want to use



© C. Reeve 2017

Remember to print 2 copies of the schedule you want to use



© C. Reeve 2017

Each in all 5 backgrounds

Structured Work Starter Kit

What's Included: Schedules

Remember to print 2 copies of the schedule you want to use



Summer Schedule Pieces © C. Reeve 2017

4 seasons icons

Remember to print 2 copies of the schedule you want to use



Winter Schedule Pieces © C. Reeve 2017

Remember to print 2 copies of the schedule you want to use




Fall Schedule Pieces © C. Reeve 2017

Remember to print 2 copies of the schedule you want to use




Spring Schedule Pieces © C. Reeve 2017

Remember to print 2 copies of the schedule you want to use



Remember to print 2 copies of the schedule you want to use

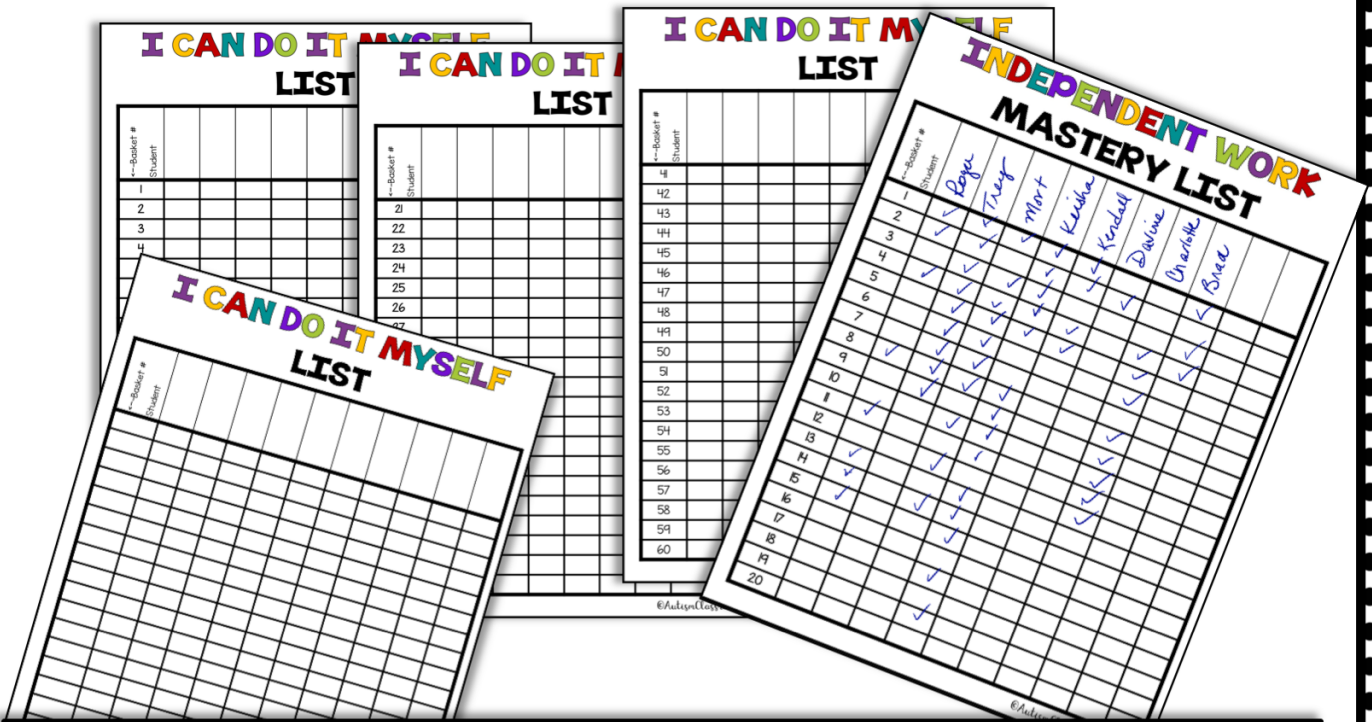


Blue and red shapes

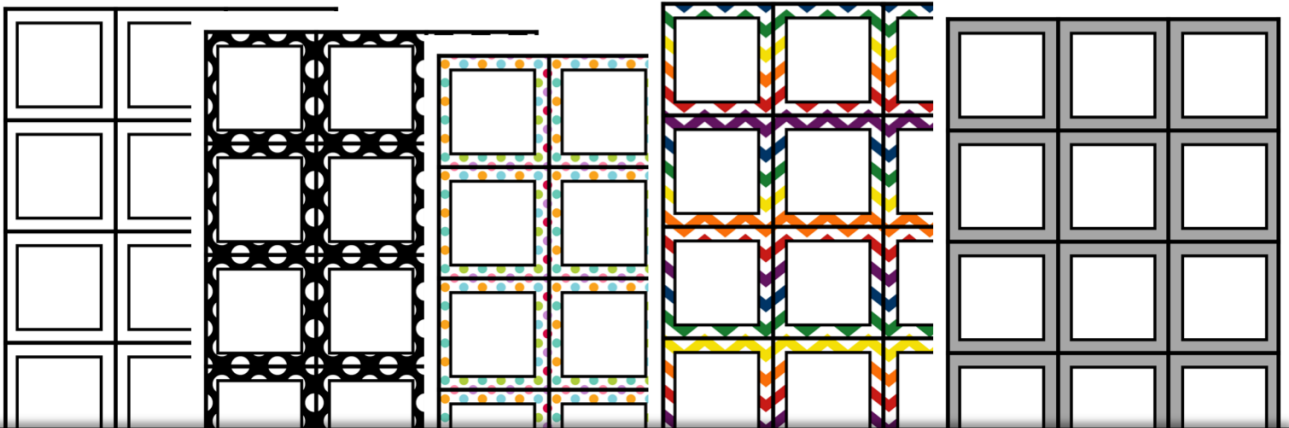
Each in all 5 backgrounds

Structured Work Starter Kit

What's Included



Mastery Lists with 2 title options. PDF and PowerPoint so you can complete them and add basket identifiers on your own.



PowerPoint with all 5 backgrounds and link to video showing you how to add your own visuals for what's next or schedules.

Structured Work Starter Kit

What's Included



What's Next Reinforcer Visuals

In all 5 backgrounds

4-BASKET INDEPENDENT WORK DATA SHEET

Record responses (scoring code) in the box for each step on each step. Then circle the number of activity.

STUDENT NAME: _____

Step/Date	1	2	3	4	5	6	7	8	9	10	11	12	13	14	15	16	17	18	19	20
1. Pulls off first schedule visual																				
2. Matches to first basket																				
3. Pulls basket forward																				
4. Completes work in basket																				
5. Puts work back in basket																				
6. Puts finished work in finished basket																				
7. Pulls off second schedule visual																				
8. Matches to second basket																				
9. Pulls basket forward																				
10. Completes work in basket																				
11. Puts work back in basket																				
12. Puts finished work in finished basket																				
13. Pulls off third schedule visual																				
14. Matches to third basket																				
15. Pulls basket forward																				
16. Completes work in basket																				
17. Puts work back in basket																				
18. Puts finished work in finished basket																				
19. Pulls off fourth schedule visual																				
20. Matches to fourth basket																				
21. Pulls basket forward																				
22. Completes work in basket																				
23. Puts work back in basket																				
24. Puts finished work in finished basket																				
25. Pulls "what's next" visual																				

COMMENTS

SCORING CODE: * = independent, V = verbal prompt, W = visual (eg. number label), D = digital prompt, P = physical, X = incorrect

3-BASKET INDEPENDENT WORK DATA SHEET

Record responses (scoring code) in the box for each date on each step. Then circle the number of activity.

STUDENT NAME: _____

Step/Date	1	2	3	4	5	6	7	8	9	10	11	12	13	14	15	16	17	18	19	20
1. Pulls off first schedule visual																				
2. Matches to first basket																				
3. Pulls basket forward																				
4. Completes work in basket																				
5. Puts work back in basket																				
6. Puts finished work in finished basket																				
7. Pulls off second schedule visual																				
8. Matches to second basket																				
9. Pulls basket forward																				
10. Completes work in basket																				
11. Puts work back in basket																				
12. Puts finished work in finished basket																				
13. Pulls off third schedule visual																				
14. Matches to third basket																				
15. Pulls basket forward																				
16. Completes work in basket																				
17. Puts work back in basket																				
18. Puts finished work in finished basket																				
19. Pulls "what's next" visual																				
20. Goes to or does "what's next" activity																				

COMMENTS

SCORING CODE: * = independent, V = verbal prompt, W = visual (eg. number label), D = digital prompt, P = physical, X = incorrect

2-BASKET INDEPENDENT WORK DATA SHEET

Record responses (scoring code) in the box for each date on each step. Then circle the number of complete / independent steps each day.

STUDENT NAME: _____

Step/Date	1	2	3	4	5	6	7	8	9	10	11	12	13	14	15	16	17	18	19	20
1. Pulls off first schedule visual																				
2. Matches to first basket																				
3. Pulls basket forward																				
4. Completes work in basket																				
5. Puts work back in basket																				
6. Puts finished work in finished basket																				
7. Pulls off second schedule visual																				
8. Matches to second basket																				
9. Pulls basket forward																				
10. Completes work in basket																				
11. Puts work back in basket																				
12. Puts finished work in finished basket																				
13. Pulls off third schedule visual																				
14. Matches to third basket																				
15. Pulls basket forward																				
16. Completes work in basket																				
17. Puts work back in basket																				
18. Puts finished work in finished basket																				
19. Pulls "what's next" activity																				
20. Goes to or does "what's next" activity																				

COMMENTS

SCORING CODE: * = independent, V = verbal prompt, W = visual (eg. number label), D = digital prompt, P = physical, X = incorrect

1-BASKET INDEPENDENT WORK DATA SHEET

Record responses (scoring code) in the box for each date on each step. Then circle the number of complete / independent steps each day.

STUDENT NAME: _____

Step/Date	1	2	3	4	5	6	7	8	9	10	11	12	13	14	15	16	17	18	19	20
1. Pulls off first schedule visual																				
2. Matches to first basket																				
3. Pulls basket forward																				
4. Completes work in basket																				
5. Puts work back in basket																				
6. Puts finished work in finished basket																				
7. Goes to or does "what's next" activity																				

COMMENTS

SCORING CODE: * = independent, V = verbal prompt, W = visual (eg. number label), D = digital prompt, P = physical, X = incorrect

Self-Graphing Data Sheets for 1 to 4 task baskets