


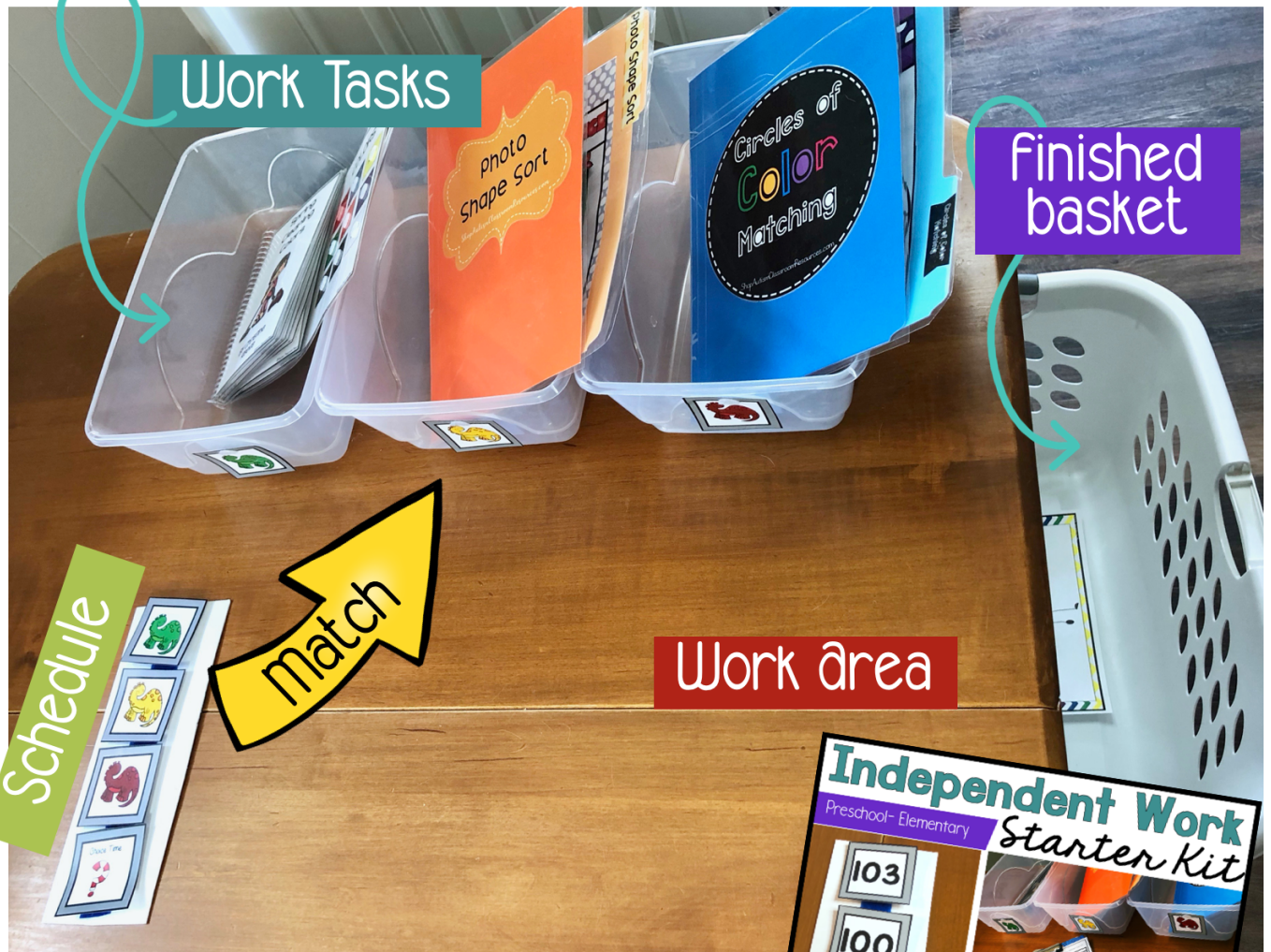
# Independent Work Starter Kit

Preschool- Elementary



Includes e-book of directions

# Instructional E-Book to Set Up Independent Work Systems




By Christine Reeve, Ph.D., BCBA-D

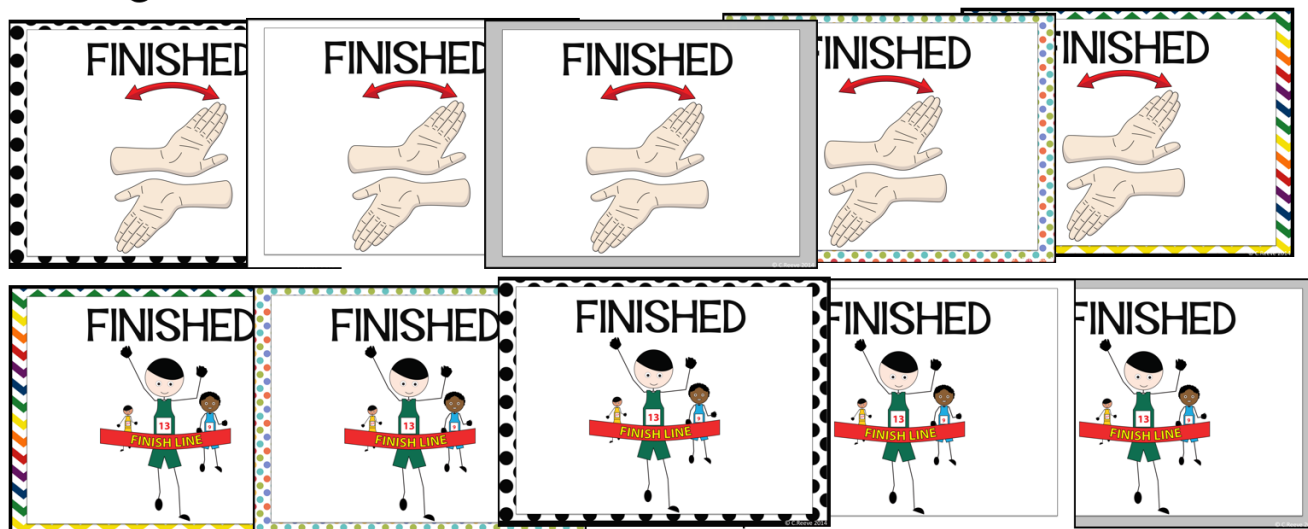
# Structured Work Starter Kit

## What's Included

*A sign for independent work area (5 backgrounds and 2 orientations)*




*2 finished signs (that can be reproduced for as many stations as needed) for the finished area or finished box/bin. (each in 5 backgrounds)*



# Structured Work Starter Kit

## What's Included: Schedules



*Each set should be printed twice to give you matching visuals. All except the color squares are provided in 5 backgrounds that match my other schedule products to allow you to create a consistent theme.*

*2 pages of matching animal visuals*



# Structured Work Starter Kit

## What's Included: Schedules


*Monsters, pumpkins, sports stuff, and rockets and dinosaurs*

Remember to print 2 copies of the schedule you want to use




Sports Schedule Pieces © C. Reeve 2017

ies of the schedule you want to use




Rockets Schedule Pieces © C. Reeve 2017

2 copies of the schedule you want to use



Pumpkin Schedule Pieces © C. Reeve 2017

print 2 copies of the schedule you want to use



Dinosaur Schedule Pieces © C. Reeve 2017

Remember to print 2 copies of the schedule you want to use



Monsters Schedule Pieces © C. Reeve 2017

Remember to print 2 copies of the schedule you want to use




Dinosaur Schedule Pieces © C. Reeve 2017

of the schedule you want to use



Remember to print 2 copies of the schedule you want to use



Schedule Pieces © C. Reeve 2017

*Each in all 5 backgrounds*

# Structured Work Starter Kit

## What's Included: Schedules

Remember to print 2 copies of the schedule you want to use



Summer Schedule Pieces © C. Reeve 2017

Remember to print 2 copies of the schedule you want to use



Winter Schedule Pieces © C. Reeve 2017

4 seasons icons

Remember to print 2 copies of the schedule you want to use




Fall Schedule Pieces © C. Reeve 2017

Remember to print 2 copies of the schedule you want to use




Spring Schedule Pieces © C. Reeve 2017

Remember to print 2 copies of the schedule you want to use



Remember to print 2 copies of the schedule you want to use

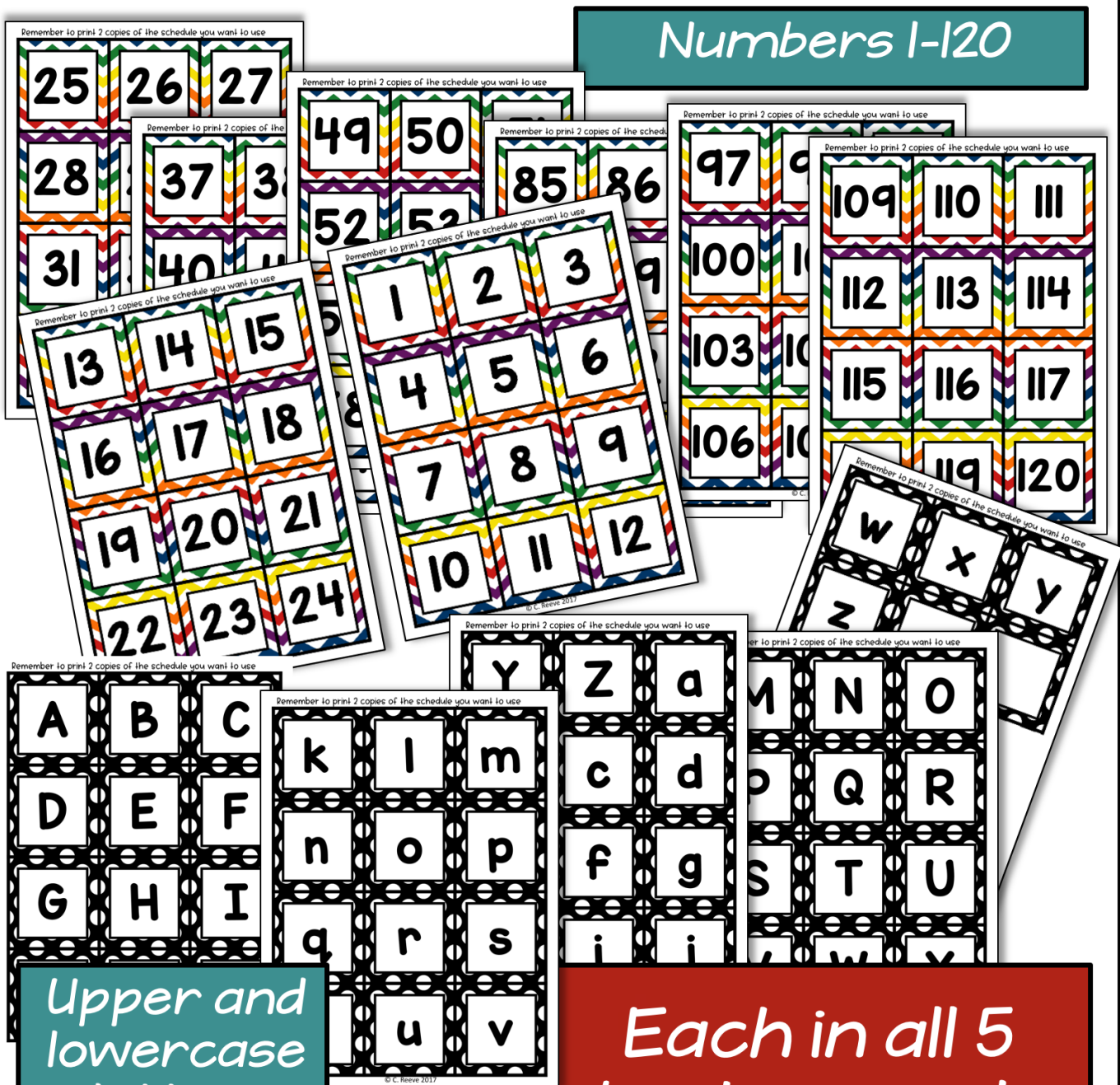


Blue and red shapes

Each in all 5 backgrounds

# Structured Work Starter Kit

## What's Included: Schedules



Upper and lowercase letters

Each in all 5 backgrounds

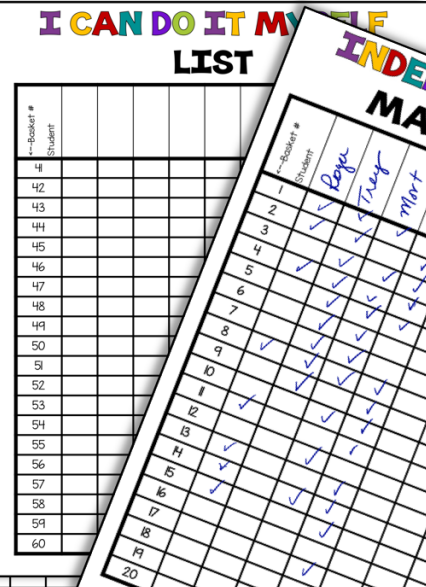
# Structured Work Starter Kit

## What's Included



What's Next Reinforcer Visuals

In all 5 backgrounds



Mastery Lists with 2 title options. PDF and PowerPoint so you can complete them and add basket identifiers on your own.



# Structured Work Starter Kit

## What's Included



What's Next Reinforcer Visuals

In all 5 backgrounds

#### 4-BASKET INDEPENDENT WORK DATA SHEET

Record responses (scoring code) in the box for each date on each step. Then circle the number of steps.

STUDENT NAME: \_\_\_\_\_

Step/Date		# of steps
1. Pulls off first schedule visual		
2. Matches to first basket		
3. Pulls basket forward		
4. Completes work in basket		
5. Puts work back in basket		
6. Puts finished work in finished basket		
7. Pulls off second schedule visual		
8. Matches to second basket		
9. Puts basket forward		
10. Completes work in basket		
11. Puts work back in basket		
12. Puts finished work in finished basket		
13. Pulls off third schedule visual		
14. Matches to third basket		
15. Puts basket forward		
16. Completes work in basket		
17. Puts work back in basket		
18. Puts finished work in finished basket		
19. Pulls off fourth schedule visual		
20. Matches to fourth basket		
21. Puts basket forward		
22. Completes work in basket		
23. Puts work back in basket		
24. Puts finished work in finished basket		
25. Pulls "what's next" visual		

COMMENTS

SCORING CODE: \* = independent, V = verbal prompt, W = visual (eg. number label), O = object-based prompt, D = object-based prompt, P = Physical, X = incorrect

#### 3-BASKET INDEPENDENT WORK DATA SHEET

Record responses (scoring code) in the box for each date on each step. Then circle the number of steps.

STUDENT NAME: \_\_\_\_\_

Step/Date		# of steps
1. Pulls off first schedule visual		
2. Matches to first basket		
3. Pulls basket forward		
4. Completes work in basket		
5. Puts work back in basket		
6. Puts finished work in finished basket		
7. Pulls off second schedule visual		
8. Matches to second basket		
9. Puts basket forward		
10. Completes work in basket		
11. Puts work back in basket		
12. Puts finished work in finished basket		
13. Pulls off third schedule visual		
14. Matches to third basket		
15. Puts basket forward		
16. Completes work in basket		
17. Puts work back in basket		
18. Puts finished work in finished basket		
19. Pulls off fourth schedule visual		
20. Matches to fourth basket		
21. Puts basket forward		
22. Completes work in basket		
23. Puts work back in basket		
24. Puts finished work in finished basket		
25. Pulls "what's next" activity		

COMMENTS

SCORING CODE: \* = independent, V = verbal prompt, W = visual (eg. number label), O = object-based prompt, D = object-based prompt, P = Physical, X = incorrect

#### 2-BASKET INDEPENDENT WORK DATA SHEET

Record responses (scoring code) in the box for each date on each step. Then circle the number of complete / independent steps each day.

STUDENT NAME: \_\_\_\_\_

Step/Date		# of steps
1. Pulls off first schedule visual		
2. Matches to first basket		
3. Pulls basket forward		
4. Completes work in basket		
5. Puts work back in basket		
6. Puts finished work in finished basket		
7. Pulls off second schedule visual		
8. Matches to second basket		
9. Puts basket forward		
10. Completes work in basket		
11. Puts work back in basket		
12. Puts finished work in finished basket		
13. Pulls off third schedule visual		
14. Matches to third basket		
15. Puts basket forward		
16. Completes work in basket		
17. Puts work back in basket		
18. Puts finished work in finished basket		
19. Pulls off fourth schedule visual		
20. Matches to fourth basket		
21. Puts basket forward		
22. Completes work in basket		
23. Puts work back in basket		
24. Puts finished work in finished basket		
25. Pulls "what's next" activity		

COMMENTS

SCORING CODE: \* = independent, V = verbal prompt, W = visual (eg. number label), O = object-based prompt, D = object-based prompt, P = Physical, X = incorrect

#### 1-BASKET INDEPENDENT WORK DATA SHEET

Record responses (scoring code) in the box for each date on each step. Then circle the number of complete / independent steps each day.

STUDENT NAME: \_\_\_\_\_

Step/Date		# of steps
1. Pulls off first schedule visual		
2. Matches to first basket		
3. Pulls basket forward		
4. Completes work in basket		
5. Puts work back in basket		
6. Puts finished work in finished basket		
7. Goes to or does "what's next" activity		

COMMENTS

SCORING CODE: \* = independent, V = verbal prompt, W = visual (eg. number label), O = object-based prompt, D = object-based prompt, P = Physical, X = incorrect

Self-Graphing Data Sheets for 1 to 4 task systems