


Functional Sight Words

FOOD WORDS WORKSHEETS

I am always looking for ways to practice meaningful environmental print with students in life skills or special education classrooms. This set is designed to go with my Sight Word Food Task Cards and BINGO sets that include the same words. The worksheets provide practice in reading comprehension for functional sight words related to food in grocery stores and restaurants.

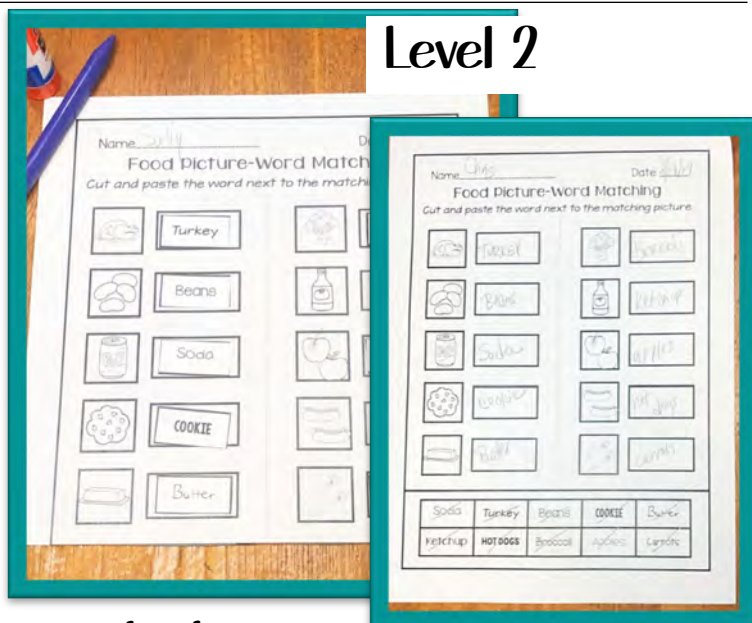
Level 1



Food Word-Picture Matching
Date: _____
Draw a line from the word to the matching picture.

Rolls	
Onion Rings	
Ground Beef	
Fried Chicken	
Sundae	

Level 2



Food Picture-Word Matching
Name: _____ Date: _____
Cut and paste the word next to the matching picture.

Turkey	
Soda	

Food Picture-Word Matching
Name: _____ Date: _____
Cut and paste the word next to the matching picture.


Soda	Turkey	Beans	COOKIE	Sundae
Hotdog	HOT DOGS	Broccoli	ICE CREAM	Lemonade

Level 3 Generalization



Shopping List Reading
Name: Lucy Date: 2/10/19
Circle the items on the shopping list.

<input checked="" type="checkbox"/> Bagels	
<input checked="" type="checkbox"/> Carrots	
<input checked="" type="checkbox"/> Eggplant	
<input checked="" type="checkbox"/> Ice Cream	
<input checked="" type="checkbox"/> Garlic	
<input checked="" type="checkbox"/> Peanut Butter	
<input checked="" type="checkbox"/> Tomatoes	



Menu Reading
Date: 2/10/19
Circle the items on today's menu.

Today's Menu

Milkshake	Tacos
Onion Rings	Sandwich
Fried Chicken	Water
	Chips


FOOD WORDS WORKSHEETS

What's Included?

Black & White LEVELED WORKSHEETS

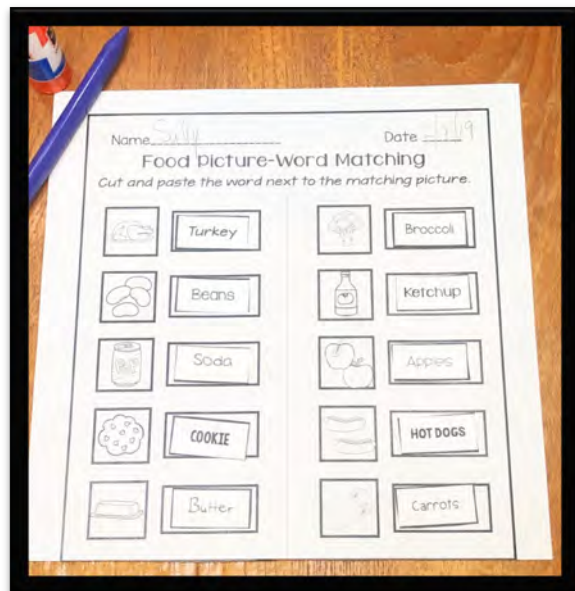
LEVEL 1 B&W

- 20 worksheets
- 5 words per worksheet
- 100 words included
- Each word capitalized
- All the words on the sheet are the same font
- Students draw lines to match words to pictures



LEVEL 2 B&W

- 10 worksheets
- 10 words per worksheet
- 100 words included
- Different fonts and capitalization used for the words
- Students can cut and paste answers
- OR use the words at the bottom for a word bank and students write in answers
- OR cut the words at the bottom off and have students write in the answer



FOOD WORDS WORKSHEETS

What's Included?

Generalization Level 3 WORKSHEETS

All 100 words covered across grocery store and menu.


GROCERY STORE

- 12 worksheets
- 7 words per worksheet
- Each word lowercase
- All the words on the sheet are the same font
- Students circle the pictures of the food items on the shopping list
- Real photos of food



RESTAURANT MENU

- 10 worksheets
- 7 words per worksheet
- All words in one font
- All words capitalized
- Students circle the pictures of food items on the restaurant menu
- Real photos of food



FOOD WORD LIST

Apple

Asparagus

Avocado

Bacon

Bagel

Banana

Beans

Beef Steak

Beverage

Bologna

Bread

Breakfast Sandwich

Broccoli

Burger

Burrito

Butter

Cake

Candy

Carrots

Cauliflower

Celery

Cereal

Cheese

Cheeseburger

Chicken

Chips

Chocolate

Coffee

Cookie

Corn

Cracker

Cucumber

Cupcake

Donut

Eggplant

Egg

French Fries

Fried Chicken

Fruit Cup

Garlic

Grapes

Ground Beef

Ham

Honey

Hot Dogs

Ice Cream

Ketchup

Lemon

Lemonade

Lettuce

Lime

Mayonnaise

Meat

Milk

Milkshake

Muffin

Mushroom

Mustard

Nut

Olive

Onion	Popcorn	Taco
Onion Rings	Potato	Tea
Orange Juice	Rice	Toast
Orange	Roll	Tomato
Pancakes	Salad	Tortilla
Pasta	Salmon	Tuna
Peanut Butter	Salt	Turkey
Pear	Sandwich	Waffles
Peas	Sausage	Water
Pepper	Smoothie	Watermelon
Peppers	Soda	Yogurt
Pickles	Spaghetti	Zucchini
Pie	Strawberries	
Pizza	Sundae	

© C. Peave

*Some items are included as singular and plural on the worksheets (e.g., limes). If they are plural in this list, they are only plural in the worksheets.

FOOD WORDS WORKSHEETS

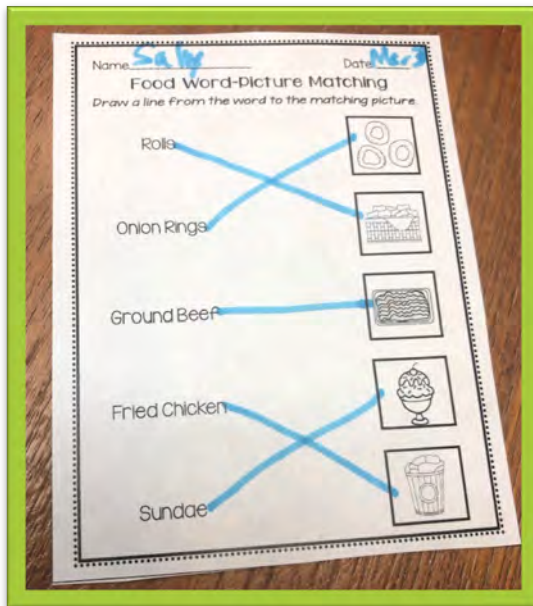
How I Use Them

All of the worksheets are great for:

- Students to practice comprehension while you are doing instruction with another student
- Use in a para-run center or activity to reinforce learning
- Use in an independent work system once the words are mastered

Following are some tips on using each of the 3 types of worksheets included in the product.

I. Level I Word to Picture Matching Worksheets



These are simple matching worksheets that are great for students to practice right after they have learned the words. You can use them to teach comprehension or to reinforce it.

Copy them off and students can create work product that you can use to demonstrate mastery. Or laminate them or use page protectors with dry erase markers to use them multiple times.


FOOD WORDS WORKSHEETS

How I Use Them

2. Level 2 Picture to Word Matching Worksheets

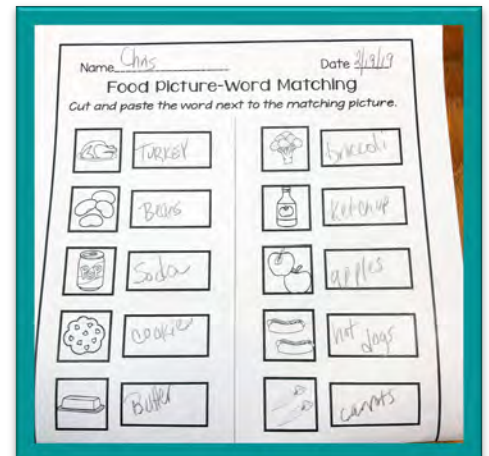

These are a little more complex and have 10 words on each sheet. They also involve the words written in different fonts so finding the word that matches the picture is a bit more complex than level 1.

The worksheets are designed so that you can have the students cut and paste the words next to the pictures.



Or cut off the words on the bottom and have the students write the words next to the picture without the cue.

Alternatively, the students could use the words at the bottom as a word bank and write in the word next to the picture.



FOOD WORDS WORKSHEETS



How I Use Them

3. Shopping List & Menu Worksheets

These worksheets were designed to begin generalization of the reading comprehension. While you can print them and use them as worksheets, but most don't have that kind of color ink to spare.

So, instead, put them in page protectors or laminate them and have students circle the items with dry erase markers.

You could also use them on a projector or document camera to project the worksheet to a screen. Have a student read the first item on the list or worksheet and each student could circle it on his/her own worksheet.



Extension Activities:

1. You could also have the students find the shopping or menu words on local menus or grocery store flyers. Cut out the shopping lists and menus and use your own local materials for students to practice.
2. Cut out the list or menus and have the students do a scavenger hunt at the grocery store or online with an online menu to find the items on the list.

Terms of Use



This product is copyrighted by Christine Reeve 2015. It is designed for single classroom use only. Please feel free to direct those who would like a copy to my TPT Store above to download another copy. The graphics contained in the activity are copyrighted and property of the artists listed on the credits page.

What You Can Do	What You Can't Do
Print and use in your own classroom	Copy it, email it or share it with others without permission
Send home a copy with your own students' parents for use at home	Post it electronically on a website or wiki or blog without my permission, even with a link back to the original
Refer friends to my blog or TPT store where you downloaded it so they can download their own copy	Claim this product or anything it contains as your own work
Post a link back to the original download site page on a blog or wiki	Use any pictures from this product without permission outside your own classroom

If you have any questions, please feel free to email me at chris@autismclassroomresources.com. Visit my blog at www.autismclassroomresources.com for more ideas. And don't forget to [leave feedback](#) on this product!