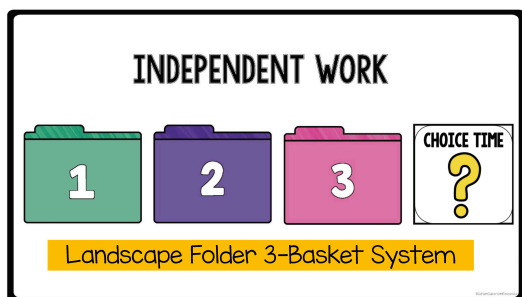
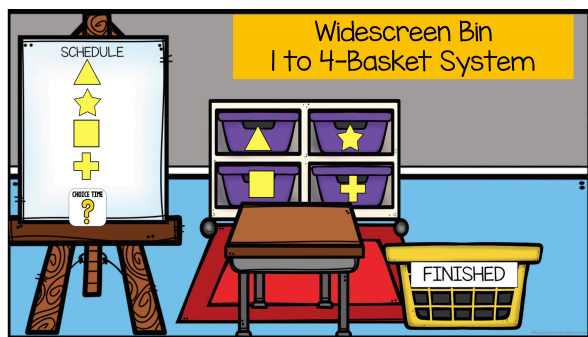


DIGITAL INDEPENDENT WORK SYSTEMS

This set of Google Slides™ are designed to allow you to create independent work systems digitally for distance learning or in-classroom on a computer or tablet. A video is included to walk you through how to setup and use the systems. They are designed to answer the 4 primary questions for work systems in different ways.

What's Included?

3 versions of "basket" independent work systems. Students match the schedules to the matching pieces on the baskets. They click the basket to go to the slide with their task. They click finished to return to the schedule.




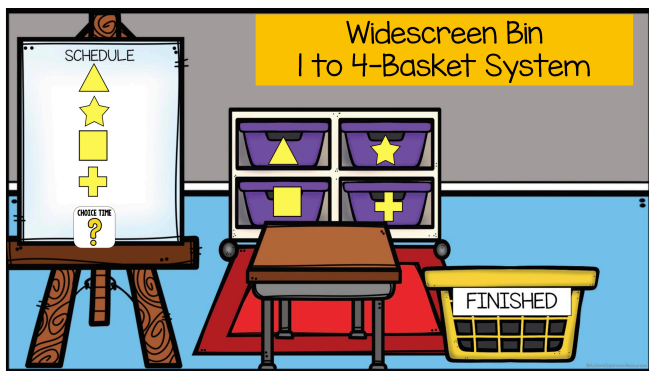

4 versions of file folder type activities in different formats. The schedules are setup to move through the system (students don't match to them), and they click the file folder to go to the task. Then they click the finished icon to go to the next page with the next part of the schedule.

There is a link to the video to walk you through how to use the systems and how to set them up. It's a detailed tutorial that I highly recommend watching before using the systems.



DIGITAL INDEPENDENT WORK SYSTEMS

This set of workbaskets are all in Google Slides file. Each system is labeled with title pages within the Google Slides file.



When you download this product, you will receive a pdf of links to the Google Slides and the video. You will not receive a printable.

DIGITAL INDEPENDENT WORK SYSTEMS

Each of these systems are in separate files because they are different sizes and orientation.

The students do not match visuals on the schedule in these sets..

