

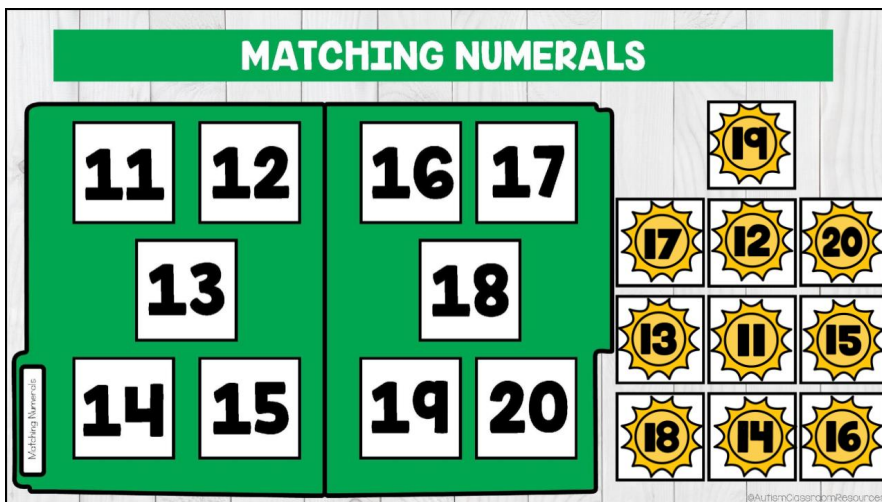
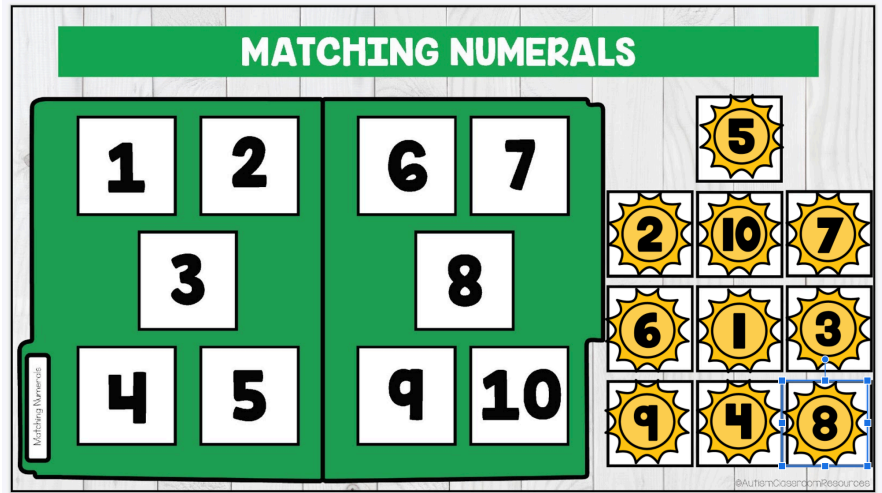
WHAT'S INCLUDED

These Google Slides activities are perfect for remote learning and interactive learning on tablets or computers...or even interactive whiteboards.

There are 12 Google Slides in this set comprising 13 file folder activities for basic beginning number skills. There are sets with identical slides for 1-10 and 11-20 and some with all 20 on the same slide.

When you purchase this item, you will receive links to the slides. You will be forced to make a copy. This link is just for YOU. Make sure to use a copy for each of your students. Below are the different activities included.

NUMERAL MATCHING 1-10



NUMERAL MATCHING 11-20

WHAT'S INCLUDED

NUMERAL MATCHING 1-20

MATCH THE NUMBERS

1			11		
2	3	4	12	13	14
5	6	7	15	16	17
8	9	10	18	19	20

Matching Numbers

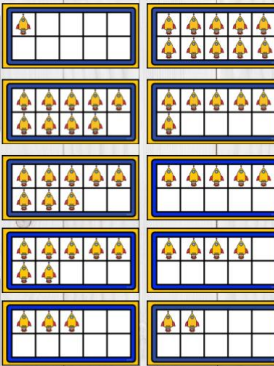
15	8	11	
5	19	2	
13	9	20	14
4	1	7	17
18	3	10	
12	6	16	

COUNT THE ROCKETS AND MATCH TO NUMBERS

Ten-Frame Boards

1		6	
	2		7
3		8	
	4		9
5		10	

AutismClassroomResources



A collection of ten-frames, each containing a different number of yellow rockets. The rockets are arranged in rows within each ten-frame to represent the number 1 through 10.

TEN-FRAME MATCHING (1-10)

PUT NUMBERS IN ORDER (1-20)


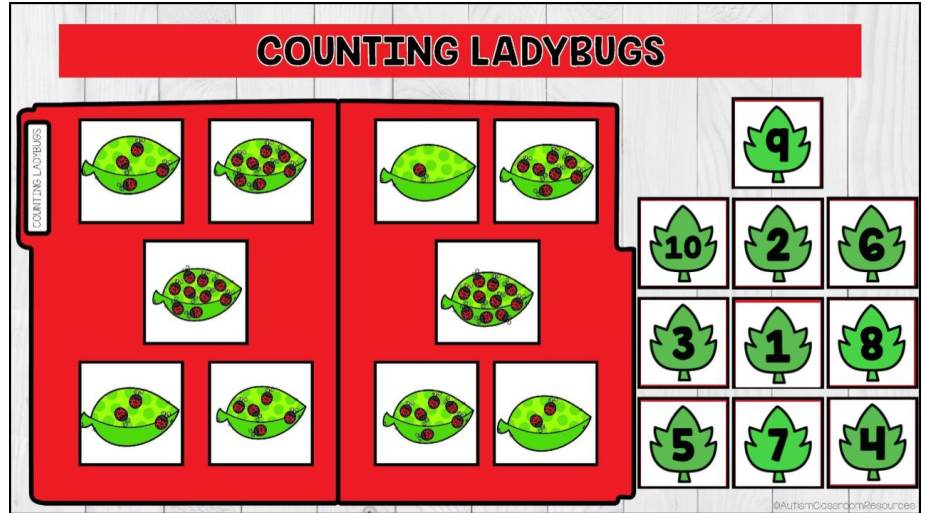
PUT THE NUMBERS IN ORDER

Number Order

13	8	18	
1	6	15	
20	3	10	19
9	2	12	16
7	17	5	
14	4	11	

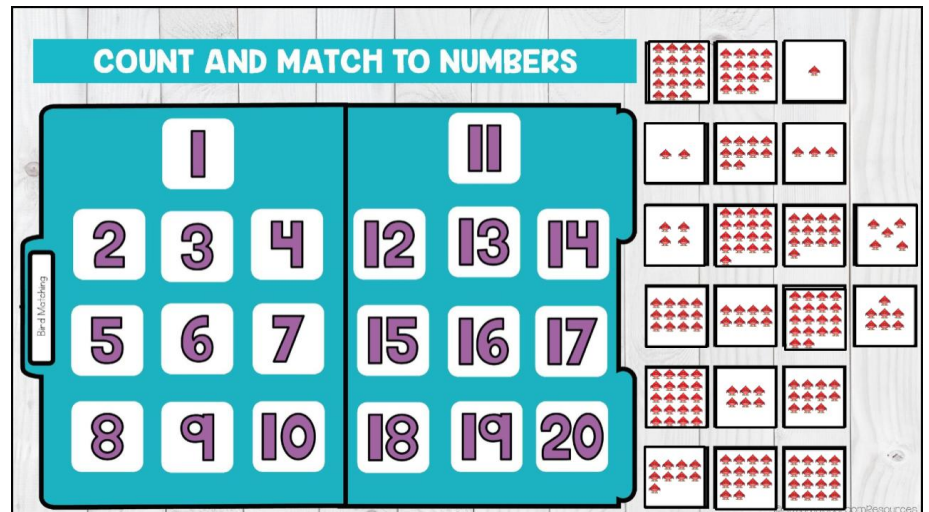
WHAT'S INCLUDED

**COUNTING
AND
MATCHING
NUMBERS
1-10**



**COUNTING
AND
MATCHING
NUMBERS
1-10**

**COUNTING
AND
MATCHING
NUMBERS
1-20**



WHAT'S INCLUDED

COUNTING AND MATCHING NUMBERS 1-10

MATCH THE NUMBER TO THE COOKIE JAR

Count the Cookies

10		
2	5	8
1	3	9
7	4	6

©AutismClassroomResources

MATCH THE NUMBER TO THE COOKIE JAR

Count the Cookies

11		
20	13	17
15	14	19
18	16	12

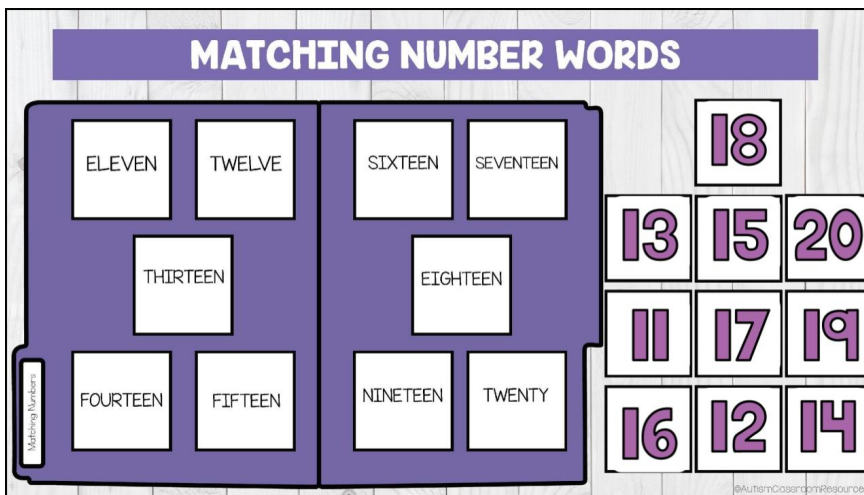
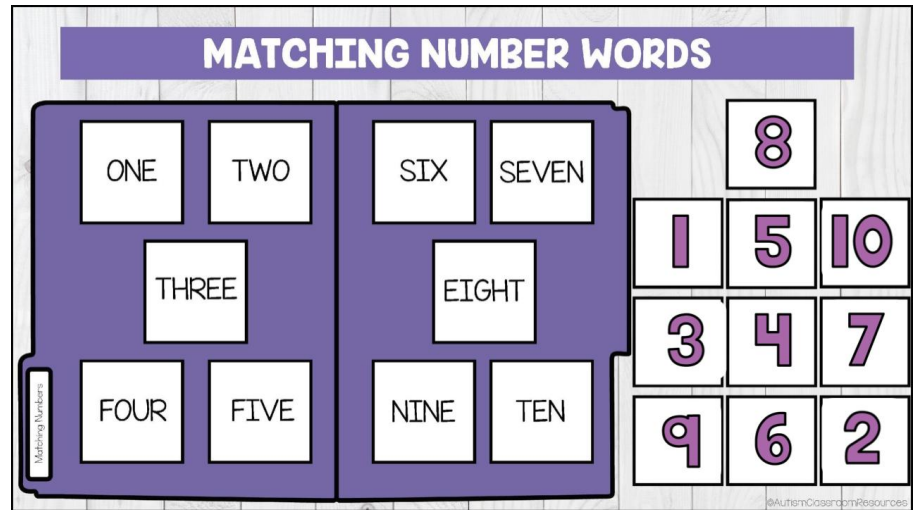
©AutismClassroomResources

COUNTING AND MATCHING NUMBERS 1-20

These work well for students who need bigger pieces to count. You could assign just 1 or both slides depending on the students' needs.

WHAT'S INCLUDED

MATCHING NUMERALS TO NUMBER WORDS 1-10



MATCHING NUMERALS TO NUMBER WORDS 1-10

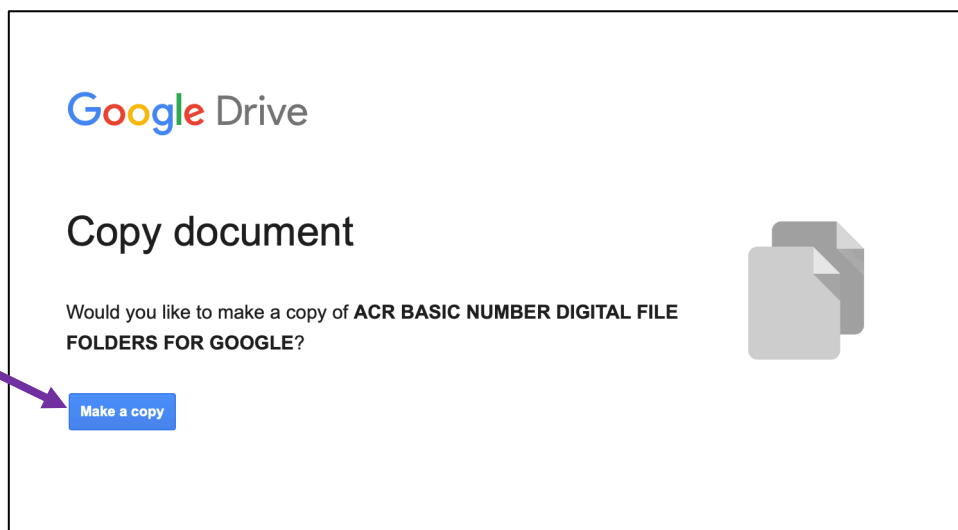
- Take data by having students leave them intact when completed, so you can check the link to grade them
- Remember that on a tablet, students will need to tap the items then drag.
- Students will play the file folder games in regular mode (not presentation mode) so the pieces will move.

HOW I USE THEM

DOWNLOADING:

- When you click the link (on the next page) to access the Google Slides, it will force you to make a copy.
- You will need a free Google account to make it work.
- When you click "make a copy" it will save it in your Google account
- You should make individual copies for each of your students to complete it.

Click Make
a Copy



ASSIGNING:

The whole document is one Google Slides file for your master copy.

Once you download it to your Google™ Drive, you can assign copies of individual (or groups) of slides to your students.

- Choose the slide(s) you want to assign.
- Make a copy (or Google Classroom will do this for you) for each student.
- Send students the link to their copy.
- Tell them to leave it completed and check the link when they are done to score their progress.