

TrustFire
USER MANUAL

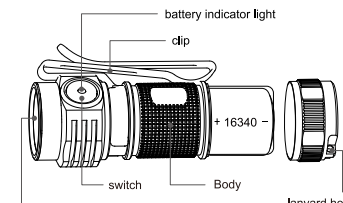
MC1 Magnetic Flashlight

PACKAGE INCLUDING:
MC1, manual, magnetic rechargeable cable, battery, clip, Key ring, lanyard, O-ring

TrustFire MC1 is a beauty, tiny high performance magnetic rechargeable flashlight.

MC1 has high operability and high reliability, the max lumens could reach 1000 lumens that powered by 1*16340 battery. intelligent temperature control inside as well. Waterproof rating IPX8 and passed 1.5 meter drop test, it is great choice for your home use and outdoor use.

PRODUCT INSTRUCTION



PRODUCT FEATURES

- ▶ With international patent CREE XP-L HI LED, lifetime reach 50000 hours.
- ▶ Including special magnetic rechargeable cable that could charge to flashlight immediately.

- ▶ Magnetic function in the tailcap.
- ▶ Intelligent temperature control setting in case the surface temperature is too high damage the customer experience.
- ▶ Constant current circuit, constant brightness.
- ▶ **Low Battery Indicator:** when the remaining battery is low (less than 10%), the flashlight will slowly flash triple every minutes to remind the user should replace the new battery.
- ▶ Anti-reverse design, prevent battery reverse installed that causing harm to the circuit.
- ▶ **Material:** AL6061-T6 aluminum alloy unibody design with MILSpec Type-II hard anodizing.
- ▶ **Size:** 56mm(length)*20mm(diameter).
- ▶ **Net weight:** 44.5g(battery included)
- ▶ **MC1 have three mode:** working light mode, lock mode, strobe mode.

BATTERY SELECTION

| Battery type | Spec | Voltage | Availability | Diagram |
|---|--------|-----------|--------------|---------|
| Rechargeable lithium-ion battery with protection board (TrustFire high drain 16340 X and so on) | 16340 | 3.6V/3.7V | Recommend | ✓ |
| Non-rechargeable lithium battery | CR123A | 3V | Availabl | ! |
| Rechargeable battery | 16340 | 3.6V/3.7V | Caution* | ! |

Warning: pls donot use other battery un-recommend battery in case of any damage.

HOW TO OPERATE

On/Off

- ▶ Under unlocked mode, keep press the neck side switch 0.8 seconds to turn on/off.

Switch working mode

- ▶ When light is on, Soft press side switch it will cycle through high-middle-low.

Memory mode

- ▶ When flashlight on the working light mode, it will remember the current working mode automatically. After turn off, it will continue to work on this current mode when turn on next time.

Strobe

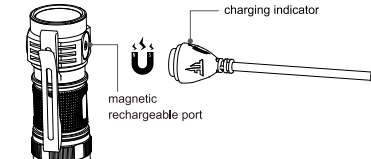
- ▶ Under off situation: keep press 2 seconds enter into strobe, it strobe once in two seconds, it will back to last working mode before turn off.

Electronic anti-error button 【Lock/Unlock】

- ▶ **Lock:** under off situation, quick double click it will enter into lock with the sign of twice flashes.
- ▶ **Unlock:** under lock situation, quick double click it will unlock and enter into the current mode before turn off.

Magnetic charge

- ▶ The Max current could reach 2A, red means charging, green means fully charged.



ATTENTIONS

- ★ The brightness of this product is extremely powerful, donot look directly at the illuminate to avoid visual damage.
- ★ **Intelligent temperature control and low-voltage warning:** When the product is working at the highest level, it will accumulate a lot of heat, when the built-in chip detects a high temperature, it will gradually reduce the power for sure user good carry experience. It would recovered to your expected mode when the temperature in reasonable range.
- ★ When the battery almost run up (less than 10%), the flashlight will slowly flash triple every minutes to remind the user should replace the new battery.
- ★ If the O ring of the flashlight is damaged after long-term use, please replace the O ring in time to maintain the waterproof performance of the flashlight.
- ★ When the product is not in use, pls pack the product away from damp environment.
- ★ The charging wire cable will flash regularly when it is not charged the device but only on power.
- ★ Do not charge non-rechargeable battery.


WARRANTY

Within 30days of purchase: Return to retailer from which you purchased for repair or replacement.

Within 3 years of purchase: Return to TrustFire for repair or replacement.

This warranty does not cover normal wear and tear, modifications, misuse, disintegration negligence, accidents, improper maintenance, or repair by anyone other than an authorized retailer or TrustFire itself.

TRUSTFIRE TECHNOLOGY CO., LTD
Address: No.12 of Shouji Binhe Rd., center community, Pingdi St., Longgang District, ShenZhen
Tel: 400-082-8381
E-mail: support@trustfire.com



www.trustfire.com

BATTERY INDICATOR

There is battery indicator light on the neck side, under off situation, soft press button, the battery indicator will light up, and it will turn off automatically after two seconds, different color represent different remaining battery power, the corresponding relationship as follows:

| Indicator color | Remaining battery | Operation Advice |
|-----------------|----------------------------|------------------------------------|
| Green | Enough battery(50%~100%) | Safety for use |
| Yellow | Enough battery(20%~50%) | Safety for use |
| Red | Less battery(5%~20%) | Pay attention to remaining battery |
| Red Flash | Soon out of battery(0%~5%) | Replacement battery |

SPEC

| ANSI/FSC | Modes | | | |
|---------------------|---|------------|---------|--------|
| | high | middle | low | Strobe |
| | 1000lm | 169lm | 15lm | 1000lm |
| | 75minutes | 139minutes | 35hours | / |
| | 129m | 51m | 12m | / |
| | 4161cd | 651cd | 36cd | / |
| | 1.5m | | | |
| | IPX-8 | | | |
| Additional Function | Intelligent temperature control, low-voltage warning, anti-reverse design, power indicator, magnetic charging, tail and side magnetic retention | | | |

Note: testing done with IMR16340 650mAh Lithium battery, All performance claims to ANSI/NEMA FL1-2009 Standard.

中文

操作说明

开机/关机

- ▶ 非锁定状态下，长按颈部开关0.8秒则开/关机。

档位切换

- ▶ 开机状态下，单击颈部开关，即可按**低亮档→中亮档→高亮档**的顺序循环切换档位。

记忆档位

- ▶ 当手电筒在常亮模式下，会自动记忆当前工作档位，关机后，以当前记忆档位开机进行工作

爆闪模式

- ▶ 关机状态下，长按2秒进入爆闪模式，并且每2秒切换一次闪烁频率，单击返回常亮档。

电子防误按【锁定/解锁】

- ▶ **锁定:** 关机状态下，快速双击锁定，锁定后以低亮爆闪两次提示进入锁定；
- ▶ **解锁:** 锁定状态下，快速双击解除锁定，进入常亮档；

磁吸充电

- ▶ 将磁吸充电线接口，轻轻靠近手电的充电位置，即可自动吸附到位，并开始充电，最大电流2A；磁吸头红灯显示为充电中，绿灯显示为充电结束。

日文

操作説明

ON/OFF

- ▶ ロックアウト状態で、ヘッドスイッチを0.8秒長押しすると点灯「消灯」します。

モード切替

- ▶ 点灯の状態で、スイッチを一度押しすと、明るさが**Low→Mid→High**の順に変わります。

記憶档位

- ▶ メモリー機能は搭載されて、点灯状態、最後に使ったモードが記憶されます。

爆閃模式

- ▶ **ストロボモード:** 消灯状態でスイッチを2秒長押しするとストロボモードになります。スイッチを一度押しすとストロボモードは解除されて、前に使用したモードに戻ります。

【ロック機能/ロックアウト機能】

- ▶ **ロック機能:** 消灯状態でスイッチを素早くダブルクリックし、スイッチロック状態になります。(ロックされる後にLOWモードで2回点滅した状態で警告してくれます)
- ▶ **ロックアウト機能:** ロック状態でスイッチを素早くダブルクリックし、ロックを解除して、前に使用したモードに戻ります。

磁吸充电

- ▶ **マグネット充電:** 付属の磁気USB充電ケーブルを介して外部電源から充電できます。最大電流は2A。充電中は【赤】、充電終了時には【緑】で点灯します。

Deutsch

Bedienungsanleitung

Ein-/Aussschalten

- ▶ Halten Sie im entsperrten Zustand den Seitenschalter 0,8 Sekunden lang gedrückt, um die Taschenlampe ein- oder auszuschalten.

Helligkeitsstufe zu wechseln

- ▶ Klicken Sie im eingeschalteten Zustand auf den Seitenschalter, um das Modus in der Reihenfolge nach der Helligkeit von Niedrig→ Mittel → Hoch im Zyklus zu wechseln.

Speicherfunktion

- ▶ Diese Taschenlampe hat Speicherfunktion. Wenn die Taschenlampe jedes Mal wieder eingeschaltet wird, wird sie immer auf die zuletzt verwendete Helligkeitsstufe zur Arbeit eingeschaltet.

Strobe-Modus


- ▶ Halten Sie den Seitenschalter im ausgeschalteten Zustand 2 Sekunden lang gedrückt, um in den Strobe-Modus (Blitzmodus) zu gehen, derer Blitzfrequenz alle 2 Sekunden gewechselt wird. Einmaliges Klicken wird es in den zuletzt verwendeten Modus zurückgekehrt werden.

Sperr-/Entsperrfunktion

- ▶ **Sperrfunktion:** Doppelklicken Sie im ausgeschalteten Zustand schnell auf den Seitenschalter, um die Sperrfunktion zu aktivieren. Nach dem Sperren blinkt die LED zweimal, um es hinzuweisen.
- ▶ **Entsperrfunktion:** Doppelklicken Sie im gesperrten Zustand schnell auf den Seitenschalter weiter, um die Sperrfunktion zu entfernen und in den zuletzt verwendeten Modus zu gehen.

Magnetisches Laden

- ▶ Die magnetische Ladeführungsschnittstelle, die sich sanft an der Ladeposition der Taschenlampe nähert, kann automatisch an ihrem Platz absorbiert werden und mit dem Laden des maximalen Stroms 2A beginnen. Das rote Licht des Magnetkopfs wird als "Zum Laden" und das grüne Licht als "Voll-Laden" angezeigt.



3 Years Warranty
Made In China

包装名称：MC1说明书【1901028】

印刷颜色：1c


材质工艺：80g书面纸，黑白双面，风琴折

成品刀模：红色框线


成品大小：306*75mm，折后51*75mm

档案文件：MC1说明书【1901028】.ai


时间版本：V2.0【20191028】



单色印刷



刀模颜色(不作印刷)



压线

注：做货时请将说明书，按要求折叠好。