

USER MANUAL

Tri-Light™+SABI



THANK YOU

Hey Skinnovator! It's so nice to see your smile. We're the team behind-the-scenes at Skin Inc, and we know how hard it is finding effective skincare and a routine that's truly right for your skin. At Skin Inc, we believe in one-size-fits-me and with that vision in mind, we would like to thank you for being part of this journey with us!

We hope you will enjoy your Tri-Light™+SABI ! This manual contains the information necessary for you to become familiar with and to ensure the safe use of the Tri-Light™ +SABI. This manual is intended for the end user of the Tri-Light™+SABI. We kindly ask you to carefully read this information before using the device.

With Skin Inc's unique NASA-inspired LED-based at-home facial, combining the power of Skin Inc's customizable and innovative products with LED chromotherapy, PEMF and Sonic Technology, Tri-Light™+SABI will empower you to put your best skin forward.

For more information, contact:
support@loveskininc.com

Skin Inc Global Pte Ltd
10 Genting Lane #08-00
Singapore 349583

Contents

1. Getting Started	3
2. Your Device	3
3. Disclaimer	4
4. Safety Instructions	5
5. Before the First Use of Tri-Light™+SABI	8
6. How to Operate	9
7. After Use	11
8. Troubleshooting	12
9. Warranty	12
10. Disposal	14
11. Specifications	14

Getting Started

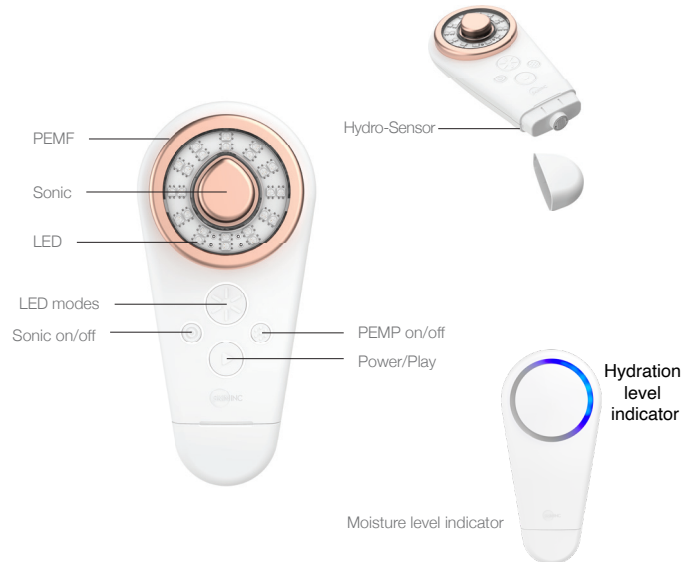
Overview of Product

Experience the future of skincare in your hands with NASA-powered Tri-Light™+SABI. This World's First 8-in-1 virtual skin coach tracks the wellness of your skin using revolutionary AI skintelligence technology. The device combines Sonic, PEMF (Pulsed Electro-Magnetic Field) and Hydro-Sensor technologies, with 5 targeted LED Lights - empowering you to customize a regime that addresses multiple skin concerns synergistically. Enhance the performance of your skincare ingredients for a radiant and healthy glow.

Product Composition

Tri-Light™+SABI/User manual/USB charging cable/Pouch

Your Device



Disclaimer

The Tri-Light™+SABI is not intended for professional use.

The Tri-Light™+SABI is not intended to diagnose or prevent diseases. Results of the use of the Tri-Light™+SABI can be expected after 4 to 6 weeks of daily use.

Skin Inc makes no claims or warranties regarding the ability of this product to cure any physical or mental condition. A qualified health professional should be consulted concerning any condition requiring medical attention.

This product is recommended to be used by persons aged 18 years and above. We strongly recommend individuals under 18 have an adult present when using this product to ensure proper and safe use. Children shall not play with the product. Cleaning shall not be done by children without supervision.

Product Not Suitable for:

- This product shall not be used by persons suffering from sunburn, persons under medical care for diseases that involve photosensitivity, and/or persons receiving photosensitizing medications.
- People with pacemakers, cochlear implants, mechanical heart valves, and other electronic implants should not use or be in close proximity to the Tri-Light™+SABI device.
- This device is contraindicated when user is/had:
 - Pregnant
 - Epilepsy
 - Bleeding
 - Organ transplant recipient
 - Following immunosuppressive therapy
 - Non-MRI safe IUDs
- PEMF therapy side-effects are usually non-existent or very minor and temporary. Users may observe side effects if they are hypersensitive to electromagnetic fields.
- Minor reactions to low-intensity PEMF therapy may occur for individuals and is part of the detoxification and healing process. Some users may experience slight discomfort, especially when using the device for the first time.

Repair

The Tri-Light™+SABI is not meant to be repaired by the user. Do not attempt to take apart or modify the device. For more information on warranty and when the warranty will be voided, see 'Warranty'.

Safety Instructions

! WARNING

- Never charge, use, or clean the Tri-Light™+SABI where the product could come in contact with pouring water. There is a risk of electric shock when the product encounters water.
- Never charge the Tri-Light™+SABI with a damaged charging cable. Stop using the charging cable immediately and replace it. There is a risk of electric shock when the product is charged with a damaged charging cable.
- Never use the Tri-Light™+SABI when the product is damaged or broken. Stop using the device immediately and contact support@iloveskininc.com. There is a risk of electric shock when the product is used while damaged or broken.
- Never use or clean the Tri-Light™+SABI when the product is being charged. There is a risk of electric shock when the product is used or cleaned while being charged.
- Never allow the device to remain stationary for more than 1 minute on a single area of the body during use.

! CAUTION

- Never position the light beam of the Tri-Light™+SABI directly to your eyes. Use the Tri-Light™+SABI as close to your skin as possible and do not look directly into the light beam. A direct light beam of the LED light to your eyes, may cause damage to your eyes.
- Never use the Tri-Light™+SABI with a topical product that induces heat.
- Never use the Tri-Light™+SABI on your eyelids.
- Always test the LED therapy light before you use the appliance for the first time (see section 'Testing' on page 9).







- Always consult a healthcare professional should unexpected side effects occur within 48 hours after you use the product.
- Never use the Tri-Light™+SABI if your skin is light sensitive. The use of the product may have a negative impact on your skin.
- Never use the Tri-Light™+SABI if you use medication that causes skin sensitivity to light. The use of the product may have a negative impact on your skin.
- Do not use the Tri-Light™+SABI if you are pregnant or breastfeeding.
- Always consult a healthcare professional before using the Tri-Light™+SABI if you have any suspicious or cancerous lesions.
- Always consult a healthcare professional before using the Tri-Light™+SABI if you have had a negative response to LED light in the past.
- Always consult a healthcare professional before using the Tri-Light™+SABI if you have a pacemaker or other implanted medical device.
- Always consult a healthcare professional before using the Tri-Light™+SABI if you have psoriasis, lesions, open or surgical wounds, or active infections such as cold sores in the area to be treated.
- Always consult a healthcare professional before using the Tri-Light™+SABI if you have severe acne or any serious or contagious skin condition.
- Always consult a healthcare professional before using the Tri-Light™+SABI if you have cardiac, extreme hypertension, or cerebral infarctions.
- Always consult a healthcare professional before using the Tri-Light™+SABI if you are suffering from sunburn.
- Never use the Tri-Light™+SABI longer than advised per day (see paragraph 'Specifications'). More frequent use of the product may lead to adverse effects on the skin.
- The LED lights produce heat. Heat can cause injury to the skin. Do not use if you are

sensitive to heat to prevent skin injury.

NOTICE

- Always observe the operation and storage temperatures of the Tri-Light™+SABI. Protect the product against extreme temperatures. Never place the device in direct sunlight. The product could become damaged through extreme temperatures.
- Never step, sit, or lie on the Tri-Light™+SABI. This may damage the proper functioning of the product.
- Never drop the Tri-Light™+SABI. This may damage the proper functioning of the product.
- Never use an overheated Tri-Light™+SABI. Let the product cool down for a few minutes and try to switch on the product again.
- Never attempt to take apart, modify or repair the Tri-Light™+SABI. The warranty will be void. Contact support@iloveskininc.com if the product does not function correctly.

Symbols used in the manual, product, and packaging

Symbol	Description
! WARNING	WARNING indicates a hazardous situation which, if not avoided, could result in death or serious injury.
! CAUTION	CAUTION indicates a hazardous situation which, if not avoided, could result in minor or moderate injury.
NOTICE	NOTICE is used to address practices not related to physical injury.
	Indicates the date of manufacture.
	Indicates the product is FCC certified.
	Indicates the product is CE certified.
	Indicates the product is RoHS certified.
	Indicates to read the manual before use.
	Indicates the product may not be discarded as household waste.

Before the first use of your Tri-Light™+SABI

Checking the contents

Check if none of the parts are missing or damaged, see the image.

If parts are missing or damaged, contact support@iloveskininc.com. Send a picture of the damaged part, a picture, and a copy of the receipt along with your e-mail. The customer service might ask you for more information.

Charging

Charge your Tri-Light™+SABI before first use and when the battery is empty. See 'Specifications' for the usage and charging time of the Tri-Light™+SABI.

Charging via a USB charger

To charge your Tri-Light™+SABI via a USB charger, follow the next steps:

1. Plug the USB-C side of the cable into the USB-C slot on the Tri-Light™+SABI.
2. Plug the USB-A side of the cable into a USB-A slot.

Charging via a power outlet

To charge your Tri-Light™+SABI via a power outlet, follow the next steps:

1. Plug the USB-C side of the cable into the USB-C slot on the Tri-Light™+SABI.
2. Plug the USB-A side of the cable into a USB-A slot on a USB charger. The USB charger needs to be 5V $\overline{\text{---}}$ 2A.
3. Plug the USB charger into a power outlet.

Charging indicator

The Tri-Light™+SABI is equipped with a charging indicator. The charging indicator states the battery level as follows:

Halo ring turns blink **red**: Battery level is lower than 20%.

Halo ring shows a wavy pattern: Charging.

Halo ring turns **green**: Fully charged. The green light will automatically turn off after 30 minutes if the Tri-Light™+SABI is still plugged in the charger.

Testing

Test if your skin is not too sensitive before using the Tri-Light™+SABI on your face. Skin Inc recommends using your forearm.

1. Press the power button for 2 seconds; the Tri-Light™+SABI switches on.
2. Press shortly on the play button.
3. Place the Tri-Light™+SABI on your skin for 10 minutes.
4. Move the Tri-Light™+SABI away from the skin.
5. Check if the treated area has turned red.
6. If the skin turns red within 48 hours, do not use the Tri-Light™+SABI. Your skin is too sensitive for the light. Contact customer service at support@iloveskininc.com.

How To Operate

AI How to use Tri-Light™+SABI

Before 1st use, download the +SABI app. Connect to the app via Bluetooth on your smartphone, and press the PLAY button on Tri-Light™+SABI to sync your device to the app and set up your profile.

STEP 1:

Start with clean, dry skin and press the ON/PLAY button to switch the Tri-Light™+SABI on. Remove the hydro-sensor cap and press the hydro-sensor directly onto the area you wish to measure, and wipe the sensor down and cap back after use.

STEP 2:

CUSTOMIZE your My Daily Dose® & My Nightly Dose™ serum cocktail boosters and select an LED color that fits your skin needs, spreading it evenly across all the areas you wish to treat.

STEP 3:

- i) Follow the instructions indicated on the app to begin treatment.
- ii) Lightly press the metal plates gently onto the skin, gliding in an upward motion.
- iii) Should you wish to activate/inactivate any of the technology features (i.e. Sonic/PEMF/LED), simply press the "PLAY" button followed by the respective buttons (illuminated buttons indicate that feature is activated, and non-illuminated buttons indicate that feature is deactivated).
- iv) Should you wish to switch to other features, simply press the button of respective

features.

- v) Once you have completed your treatment, measure your hydration levels once more with the hydro-sensor.
- v) Press and hold the PLAY button to switch Tri-Light™+SABI off.

STEP 4:

Complete your skincare regime by applying other Skin Inc products, if desired.

Intended use

The Tri-Light™+SABI can be used for up to 10 minutes per application daily. The device will automatically shut down after 10 minutes. If you use more than 1 color of LED light, do not use the device for more than 10 minutes in total. For first-time use, charge your device until it is fully charged.

The Tri-Light™+SABI is intended as a handheld skincare device that gives you multiple functions that can be done at the same time. The techniques that Tri-Light™+SABI provides are:

- Sonic
- PEMF
- LED light
- Skin hydration measuring

The Tri-Light™+SABI combines these functions to provide you a skincare routine that can be customized to your unique skin's needs.

Sonic

With the use of high-frequency vibrations, sonic technology helps to improve the performance of Skin Inc products. The sonic metal makes a very soft sound that can be heard.

PEMF

PEMF (Pulsed Electro-magnetic Field) is situated in the outer metal ring of the Tri-Light™+SABI. Using PEMF will encourage the skin to function more effectively to increase the overall wellness of the skin.

LED

The Tri-Light™+SABI uses blue, red, and yellow LEDs to treat multiple skin issues.

Blue light helps soothe the skin and minimize the appearance of pores for smoother skin.

Red Light revives the youthful appearance of skin.

Yellow light helps achieve a brighter complexion.

It should be noted, the Tri-Light™+SABI does not use any form of UV light and therefore will not burn the skin.

Hydro-Sensor Measuring

After opening the cap at the bottom of the Tri-Light™+SABI, you will find the sensor that is able to measure how well hydrated your skin is. Check your skin hydration before and after your routine to get informed about your skin's hydration. The halo ring shows you your hydration level.

After Use

Taking Care of Your Tri-Light™+SABI

Cleaning

1. Unplug the cable of the Tri-Light™+SABI from the power outlet before cleaning.
2. Switch off the Tri-Light™+SABI before cleaning.
3. Clean the Tri-Light™+SABI with a dry and clean cloth after each use.

Storing

1. Unplug the cable of the Tri-Light™+SABI from the power outlet before storing.
2. Switch off the Tri-Light™+SABI before storing. Make sure the battery of the Tri-Light™+SABI is fully charged before storing. Avoid direct sunlight on the Tri-Light™+SABI while storing. Skin Inc advises to store the Tri-Light™+SABI in the original packaging.

Maintaining

The Tri-Light™+SABI shall not be repaired or modified by the user. Use only the supplied charging cable.

In case the Tri-Light™+SABI or cable is damaged, fill in the warranty claim on the website www.iloveskininc.com or send an e-mail to support@iloveskininc.com.

Troubleshooting

Problem	Description	Solution
Product does not switch on outlet.	Charging cable not properly inserted into the power outlet.	Insert the charging cable properly into the power outlet.
	Charging cable not properly inserted into the Tri-Light™+SABI.	Insert the charging cable properly into the Tri-Light™+SABI.
	Power outlet is not working.	Try a different power outlet.
	On/off button has not been pushed one full second.	Push the on/off button for 1 second straight.
Product switches off unexpectedly.	Battery level is too low.	Charge the Tri-Light™+SABI.
	Accidentally pressed the 'PLAY' button during use.	Turn on the Tri-Light™+SABI again.

If the Tri-Light™+SABI still does not switch on or switches off unexpectedly, contact customer service at support@iloveskininc.com.

Warranty

1-Year-Limited Warranty

Skin Inc warrants this device for a period of ONE (1) YEAR after the original date of purchase against all manufacturing defects or materials arising from normal use of the device. The warranty covers working parts that affect the function of the device. Any attempt to open or take apart the device (or its accessories) will void the warranty.*

**Skin Inc could change the warranty policy. Please download +SABI app and register warranty through the app.*

The limited warranty is only valid for the original owner and is not assignable or transferable to another party. The limited warranty is only valid if the Tri-Light™+SABI is purchased from an authorized partner or directly from Skin Inc.

The limited warranty does not cover:

- Damage.
- Failure caused by abuse or misuse.
- Impact or insertion of foreign objects.
- Improper care.
- Use with incorrect power adapter.
- Loss of the Tri-Light™+SABI and/or the accessories.

Limitations and disclaimers

This warranty gives you specific legal rights in addition to your statutory rights. Your remedies for the breach of this limited warranty are limited solely to the repair and replacement of your device as set forth in this warranty statement. To the maximum extent permitted by applicable law, Skin Inc disclaims all implied warranty. If applicable law does not permit the disclaimer of implied warranties, then the duration of implied warranties is hereby expressly limited to the duration of the limited warranty set forth above.

To the maximum extent permitted by applicable law, in no event shall Skin Inc be liable for any special incidental, consequential, punitive, or indirect damages based upon breach of warranty, breach of contract, negligence, strict product liability, or any other legal theory, even if Skin Inc is advised or aware that such damages might arise.

Such damages include but are not limited to loss of device, cost of any substitute equipment, third party claims, damage to property. If the applicable law does not allow limits on warranties, or on remedies for breach in certain transactions, the limits in this paragraph and the disclaimer or exceptions from warranty may not apply. This limitation does not apply to claims for death or personal injury caused by a defect in the device or any other liability that cannot be excluded or limited by law. These warranty terms, conditions, and limitations allocate the risks of product failure between Skin Inc and the purchaser of this device. This allocation is recognized by both parties and is reflected in the price of the product. By using this product you acknowledge that you have read and understood these terms, conditions and limitations, and you are bound by them.

Travelling with the Tri-Light™+SABI

The included USB-A to USB-C cable can be used on different adapters and converters. Use the cable that is included in the packaging when charging the Tri-Light™+SABI. The cable can be used in an adapter/converter of 5V $\overline{\text{---}}$ 2A.

Disposal



EUROPEAN
CONFORMITY



RESTRICTION
OF HAZARDOUS
SUBSTANCES
COMPLIANT



PACKAGING IS
MADE OF
RECYCLABLE
MATERIAL



GARBAGE
WASTE ELECTRICAL
&
ELECTRONIC EQUIPMENT
DIRECTIVE

This symbol indicates that this product should not be thrown away with other household waste throughout the EU. To prevent possible harm to the environment or human health by uncontrolled waste disposal, you are responsible for recycling it so that it can promote the sustainable reuse of raw materials. Please contact the local recycling center for more information on disposal.

Charging cable length	1 m 3.2 ft
Charging adapter power output	2A
Maximum interval time (For best results)	32 hours
Minimum interval time (To avoid skin irritations)	16 hours
Dimensions	143 mm x 66 mm x 32 mm
Weight	126 grams
LED's	24 dual-core LEDs
Battery	Li-ion 1800 mAh
Battery Type	Lithium-ion
Charging Time	5 hours

Model	Tri-Light™+SABI
LED wavelength	470 nm, 590 nm, 625 nm
Operating and storing temperature	0°C – 40°C 32°F – 104°F
Operating and storing humidity	30% – 95%
Charging supply	5V $\overline{\text{---}}$ 2A
Charging port	USB-C
PEMF Frequency	20 Hz
PEMF Pulse Duration	2 ms
PEMF Amplitude	0.5 - 1.0 mT
Sonic Frequency	3MHz
Charging cable	USB-C to USB-A



#iloveskininc

iloveskininc.com