



TOILET PARTITION HARDWARE

Mmagnificent
MARKETING

• DIRECT IMPORTER • WHOLESALER • RETAILER

Your Builders' Hardware Partner

ADDRESS: 531 TALONZO ST., STA. CRUZ
MANILA

HOURS: MONDAY-SATURDAYS,
8AM - 5PM

CONTACT: 8 - 733 5738 ; 7 - 000 5295

EMAIL: magnificenthardware@gmail.com

WEBSITE: www.magnificenthardware.com

FACEBOOK: @magnificentmarketing

VIBER: 0936 979 2353

TOILET DOOR ACCESORIES

TOILET PARTITION COMPLETE SETS & ACCESSORIES



NYLON BLACK



STAINLESS STEEL



TOILET DOOR ACCESSORIES

TOILET PARTITION OTHER TOILET ACCESSORIES



ADJUSTABLE FOOT (SS)
66x140x32mm
12-18mm door thickness



INDICATOR LOCK



CORNER BRACKET
2mm thick

SS-10pcs



SELF CLOSING HINGE (SS)

SELF CLOSING HINGE (BK)



ADJUSTABLE FOOT (BK)
150x45x34mm
12-18 door thickness



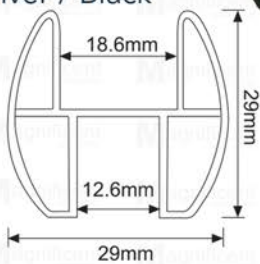
DOOR STOPPER HOOK

TOP RAIL

Length:
3 meter

Size:
1/2",
3/4"

Material:
Aluminum
Silver / Black

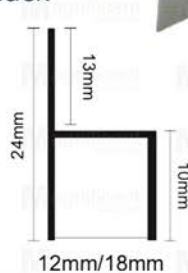


SIDE EDGE

Length:
1.85 meter

Size:
1/2",
3/4"

Material:
Aluminum
Silver / Black

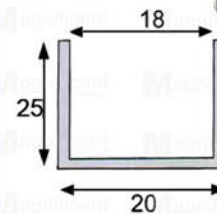


U-CHANNEL

Length:
2 meter

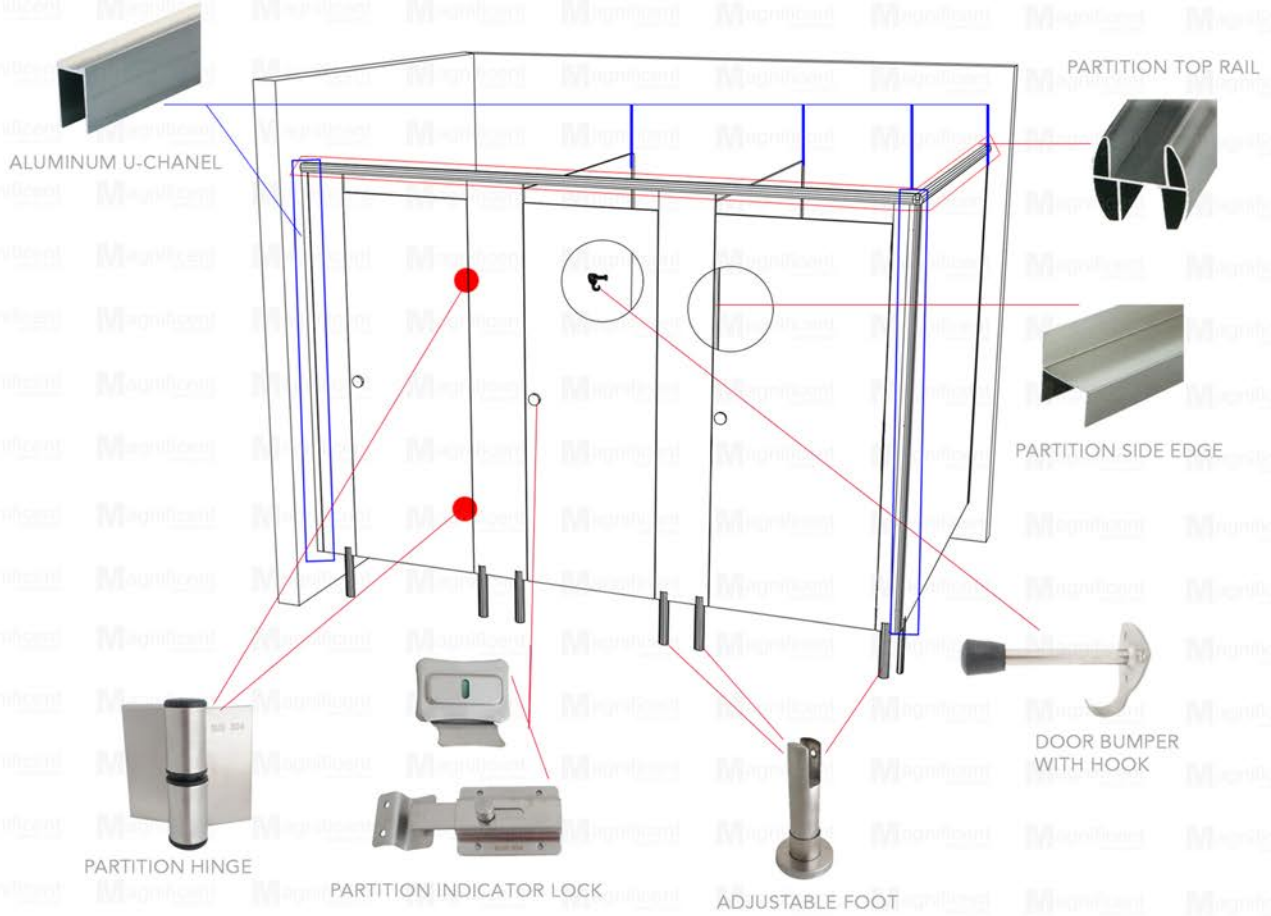
Size:
1/2", 3/4"

Material:
Aluminum
Silver / Black



TOILET DOOR ACCESSORIES

TOILET PARTITION TOP RAIL, SIDE EDGE & U-CHANNEL AND ACCESSORIES



Guide for Ordering Mounted Hinges:

HANDLING CONFIGURATIONS

LEFT HINGE

RIGHT HINGE

