




ONLINE PRODUCT CATALOG | 2023

**WEAR THE BEST™**

# PTS20 PULSE R-FLEX

**STYLE:** 6 PANEL  
**FIT:** R-FLEX  
**SIZE:** Y (6 $\frac{3}{8}$ -6 $\frac{5}{8}$ ), XS-SM (6 $\frac{5}{8}$ -7), SM-MD (7-7 $\frac{1}{4}$ ), LG-XL (7 $\frac{3}{8}$ -7 $\frac{5}{8}$ )  
**PROFILE:** MID-PRO  
**FABRIC:** PERFORMANCE STRETCH  
**VISOR:** UFORM  
**SWEATBAND:** STAY-DRI PERFORMANCE



**PULSE .1** **R:ACTIVE** U-FORM VISOR

**DECORATION SHOWN:** FRONT 3D EMBROIDERY, BACK FLAT EMBROIDERY  
**DECORATION LIMITATIONS:** 55-63.5MM EMBROIDERED HEIGHT, DEPENDING ON CAP SIZE



# PTS20M PULSE/MESH BACK R-FLEX

**STYLE:** 6 PANEL  
**FIT:** R-FLEX  
**SIZE:** XS-SM (6 $\frac{5}{8}$ -7), SM-MD (7-7 $\frac{1}{4}$ ), LG-XL (7 $\frac{3}{8}$ -7 $\frac{7}{8}$ )  
**PROFILE:** MID-PRO  
**FABRIC:** PERFORMANCE STRETCH/SPORTMESH  
**VISOR:** UFORM  
**SWEATBAND:** STAY-DRI PERFORMANCE



**PULSE .1** **R:ACTIVE**  U-FORM VISOR

**DECORATION SHOWN:** 3D EMBROIDERY

**DECORATION LIMITATIONS:** 60-63.5MM EMBROIDERED HEIGHT, DEPENDING ON CAP SIZE



# PTS30 LITE R-FLEX

**STYLE:** 6 PANEL  
**FIT:** R-FLEX  
**SIZE:** XS-SM (6 $\frac{5}{8}$ -7), SM-MD (7-7 $\frac{1}{4}$ ), LG-XL (7 $\frac{3}{8}$ -7 $\frac{7}{8}$ )  
**PROFILE:** MID-PRO  
**FABRIC:** PERFORMANCE LITE STRETCH  
**VISOR:** UFORM  
**SWEATBAND:** STAY-DRI PERFORMANCE



**LITE...** **R-ACTIVE**  U-FORM VISOR

**DECORATION SHOWN:** FRONT 3D EMBROIDERY, BACK FLAT EMBROIDERY  
**DECORATION LIMITATIONS:** 60-63.5MM EMBROIDERED HEIGHT, DEPENDING ON CAP SIZE



# PTS50 MATRIX R-FLEX

**STYLE:** 6 PANEL  
**FIT:** R-FLEX  
**SIZE:** XS-SM (6 $\frac{5}{8}$ -7), SM-MD (7-7 $\frac{1}{4}$ ), LG-XL (7 $\frac{3}{8}$ -7 $\frac{7}{8}$ )  
**PROFILE:** FULL-PRO  
**FABRIC:** FLAT KNIT POLY  
**VISOR:** UFORM  
**SWEATBAND:** STAY-DRI PERFORMANCE



**MATRIX** **R-ACTIVE** **U-FORM VISOR**

**DECORATION SHOWN:** 3D EMBROIDERY  
**DECORATION LIMITATIONS:** 60-63.5MM EMBROIDERED HEIGHT, DEPENDING ON CAP SIZE



# PTS65 SURGE FITTED

**STYLE:** 6 PANEL  
**FIT:** 12 FITTED SIZES  
**SIZE:** IN 1/8 INCREMENTS 6 1/2-8  
**PROFILE:** FULL-PRO  
**FABRIC:** PERFORMANCE POLY-SERGE  
**VISOR:** UFORM  
**SWEATBAND:** STAY-DRI PERFORMANCE



**SURGE** **R:ACTIVE** U-FORM VISOR


**DECORATION SHOWN:** 3D EMBROIDERY

**DECORATION LIMITATIONS:** 60-63.5MM EMBROIDERED HEIGHT, DEPENDING ON CAP SIZE



# R55 GARMENT WASHED TWILL

**STYLE:** 6 PANEL  
**FIT:** ADJ. CLOTH HIDEAWAY  
**PROFILE:** RELAXED UNSTRUCTURED  
**FABRIC:** 100% COTTON TWILL  
**VISOR:** PRECURVED  
**SWEATBAND:** COTTON




**DECORATION SHOWN:** FLAT EMBROIDERY  
**DECORATION LIMITATIONS:** 56MM EMBROIDERED HEIGHT, 3D EMBROIDERY NOT RECOMMENDED ON UNSTRUCTURED PROFILE



# R65 RELAXED TWILL

**STYLE:** 6 PANEL  
**FIT:** ADJ. HOOK-AND-LOOP  
**PROFILE:** RELAXED UNSTRUCTURED  
**FABRIC:** 100% COTTON TWILL  
**VISOR:** PRECURVED  
**SWEATBAND:** COTTON



**DECORATION SHOWN:** HEAT PRESSED FAUX ETCHED LEATHER  
**DECORATION LIMITATIONS:** 56MM EMBROIDERED HEIGHT, 3D EMBROIDERY NOT RECOMMENDED ON UNSTRUCTURED PROFILE





# R75 CASUAL TWILL

**STYLE:** 6 PANEL  
**FIT:** ADJ. HOOK-AND-LOOP  
**PROFILE:** CASUAL STRUCTURED  
**FABRIC:** 100% COTTON TWILL  
**VISOR:** PRECURVED  
**SWEATBAND:** COTTON



**DECORATION SHOWN:** WOVEN PATCH  
**DECORATION LIMITATIONS:** 60MM EMBROIDERED HEIGHT



# R78 CASUAL SANDWICH VISOR

**STYLE:** 6 PANEL  
**FIT:** ADJ. HOOK-AND-LOOP  
**PROFILE:** CASUAL STRUCTURED  
**FABRIC:** 100% COTTON TWILL  
**VISOR:** PRECURVED  
**SWEATBAND:** COTTON



**DECORATION SHOWN:** FRONT 3D EMBROIDERY, SIDE FLAT EMBROIDERY  
**DECORATION LIMITATIONS:** 60MM EMBROIDERED HEIGHT



# R93 CASUAL CAMO

**STYLE:** 6 PANEL  
**FIT:** ADJ. HOOK-AND-LOOP  
**PROFILE:** CASUAL STRUCTURED  
**FABRIC:** 100% COTTON TWILL  
**VISOR:** PRECURVED  
**SWEATBAND:** COTTON



**DECORATION SHOWN:** GENUINE DEBOSSED LEATHER  
**DECORATION LIMITATIONS:** 60MM EMBROIDERED HEIGHT



Upland

# 110 R-FLEX TRUCKER

**STYLE:** 6 PANEL  
**FIT:** R-FLEX  
**SIZE:** SM-MD (7-7¼), LG-XL (7½-7¾)  
**PROFILE:** MID-PRO  
**FABRIC:** TWILL/STRETCH POLY MESH  
**VISOR:** PRECURVED  
**SWEATBAND:** COMFORT STRETCH



**DECORATION SHOWN:** GENUINE ETCHED LEATHER  
**DECORATION LIMITATIONS:** 60MM EMBROIDERED HEIGHT



# 111 GARMENT WASHED TRUCKER

**STYLE:** 6 PANEL  
**FIT:** ADJ. SNAPBACK  
**SIZE:** OSFM, SM  
**PROFILE:** RELAXED UNSTRUCTURED  
**FABRIC:** TWILL/POLY MESH  
**VISOR:** PRECURVED  
**SWEATBAND:** COTTON



**DECORATION SHOWN:** FLAT EMBROIDERY  
**DECORATION LIMITATIONS:** 56MM EMBROIDERED HEIGHT, 3D EMBROIDERY NOT RECOMMENDED ON UNSTRUCTURED PROFILE



[S] = Available *only* in small size.

# 111P GARMENT WASHED PRINTED TRUCKER

**STYLE:** 6 PANEL  
**FIT:** ADJ. SNAPBACK  
**SIZE:** OSFM  
**PROFILE:** RELAXED UNSTRUCTURED  
**FABRIC:** TWILL/POLY MESH  
**VISOR:** PRECURVED  
**SWEATBAND:** COTTON



**DECORATION SHOWN:** FLAT EMBROIDERY  
**DECORATION LIMITATIONS:** 56MM EMBROIDERED HEIGHT, 3D EMBROIDERY NOT RECOMMENDED ON UNSTRUCTURED PROFILE



Digital Camo/Light Green

Green Camo/Black

Kryptek Highlander/Brown

Kryptek Typhon/Black

Mossy Oak Bottomland/Black

Mossy Oak Break-Up Country/Black

Mossy Oak Country DNA/Black

Mossy Oak Habitat/Brown

Mossy Oak Obsession/Khaki

Realtree Edge/Brown

Realtree Max-1 XT/Brown

Realtree Max-5/Buck

Realtree Max-7/Buck

Realtree Original/Black

Realtree Timber/Black

# 112 TRUCKER

**STYLE:** 6 PANEL  
**FIT:** ADJ. SNAPBACK  
**SIZE:** OSFM, Y, SM, XL  
**PROFILE:** MID-PRO  
**FABRIC:** TWILL/POLY MESH  
**VISOR:** PRECURVED  
**SWEATBAND:** COTTON



**DECORATION SHOWN:** WOVEN PATCH  
**DECORATION LIMITATIONS:** 58MM EMBROIDERED HEIGHT

**COLORWAYS ON PAGE 16**



112 COLORWAYS



Tri White/Aluminum/Navy Tri White/Col Blue/Yellow  
 [Y] = Available in youth size. [S] = Available in small size. [XL] = Available in extra large size.



# 112P PRINTED TRUCKER

STYLE: 6 PANEL  
 FIT: ADJ. SNAPBACK  
 SIZE: OSFM, SM  
 PROFILE: MID-PRO  
 FABRIC: TWILL/POLY MESH  
 VISOR: PRECURVED  
 SWEATBAND: COTTON



DECORATION SHOWN: GENUINE ETCHED LEATHER  
 DECORATION LIMITATIONS: 58MM EMBROIDERED HEIGHT



- Desert Camo/Brown    Digital Camo/Light Green    Digital Camo Black/Charcoal    Digital Camo Navy/Charcoal    Digital Camo Red/Charcoal    Digital Camo Royal/Charcoal    Green Camo/Black    Green Camo/White    Kryptek Highlander/Buck    Kryptek Inferno/Black    Kryptek Inferno/Blaze Orange    Kryptek Neptune/Black    Kryptek Neptune/White
- Kryptek Pontus/White    Kryptek Typhon/Black    Kryptek Typhon/Neon Orange    Kryptek Typhon/Neon Pink [S]    Kryptek Typhon/Neon Yellow    Mossy Oak Blacktip/Charcoal    Mossy Oak Blades/Brown    Mossy Oak Bonefish/Lt Grey    Mossy Oak Bottomland/Loden    Mossy Oak Country DNA/Black    Mossy Oak Habitat/Brown    Mossy Oak Obsession/Khaki    Realtree Edge/Brown
- Realtree Edge/Neon Orange    Realtree Edge/Neon Pink [S]    Realtree Edge/Neon Yellow    Realtree Escape/Black    Realtree Fishing Light Blue/Navy    Realtree Fishing Light Blue/White    Realtree Max-1 XT/Brown    Realtree Max-7/Buck    Realtree Original/Black    Realtree Timber/Black    Streak Camo Black/Charcoal    Streak Camo Navy/White

[S] = Available **only** in small size.

# 112+ R-FLEX ADJUSTABLE TRUCKER

**STYLE:** 6 PANEL  
**FIT:** R-FLEX ADJ. SNAPBACK  
**PROFILE:** MID-PRO  
**FABRIC:** TWILL/STRETCH POLY MESH  
**VISOR:** PRECURVED  
**SWEATBAND:** COMFORT STRETCH



**DECORATION SHOWN:** FLAT EMBROIDERY  
**DECORATION LIMITATIONS:** 58MM EMBROIDERED HEIGHT



# 112PM PRINTED MESH TRUCKER

**STYLE:** 6 PANEL  
**FIT:** ADJ. SNAPBACK  
**PROFILE:** MID-PRO  
**FABRIC:** TWILL/POLY MESH  
**VISOR:** PRECURVED  
**SWEATBAND:** COTTON



**DECORATION SHOWN:** HEAT PRESSED FAUX ETCHED LEATHER  
**DECORATION LIMITATIONS:** 58MM EMBROIDERED HEIGHT



Brown/Desert Camo

Black/Black-White Fade

Dark Green/Dark Green-White Fade

Navy/Navy-White Fade

Red/Red-White Fade

Royal/Royal-White Fade

Green Camo/Stars & Stripes

Heather Grey/Stars & Stripes

Loden/Green Camo

Silver/Grey Camo

Mossy Oak DNA/Stars & Stripes

# 112RE RECYCLED TRUCKER

**STYLE:** 6 PANEL  
**FIT:** ADJ. SNAPBACK  
**PROFILE:** MID-PRO  
**FABRIC:** RECYCLED TWILL/RECYCLED POLY MESH  
**VISOR:** PRECURVED  
**SWEATBAND:** COTTON



 RECYCLED POLYESTER

DECORATION SHOWN: WOVEN PATCH

DECORATION LIMITATIONS: 58MM EMBROIDERED HEIGHT



# 115 LOW PRO TRUCKER

**STYLE:** 6 PANEL  
**FIT:** ADJ. SNAPBACK  
**SIZE:** SM, MD-LG  
**PROFILE:** CASUAL STRUCTURED  
**FABRIC:** TWILL/POLY MESH  
**VISOR:** PRECURVED  
**SWEATBAND:** COTTON



**DECORATION SHOWN:** FLAT EMBROIDERY  
**DECORATION LIMITATIONS:** 56MM EMBROIDERED HEIGHT



# 115CH LOW PRO HEATHER TRUCKER

**STYLE:** 6 PANEL  
**FIT:** ADJ. SNAPBACK  
**SIZE:** SM, MD-LG  
**PROFILE:** CASUAL STRUCTURED  
**FABRIC:** COTTON-POLY JERSEY/POLY MESH  
**VISOR:** PRECURVED  
**SWEATBAND:** COTTON



**DECORATION SHOWN:** SCREEN PRINTED PATCH  
**DECORATION LIMITATIONS:** 56MM EMBROIDERED HEIGHT



Black Heather/Black


Green Teal  
Heather/Birch

Navy Heather/Navy

Red Heather/Birch

# 155 LITE TRAIL CAP

**STYLE:** 6 PANEL  
**FIT:** D-RING ADJ. HOOK-AND-LOOP  
**PROFILE:** RELAXED UNSTRUCTURED  
**FABRIC:** LIGHTWEIGHT PERFORMANCE  
**VISOR:** PRECURVED  
**SWEATBAND:** STAY-DRI



**R-ACTIVE LT**  **UPF PROTECTION**

**DECORATION SHOWN:** GENUINE ETCHED LEATHER

**DECORATION LIMITATIONS:** 56MM EMBROIDERED HEIGHT, 3D EMBROIDERY NOT RECOMMENDED ON UNSTRUCTURED PROFILE



Black/Charcoal

Charcoal/Black

Dark Green/Charcoal

Navy/Charcoal

Red/Charcoal

Royal/Charcoal

Sky Blue/Charcoal

Slate/Charcoal

White/Charcoal

# 172 PULSE SPORTMESH R-FLEX

**STYLE:** 6 PANEL  
**FIT:** R-FLEX  
**SIZE:** XS-SM (6%-7%), SM-MD (7-7¼), LG-XL (7%-7½)  
**PROFILE:** MID-PRO  
**FABRIC:** PERFORMANCE STRETCH/SPORTMESH  
**VISOR:** PRECURVED  
**SWEATBAND:** COMFORT STRETCH



**PULSE .1 | R-ACTIVE**

**DECORATION SHOWN:** 3D EMBROIDERY  
**DECORATION LIMITATIONS:** 58MM EMBROIDERED HEIGHT





# 173 HOOD RIVER

**STYLE:** 6 PANEL  
**FIT:** R-FLEX ADJ. SNAPBACK  
**PROFILE:** CASUAL STRUCTURED  
**FABRIC:** DELTA SPAN/SPORTMESH  
**VISOR:** PRECURVED  
**SWEATBAND:** STAY-DRI



**DECORATION SHOWN:** EMBROIDERED PATCH  
**DECORATION LIMITATIONS:** 58MM EMBROIDERED HEIGHT



# 174 PERFORMANCE TRUCKER

**STYLE:** 6 PANEL  
**FIT:** ADJ. SNAPBACK  
**PROFILE:** CASUAL STRUCTURED  
**FABRIC:** PERFORMANCE LITE STRETCH/SPORTMESH  
**VISOR:** PRECURVED  
**SWEATBAND:** STAY-DRI



**DECORATION SHOWN:** RUBBER PATCH  
**DECORATION LIMITATIONS:** 58MM EMBROIDERED HEIGHT



# 176 LITE PERFORMANCE CAP

**STYLE:** 6 PANEL  
**FIT:** ADJ. SNAPBACK  
**PROFILE:** CASUAL STRUCTURED  
**FABRIC:** PERFORMANCE LITE STRETCH  
**VISOR:** PRECURVED  
**SWEATBAND:** STAY-DRI



**LITE** **R·ACTIVE LT**

**DECORATION SHOWN:** 3D EMBROIDERY  
**DECORATION LIMITATIONS:** 58MM EMBROIDERED HEIGHT



# 185 TWILL R-FLEX

**STYLE:** 6 PANEL  
**FIT:** R-FLEX  
**SIZE:** XS-SM (6½-7), SM-MD (7-7¼), LG-XL (7¾-7⅞)  
**PROFILE:** MID-PRO  
**FABRIC:** COTTON-POLY STRETCH  
**VISOR:** PRECURVED  
**SWEATBAND:** COMFORT STRETCH



**DECORATION SHOWN:** 3D EMBROIDERY  
**DECORATION LIMITATIONS:** 58MM EMBROIDERED HEIGHT



# 203 BRUSHED CHINO

**STYLE:** 6 PANEL  
**FIT:** ADJ. HOOK-AND-LOOP  
**PROFILE:** CASUAL STRUCTURED  
**FABRIC:** BRUSHED CHINO TWILL  
**VISOR:** PRECURVED  
**SWEATBAND:** COTTON



**DECORATION SHOWN:** FLAT EMBROIDERY  
**DECORATION LIMITATIONS:** 60MM EMBROIDERED HEIGHT



Black Charcoal Driftwood Navy Stone White

# 211 TUMALO

**STYLE:** 6 PANEL  
**FIT:** ADJ. CLOTH HIDEAWAY BACKSTRAP  
**PROFILE:** RELAXED UNSTRUCTURED  
**FABRIC:** WASHED COTTON TWILL/POLY MESH  
**VISOR:** PRECURVED  
**SWEATBAND:** COTTON



**DECORATION SHOWN:** FLAT EMBROIDERY  
**DECORATION LIMITATIONS:** 56MM EMBROIDERED HEIGHT



Brown/Khaki

Grey/Black

Navy/Khaki

# 212 PRO TWILL SNAPBACK

**STYLE:** 6 PANEL  
**FIT:** ADJ. SNAPBACK  
**SIZE:** SM (6½-7¼), MD-LG (7-7¾)  
**PROFILE:** MID-PRO  
**FABRIC:** COTTON-POLY TWILL  
**VISOR:** PRECURVED  
**SWEATBAND:** COTTON



**DECORATION SHOWN:** 3D EMBROIDERY  
**DECORATION LIMITATIONS:** 58MM EMBROIDERED HEIGHT



# 214 PRO TWILL HOOK-AND-LOOP

**STYLE:** 6 PANEL  
**FIT:** ADJ. HOOK-AND-LOOP  
**SIZE:** SM (6½-7¼), MD-LG (7-7¾)  
**PROFILE:** MID-PRO  
**FABRIC:** COTTON-POLY TWILL  
**VISOR:** PRECURVED  
**SWEATBAND:** COTTON



**DECORATION SHOWN:** 3D EMBROIDERY  
**DECORATION LIMITATIONS:** 58MM EMBROIDERED HEIGHT





# 220 RELAXED LITE

**STYLE:** 6 PANEL  
**FIT:** D-RING ADJ. HOOK-AND-LOOP  
**PROFILE:** RELAXED UNSTRUCTURED  
**FABRIC:** LIGHTWEIGHT PERFORMANCE  
**VISOR:** PRECURVED  
**SWEATBAND:** STAY-DRI



**R·ACTIVE LT**  **UPF PROTECTION**

**DECORATION SHOWN:** SILICONE TRANSFER  
**DECORATION LIMITATIONS:** 56MM EMBROIDERED HEIGHT, 3D EMBROIDERY NOT RECOMMENDED ON UNSTRUCTURED PROFILE



# 222 AIRMESH LITE TRUCKER

**STYLE:** 6 PANEL  
**FIT:** ADJ. HOOK-AND-LOOP  
**PROFILE:** CASUAL STRUCTURED  
**FABRIC:** LIGHTWEIGHT PERFORMANCE/AIRMESH  
**VISOR:** PRECURVED  
**SWEATBAND:** STAY-DRI



**R·ACTIVE LT**

**DECORATION SHOWN:** SCREEN PRINTED LABEL  
**DECORATION LIMITATIONS:** 58MM EMBROIDERED HEIGHT



# 224RE RECYCLED PERFORMANCE CAP

**STYLE:** 6 PANEL  
**FIT:** ADJ. MICRO HOOK-AND-LOOP W/ D-RING  
**PROFILE:** RELAXED UNSTRUCTURED  
**FABRIC:** RECYCLED POLYESTER  
**VISOR:** PRECURVED  
**SWEATBAND:** STAY-DRI



## RECYCLED POLYESTER

**DECORATION SHOWN:** WOVEN LABEL

**DECORATION LIMITATIONS:** 56MM EMBROIDERED HEIGHT, 3D EMBROIDERY NOT RECOMMENDED ON UNSTRUCTURED PROFILE



Heather Dark Grey

Heather Grey

Heather Light Navy

Heather Maroon

# 225 CASUAL LITE

**STYLE:** 6 PANEL  
**FIT:** ADJ. HOOK-AND-LOOP  
**PROFILE:** CASUAL STRUCTURED  
**FABRIC:** LIGHTWEIGHT PERFORMANCE  
**VISOR:** PRECURVED  
**SWEATBAND:** STAY-DRI



**R-ACTIVE LT** UPF PROTECTION

**DECORATION SHOWN:** FLAT EMBROIDERY  
**DECORATION LIMITATIONS:** 58MM EMBROIDERED HEIGHT



# 227 TECH MESH W/ STRETCH

**STYLE:** 6 PANEL  
**FIT:** D-RING ADJ. HOOK-AND-LOOP  
**PROFILE:** CASUAL STRUCTURED  
**FABRIC:** LIGHTWEIGHT PERFORMANCE/TECH MESH  
**VISOR:** PRECURVED  
**SWEATBAND:** STAY-DRI



**DECORATION SHOWN:** FRONT 3D EMBROIDERY, SIDE FLAT EMBROIDERY  
**DECORATION LIMITATIONS:** 58MM EMBROIDERED HEIGHT



# 252 PREMIUM DAD HAT

**STYLE:** 6 PANEL  
**FIT:** ADJ. CLOTH HIDEAWAY BACKSTRAP W/ BUCKLE  
**SIZE:** OSFM, YOUTH  
**PROFILE:** RELAXED UNSTRUCTURED  
**FABRIC:** PREMIUM COTTON TWILL  
**VISOR:** PRECURVED  
**SWEATBAND:** COTTON



**DECORATION SHOWN:** WOVEN PATCH  
**DECORATION LIMITATIONS:** 56MM EMBROIDERED HEIGHT, 3D EMBROIDERY NOT RECOMMENDED ON UNSTRUCTURED PROFILE



[M] = Available in youth size.

# 252L PREMIUM LINEN DAD HAT

**STYLE:** 6 PANEL  
**FIT:** ADJ. CLOTH HIDEAWAY BACKSTRAP W/ BUCKLE  
**PROFILE:** RELAXED UNSTRUCTURED  
**FABRIC:** COTTON LINEN  
**VISOR:** PRECURVED  
**SWEATBAND:** COTTON



**DECORATION SHOWN:** FLAT EMBROIDERY  
**DECORATION LIMITATIONS:** 56MM EMBROIDERED HEIGHT, 3D EMBROIDERY NOT RECOMMENDED ON UNSTRUCTURED PROFILE



Chocolate Chip

Dark Charcoal

Insignia Blue

Khaki

# 253 TIMBERLINE

**STYLE:** 6 PANEL  
**FIT:** ADJ. SNAPBACK  
**PROFILE:** FULL-PRO  
**FABRIC:** COTTON CORDUROY  
**VISOR:** FLAT  
**SWEATBAND:** COTTON



 UPF PROTECTION

**DECORATION SHOWN:** GENUINE ETCHED LEATHER

**DECORATION LIMITATIONS:** 63.5MM EMBROIDERED HEIGHT, HEAT PRESS DECORATION NOT RECOMMENDED ON CORDUROY



Black

Navy

Olive

Tan



# 254RE ASHLAND

**STYLE:** 6 PANEL  
**FIT:** ADJ. CLOTH HIDEAWAY BACKSTRAP W/ BUCKLE  
**PROFILE:** RELAXED UNSTRUCTURED  
**FABRIC:** RECYCLED POLY TWILL  
**VISOR:** PRECURVED  
**SWEATBAND:** COTTON



 RECYCLED POLYESTER  UPF PROTECTION

**DECORATION SHOWN:** GENUINE ETCHED LEATHER

**DECORATION LIMITATIONS:** 56MM EMBROIDERED HEIGHT, 3D EMBROIDERY NOT RECOMMENDED ON UNSTRUCTURED PROFILE



Black Charcoal Loden Navy White

# 275 CHARCOAL SPLIT COLOR

**STYLE:** 6 PANEL  
**FIT:** ADJ. HOOK-AND-LOOP  
**PROFILE:** CASUAL STRUCTURED  
**FABRIC:** 100% COTTON TWILL  
**VISOR:** PRECURVED  
**SWEATBAND:** COTTON



**DECORATION SHOWN:** 3D EMBROIDERY  
**DECORATION LIMITATIONS:** 60MM EMBROIDERED HEIGHT



Charcoal/Black

Charcoal/Cardinal

Charcoal/Dark Green

Charcoal/Kelly

Charcoal/Maroon

Charcoal/Navy

Charcoal/Orange

Charcoal/Purple

Charcoal/Red

Charcoal/Royal

# 309 CANVAS DUCK CLOTH

**STYLE:** 6 PANEL  
**FIT:** ADJ. HOOK-AND-LOOP  
**PROFILE:** CASUAL STRUCTURED  
**FABRIC:** COTTON CANVAS  
**VISOR:** PRECURVED  
**SWEATBAND:** COTTON



**DECORATION SHOWN:** GENUINE DEBOSSED LEATHER  
**DECORATION LIMITATIONS:** 58MM EMBROIDERED HEIGHT, NO HEAT PRESS DECORATION



Buck

Dark Olive

# 312 TWILL BACK TRUCKER

**STYLE:** 6 PANEL  
**FIT:** ADJ. SNAPBACK  
**PROFILE:** MID-PRO  
**FABRIC:** COTTON-POLY TWILL  
**VISOR:** PRECURVED  
**SWEATBAND:** COTTON



**DECORATION SHOWN:** FLAT EMBROIDERY  
**DECORATION LIMITATIONS:** 58MM EMBROIDERED HEIGHT



# 320 WASHED CHINO

**STYLE:** 6 PANEL  
**FIT:** ADJ. CLOTH HIDEAWAY BACKSTRAP W/ BUCKLE  
**SIZE:** SM (6½-7¼), MD-LG (7-7¾)  
**PROFILE:** RELAXED UNSTRUCTURED  
**FABRIC:** HEAVY WEIGHT CHINO TWILL  
**VISOR:** PRECURVED  
**SWEATBAND:** COTTON



**DECORATION SHOWN:** FRONT GENUINE ETCHED LEATHER, BACK FLAT EMBROIDERY  
**DECORATION LIMITATIONS:** 56MM EMBROIDERED HEIGHT, 3D EMBROIDERY NOT RECOMMENDED ON UNSTRUCTURED PROFILE



# 320T TODDLER CHINO

**STYLE:** 6 PANEL  
**FIT:** ELASTIC BACKSTRAP  
**PROFILE:** RELAXED UNSTRUCTURED  
**FABRIC:** HEAVYWEIGHT CHINO TWILL  
**VISOR:** PRECURVED  
**SWEATBAND:** COTTON



**DECORATION SHOWN:** FLAT EMBROIDERY  
**DECORATION LIMITATIONS:** 52MM EMBROIDERED HEIGHT, 3D EMBROIDERY NOT RECOMMENDED ON UNSTRUCTURED PROFILE



# 324 PIGMENT DYED & WASHED

**STYLE:** 6 PANEL  
**FIT:** ADJ. CLOTH HIDEAWAY BACKSTRAP  
**PROFILE:** RELAXED UNSTRUCTURED  
**FABRIC:** CHINO TWILL  
**VISOR:** PRECURVED  
**SWEATBAND:** COTTON




**DECORATION SHOWN:** GENUINE ETCHED LEATHER  
**DECORATION LIMITATIONS:** 56MM EMBROIDERED HEIGHT, 3D EMBROIDERY NOT RECOMMENDED ON UNSTRUCTURED PROFILE



# 380 GARMENT DYED & WASHED

**STYLE:** 6 PANEL  
**FIT:** ADJ. CLOTH HIDEAWAY BACKSTRAP  
**PROFILE:** RELAXED UNSTRUCTURED  
**FABRIC:** HEAVYWEIGHT CHINO TWIL  
**VISOR:** PRECURVED  
**SWEATBAND:** COTTON



**DECORATION SHOWN:** FLAT EMBROIDERY  
**DECORATION LIMITATIONS:** 56MM EMBROIDERED HEIGHT, 3D EMBROIDERY NOT RECOMMENDED ON UNSTRUCTURED PROFILE





# 382 SNOW WASHED

**STYLE:** 6 PANEL  
**FIT:** ADJ. CLOTH HIDEAWAY BACKSTRAP W/ BUCKLE  
**PROFILE:** RELAXED UNSTRUCTURED  
**FABRIC:** CHINO TWILL  
**VISOR:** PRECURVED  
**SWEATBAND:** COTTON




**DECORATION SHOWN:** FLAT EMBROIDERY  
**DECORATION LIMITATIONS:** 56MM EMBROIDERED HEIGHT, 3D EMBROIDERY NOT RECOMMENDED ON UNSTRUCTURED PROFILE



# 414 PRO MESH ADJUSTABLE

**STYLE:** 6 PANEL  
**FIT:** ADJ. HOOK-AND-LOOP  
**SIZE:** SM (6½-7¼), MD-LG (7-7¾)  
**PROFILE:** MID-PRO  
**FABRIC:** PRO MESH  
**VISOR:** PRECURVED  
**SWEATBAND:** PRO TWILL



**DECORATION SHOWN:** 3D EMBROIDERY  
**DECORATION LIMITATIONS:** 58MM EMBROIDERED HEIGHT



# 420 REFEREE SURGE STRAPBACK

**STYLE:** 6 PANEL  
**FIT:** ADJ. HOOK-AND-LOOP  
**PROFILE:** MID-PRO  
**FABRIC:** PERFORMANCE POLY-SERGE  
**VISOR:** PRECURVED  
**SWEATBAND:** STAY-DRI PERFORMANCE

**SURGE** //



Black/White

# 435 COOS BAY

**STYLE:** 6 PANEL  
**FIT:** ADJ. HOOK-AND-LOOP  
**PROFILE:** RELAXED UNSTRUCTURED  
**FABRIC:** WAXED/OIL CLOTH  
**VISOR:** PRECURVED  
**SWEATBAND:** COTTON



💧 WATER REPELLENT ☀️ UPF PROTECTION

**DECORATION SHOWN:** GENUINE ETCHED LEATHER  
**DECORATION LIMITATIONS:** 56MM EMBROIDERED HEIGHT, NO HEAT PRESS DECORATION, 3D EMBROIDERY NOT RECOMMENDED ON UNSTRUCTURED PROFILE



# 485/487 REFEREE PULSE R-FLEX

**STYLE:** 6 PANEL  
**FIT:** R-FLEX  
**SIZE:** SM-MD (7-7¼), LG-XL (7¾-7½)  
**PROFILE:** MID-PRO  
**FABRIC:** PERFORMANCE STRETCH  
**VISOR:** PRECURVED  
**SWEATBAND:** STAY-DRI PERFORMANCE

**PULSE .1**



# 495 PRO MESH R-FLEX

**STYLE:** 6 PANEL  
**FIT:** R-FLEX  
**SIZE:** XS-SM (6½-7), SM-MD (7-7¼), LG-XL (7¾-7⅞)  
**PROFILE:** MID-PRO  
**FABRIC:** PRO MESH STRETCH  
**VISOR:** PRECURVED  
**SWEATBAND:** COMFORT STRETCH



**DECORATION SHOWN:** 3D EMBROIDERY  
**DECORATION LIMITATIONS:** 60MM EMBROIDERED HEIGHT



# 510 WOOL BLEND FLATBILL SNAPBACK

**STYLE:** 6 PANEL  
**FIT:** ADJ. SNAPBACK  
**PROFILE:** HI-PRO  
**FABRIC:** ACRYLIC-WOOL BLEND  
**VISOR:** FLAT  
**S-BAND:** COTTON



**DECORATION SHOWN:** GENUINE LEATHER APPLIQUE  
**DECORATION LIMITATIONS:** 65MM EMBROIDERED HEIGHT



# 511 WOOL BLEND FLATBILL TRUCKER

**STYLE:** 6 PANEL  
**FIT:** ADJ. SNAPBACK  
**PROFILE:** HI-PRO  
**FABRIC:** ACRYLIC-WOOL BLEND/POLY MESH  
**VISOR:** FLAT  
**SWEATBAND:** COTTON



**DECORATION SHOWN:** 3D EMBROIDERY  
**DECORATION LIMITATIONS:** 65MM EMBROIDERED HEIGHT





# 514 SURGE ADJUSTABLE

**STYLE:** 6 PANEL  
**FIT:** ADJ. HOOK-AND-LOOP  
**SIZE:** SM (6½-7¼), MD-LG (7-7¾)  
**PROFILE:** MID-PRO  
**FABRIC:** PERFORMANCE POLY-SERGE  
**VISOR:** PRECURVED  
**SWEATBAND:** COTTON



**SURGE** **R-ACTIVE**

**DECORATION SHOWN:** 3D EMBROIDERY  
**DECORATION LIMITATIONS:** 58MM EMBROIDERED HEIGHT



# 585 WOOL BLEND R-FLEX

**STYLE:** 6 PANEL  
**FIT:** R-FLEX  
**SIZE:** XS-SM (6%-7), SM-MD (7-7¼), LG-XL (7%-7½)  
**PROFILE:** MID-PRO  
**FABRIC:** ACRYLIC-WOOL BLEND  
**VISOR:** PRECURVED  
**SWEATBAND:** STAY-DRI PERFORMANCE



**DECORATION SHOWN:** 3D EMBROIDERY  
**DECORATION LIMITATIONS:** 60MM EMBROIDERED HEIGHT



# 634 LITE R-FLEX ADJUSTABLE

**STYLE:** 6 PANEL  
**FIT:** R-FLEX ADJ. HOOK-AND-LOOP  
**SIZE:** SM (6½-7¼), MD-LG (7-7¾)  
**PROFILE:** MID-PRO  
**FABRIC:** PERFORMANCE STRETCH  
**VISOR:** PRECURVED 2½" LENGTH  
**SWEATBAND:** STAY-DRI PERFORMANCE



**LITE** **R-ACTIVE**

**DECORATION SHOWN:** 3D EMBROIDERY  
**DECORATION LIMITATIONS:** 58MM EMBROIDERED HEIGHT



# 643/653 UMPIRE PULSE

**STYLE:** 6 PANEL  
**FIT:** R-FLEX  
**SIZE:** SM-MD (7-7¼), LG-XL (7¾-7⅝)  
**PROFILE:** MID-PRO  
**FABRIC:** PERFORMANCE STRETCH  
**VISOR:** PRECURVED  
**SWEATBAND:** STAY-DRI PERFORMANCE

**PULSE .1**

643: 2½" VISOR LENGTH

653: 2¾" VISOR LENGTH



Black

Navy

# 840 RELAXED TWILL CAMO

**STYLE:** 6 PANEL  
**FIT:** ADJ. HOOK-AND-LOOP  
**PROFILE:** RELAXED UNSTRUCTURED  
**FABRIC:** TWILL  
**VISOR:** PRECURVED  
**SWEATBAND:** COTTON



**DECORATION SHOWN:** GENUINE ETCHED LEATHER  
**DECORATION LIMITATIONS:** 56MM EMBROIDERED HEIGHT, 3D EMBROIDERY NOT RECOMMENDED ON UNSTRUCTURED PROFILE



# 843 CASUAL TWILL CAMO

**STYLE:** 6 PANEL  
**FIT:** ADJ. HOOK-AND-LOOP  
**PROFILE:** CASUAL STRUCTURED  
**FABRIC:** TWILL  
**VISOR:** PRECURVED  
**SWEATBAND:** COTTON



**DECORATION SHOWN:** WOVEN PATCH  
**DECORATION LIMITATIONS:** 56MM EMBROIDERED HEIGHT



Digital Camo

Green Camo

Kryptek Highlander

Kryptek Typhon

Mossy Oak Bottomland

Mossy Oak Country DNA

Mossy Oak Obsession

Realtree Edge

Realtree Max-5

Realtree Max-7

Realtree Original

Realtree Timber

# 844 DUCK CLOTH

**STYLE:** 6 PANEL  
**FIT:** ADJ. HOOK-AND-LOOP  
**PROFILE:** CASUAL STRUCTURED  
**FABRIC:** CANVAS DUCK CLOTH/TWILL  
**VISOR:** PRECURVED  
**SWEATBAND:** COTTON



**DECORATION SHOWN:** GENUINE DEBOSSSED LEATHER  
**DECORATION LIMITATIONS:** 58MM EMBROIDERED HEIGHT



# 862 MULTICAM® TRUCKER

**STYLE:** 6 PANEL  
**FIT:** ADJ. SNAPBACK  
**PROFILE:** MID-PRO  
**FABRIC:** 50/50 NYCO RIPSTOP/POLY MESH  
**VISOR:** PRECURVED  
**SWEATBAND:** COTTON



 NO BUTTON

**DECORATION SHOWN:** WOVEN PATCH

**DECORATION LIMITATIONS:** 58MM EMBROIDERED HEIGHT



Black/Black

Original/Coyote Brown

Original/Stars and Stripes



# 863 STRUCTURED MULTICAM®

**STYLE:** 6 PANEL  
**FIT:** ADJ. HOOK-AND-LOOP  
**PROFILE:** CASUAL STRUCTURED  
**FABRIC:** 50/50 NYCO RIPSTOP  
**VISOR:** PRECURVED  
**SWEATBAND:** COTTON



💧 WATER REPELLENT 🎧 NO BUTTON

**DECORATION SHOWN:** FAUX ETCHED LEATHER

**DECORATION LIMITATIONS:** 58MM EMBROIDERED HEIGHT



Black



Original

# 865 R-FLEX MULTICAM®

**STYLE:** 6 PANEL  
**FIT:** R-FLEX  
**SIZE:** SM-MD (7-7¼), LG-XL (7¾-7⅝)  
**PROFILE:** MID-PRO  
**FABRIC:** 98% NYLON, 2% SPANDEX  
**VISOR:** PRECURVED  
**SWEATBAND:** COMFORT STRETCH



💧 WATER REPELLENT 🎧 NO BUTTON

DECORATION SHOWN: FLAT EMBROIDERY


DECORATION LIMITATIONS: 58MM EMBROIDERED HEIGHT



Original

# 870 RELAXED PERFORMANCE CAMO

**STYLE:** 6 PANEL  
**FIT:** ADJ. HOOK-AND-LOOP  
**PROFILE:** RELAXED UNSTRUCTURED  
**FABRIC:** 100% POLY DIAMOND MESH  
**VISOR:** PRECURVED  
**SWEATBAND:** STAY-DRI



**R·ACTIVE LT**

**DECORATION SHOWN:** FLAT EMBROIDERY

**DECORATION LIMITATIONS:** 56MM EMBROIDERED HEIGHT, 3D EMBROIDERY NOT RECOMMENDED ON UNSTRUCTURED PROFILE



# 874 CASUAL PERFORMANCE CAMO

**STYLE:** 6 PANEL  
**FIT:** ADJ. HOOK-AND-LOOP  
**PROFILE:** CASUAL STRUCTURED  
**FABRIC:** 100% POLY DIAMOND MESH  
**VISOR:** PRECURVED  
**SWEATBAND:** STAY-DRI



**R-ACTIVE LT**

**DECORATION SHOWN:** HEAT PRESSED GENUINE ETCHED LEATHER  
**DECORATION LIMITATIONS:** 58MM EMBROIDERED HEIGHT




# 882 BLAZE TRUCKER

**STYLE:** 6 PANEL  
**FIT:** ADJ. SNAPBACK  
**PROFILE:** MID-PRO  
**FABRIC:** POLY CANVAS/POLY MESH  
**VISOR:** PRECURVED  
**SWEATBAND:** COTTON



Blaze



**DECORATION SHOWN:** FLAT EMBROIDERY  
**DECORATION LIMITATIONS:** 58MM EMBROIDERED HEIGHT

# 883 BLAZE CROWN W/ CAMO VISOR

**STYLE:** 6 PANEL  
**FIT:** ADJ. HOOK-AND-LOOP  
**PROFILE:** CASUAL STRUCTURED  
**FABRIC:** POLY CANVAS/TWILL  
**VISOR:** PRECURVED  
**SWEATBAND:** COTTON




**DECORATION SHOWN:** GENUINE ETCHED LEATHER  
**DECORATION LIMITATIONS:** 60MM EMBROIDERED HEIGHT



# 884 BLAZE CROWN W/ DUCK CLOTH VISOR

**STYLE:** 6 PANEL  
**FIT:** ADJ. HOOK-AND-LOOP  
**PROFILE:** CASUAL STRUCTURED  
**FABRIC:** CANVAS DUCK CLOTH/COTTON-POLY  
**VISOR:** PRECURVED  
**SWEATBAND:** COTTON



**DECORATION SHOWN:** FLAT EMBROIDERY  
**DECORATION LIMITATIONS:** 60MM EMBROIDERED HEIGHT



Blaze/Buck

# 931 KOOSAH

**STYLE:** 6 PANEL  
**FIT:** ADJ. NYLON WOVEN STRAPBACK  
**PROFILE:** MID-PRO  
**FABRIC:** COTTON RIPSTOP  
**VISOR:** PRECURVED  
**SWEATBAND:** COTTON



**DECORATION SHOWN:** HEAT PRESSED FELT APPLIQUE  
**DECORATION LIMITATIONS:** 58MM EMBROIDERED HEIGHT





# 933 BANDON

**STYLE:** 6 PANEL  
**FIT:** R-FLEX  
**SIZE:** SM-MD, LG-XL  
**PROFILE:** CASUAL STRUCTURED  
**FABRIC:** NYLON/POLYESTER  
**VISOR:** PRECURVED  
**SWEATBAND:** STAY-DRI



WATER REPELLENT
 WICKING
 UPF PROTECTION

DECORATION SHOWN: FLAT EMBROIDERY


DECORATION LIMITATIONS: 58MM EMBROIDERED HEIGHT



Black      Black/Grey      Khaki/White      Light Navy/Glacier Grey      Light Navy/Navy

# 934 WILDWOOD

**STYLE:** 6 PANEL  
**FIT:** ADJ. HOOK-AND-LOOP W/ D-RING  
**PROFILE:** RELAXED UNSTRUCTURED  
**FABRIC:** NYLON  
**VISOR:** SOFT FLEX  
**SWEATBAND:** STAY-DRI



WATER REPELLENT
 PACKABLE/FLOATABLE
 WICKING
 UPF PROTECTION

**DECORATION SHOWN:** HEAT PRESSED GENUINE LEATHER  
**DECORATION LIMITATIONS:** 56MM EMBROIDERED HEIGHT, 3D EMBROIDERY NOT RECOMMENDED ON UNSTRUCTURED PROFILE



Black

Charcoal

Glacier Grey

Olive

# 935 ROGUE

**STYLE:** 6 PANEL  
**FIT:** ADJ. NYLON WOVEN STRAPBACK  
**PROFILE:** RELAXED UNSTRUCTURED  
**FABRIC:** NYLON/POLYESTER  
**VISOR:** SOFT FLEX  
**SWEATBAND:** STAY-DRI



 PACKABLE/FLOATABLE
  WICKING

**DECORATION SHOWN:** WOVEN PATCH

**DECORATION LIMITATIONS:** 56MM EMBROIDERED HEIGHT, NO SIDE/BACK DECORATION, 3D EMBROIDERY NOT RECOMMENDED ON UNSTRUCTURED PROFILE



Black

Black/Charcoal

Cardinal

Charcoal/Cyan

Khaki

Navy

Olive

Teal/Orange

Texas Orange/Khaki

# 936 ASTORIA

**STYLE:** 6 PANEL  
**FIT:** R-FLEX  
**PROFILE:** CASUAL STRUCTURED  
**FABRIC:** 97% POLYESTER, 3% SPANDEX  
**VISOR:** PRECURVED  
**SWEATBAND:** STAY-DRI PERFORMANCE



 WATER REPELLENT
  WICKING
  UPF PROTECTION
  NO BUTTON


**DECORATION SHOWN:** GENUINE DEBOSSSED LEATHER  
**DECORATION LIMITATIONS:** 58MM EMBROIDERED HEIGHT, 3D EMBROIDERY NOT RECOMMENDED ON UNSTRUCTURED PROFILE



Black      Dark Olive      Navy      Teal

# 938 ORE.

**STYLE:** 6 PANEL  
**FIT:** ADJ. NYLON WOVEN STRAPBACK  
**PROFILE:** RELAXED UNSTRUCTURED  
**FABRIC:** SOFT WASHED COTTON TWILL  
**VISOR:** PRECURVED  
**SWEATBAND:** STAY-DRI



 UPF PROTECTION

**DECORATION SHOWN:** FLAT EMBROIDERY

**DECORATION LIMITATIONS:** 56MM EMBROIDERED HEIGHT, 3D EMBROIDERY NOT RECOMMENDED ON UNSTRUCTURED PROFILE



Charcoal

Grey

Legion Blue

Lodén

Tan

Toast

# 942 SAHALIE

**STYLE:** 6 PANEL  
**FIT:** ADJ. MICRO HOOK-AND-LOOP W/ D-RING  
**PROFILE:** CASUAL STRUCTURED  
**FABRIC:** NYLON  
**VISOR:** PRECURVED  
**SWEATBAND:** STAY-DRI



💧 WATER REPELLENT ☀️ UPF PROTECTION 50+

DECORATION SHOWN: FLAT EMBROIDERY

DECORATION LIMITATIONS: 56MM EMBROIDERED HEIGHT



Charcoal

Moss

White

# 944 BEND

**STYLE:** 6 PANEL  
**FIT:** ADJ. NYLON WOVEN STRAPBACK  
**PROFILE:** ONE PANEL UNSTRUCTURED  
**FABRIC:** 100% BLOCKED KNIT POLYESTER  
**VISOR:** PRECURVED  
**SWEATBAND:** COTTON



**DECORATION SHOWN:** BACK WOVEN CLIP LABEL  
**DECORATION LIMITATIONS:** FRONT DECORATION NOT AVAILABLE



Brown

Charcoal

Stone

# 112FP FIVE PANEL PINCH TRUCKER

**STYLE:** 5 PANEL  
**FIT:** ADJ. SNAPBACK  
**PROFILE:** MID-PRO  
**FABRIC:** TWILL/POLY MESH  
**VISOR:** PRECURVED  
**SWEATBAND:** COTTON



**DECORATION SHOWN:** SUBLIMATED PATCH  
**DECORATION LIMITATIONS:** 56MM EMBROIDERED HEIGHT





# 113 FOAMIE PINCH TRUCKER

**STYLE:** 5 PANEL  
**FIT:** ADJ. SNAPBACK  
**PROFILE:** CASUAL STRUCTURED  
**FABRIC:** FOAM/POLY MESH  
**VISOR:** FLAT  
**SWEATBAND:** COTTON



**DECORATION SHOWN:** FULL COLOR TRANSFER  
**DECORATION LIMITATIONS:** 60MM EMBROIDERED HEIGHT, HEAT TRANSFER DESIGNS MUST BE UNDER 127MM (5") WIDE



# 163 LASER CUT FIVE PANEL PINCH TRUCKER

**STYLE:** 5 PANEL  
**FIT:** ADJ. SNAPBACK  
**PROFILE:** MID-PRO  
**FABRIC:** TWILL/POLY MESH  
**VISOR:** PRECURVED  
**SWEATBAND:** COTTON



**DECORATION SHOWN:** 3D EMBROIDERY  
**DECORATION LIMITATIONS:** 56MM EMBROIDERED HEIGHT



Black/Charcoal/Orange    Black/Charcoal/Red    Black/Light Grey/Light Grey    Charcoal/Light Grey/Light Grey    Dark Green/Light Grey/Light Grey    Kelly/White/Yellow    Navy/Light Grey/Light Grey    Navy/White/Red    Red/Light Grey/Light Grey    Royal/Light Grey/Light Grey    Royal/White/Red    White/Light Grey/Light Grey

# 213 LOW PRO FOAMIE PINCH TRUCKER

**STYLE:** 5 PANEL  
**FIT:** ADJ. SNAPBACK  
**PROFILE:** CASUAL STRUCTURED  
**FABRIC:** FOAM/POLY MESH  
**VISOR:** PRECURVED  
**SWEATBAND:** COTTON



**DECORATION SHOWN:** SUBLIMATED PATCH  
**DECORATION LIMITATIONS:** 56MM EMBROIDERED HEIGHT, HEAT TRANSFER DESIGNS MUST BE UNDER 127MM (5") WIDE



Black/Charcoal/Black   Charcoal/Black/Black   Red/White/Royal   White/Black/Black   White/Navy/Navy

# 217 MACLEAY

**STYLE:** 5 PANEL  
**FIT:** ADJ. NYLON WOVEN STRAPBACK  
**SIZE:** OSFM, YOUTH  
**PROFILE:** CASUAL STRUCTURED  
**FABRIC:** TWILL  
**VISOR:** FLAT  
**SWEATBAND:** COTTON



 UPF PROTECTION

**DECORATION SHOWN:** FLAT EMBROIDERY

**DECORATION LIMITATIONS:** 45MM EMBROIDERED HEIGHT



Army Olive

Berry

Black [M]

Dark Loden/Biscuit

Green Camo [M]

Heather Grey [M]

Heather Grey/Black

Light Navy

[M] = Available in youth size.

# 255 PINCH FRONT SNAPBACK

**STYLE:** 5 PANEL  
**FIT:** ADJ. SNAPBACK  
**SIZE:** OSFM, YOUTH  
**PROFILE:** MID PRO  
**FABRIC:** TWILL  
**VISOR:** FLAT  
**SWEATBAND:** COTTON



**DECORATION SHOWN:** SUBLIMATED PATCH  
**DECORATION LIMITATIONS:** 56MM EMBROIDERED HEIGHT



Army Olive

Berry

Biscuit

Black **M**

Flint Grey

Green Camo

Heather Grey **M**

Navy

**M** = Available in youth size.

# 256 UMPQUA

**STYLE:** 5 PANEL  
**FIT:** ADJ. SNAPBACK  
**PROFILE:** CASUAL STRUCTURED  
**FABRIC:** COTTON/NYLON  
**VISOR:** FLAT  
**SWEATBAND:** COTTON



 UPF PROTECTION

**DECORATION SHOWN:** HEAT PRESSED FELT APPLIQUE  
**DECORATION LIMITATIONS:** 56MM EMBROIDERED HEIGHT



Birch/Black    Biscuit/Black    Black    Cardinal/White    Charcoal/White    Dark Orange/Black    Loden/Gold    Navy/Red    Navy/White    Pale Peach/Maroon    Red/White    White/Black

# 436 SANTIAM

**STYLE:** 5 PANEL  
**FIT:** ADJ. CLOTH HIDEAWAY BACKSTRAP  
**PROFILE:** RELAXED UNSTRUCTURED  
**FABRIC:** WAXED COTTON  
**VISOR:** PRECURVED  
**SWEATBAND:** COTTON



**DECORATION SHOWN:** WOVEN PATCH  
**DECORATION LIMITATIONS:** 56MM EMBROIDERED HEIGHT, NO HEAT PRESS DECORATION, NO GENUINE LEATHER, 3D EMBROIDERY NOT RECOMMENDED ON UNSTRUCTURED PROFILE



Brown

Dark Tan

Light Navy

Olive

# 930 TROUTDALE

**STYLE:** 5 PANEL  
**FIT:** ADJ. SNAPBACK  
**PROFILE:** CASUAL STRUCTURED  
**FABRIC:** COTTON CORDUROY/POLY MESH  
**VISOR:** PRECURVED  
**SWEATBAND:** COTTON



**DECORATION SHOWN:** SUBLIMATED PATCH

**DECORATION LIMITATIONS:** 56MM EMBROIDERED HEIGHT, HEAT PRESS DECORATION NOT RECOMMENDED ON CORDUROY



Amber Gold/Navy

Black/Charcoal

Brown/Sand

Light Blue/Sand

Light Grey/Black

Navy



# 932 PCT

**STYLE:** 5 PANEL  
**FIT:** ADJ. MICRO HOOK-AND-LOOP W/ D-RING  
**PROFILE:** RELAXED UNSTRUCTURED  
**FABRIC:** NYLON/POLYESTER  
**VISOR:** SOFT FLEX  
**SWEATBAND:** STAY-DRI



WATER REPELLENT    PACKABLE/FLOATABLE    WICKING    UPF PROTECTION

**DECORATION SHOWN:** FULL COLOR TRANSFER

**DECORATION LIMITATIONS:** 45MM EMBROIDERED HEIGHT, 3D EMBROIDERY NOT RECOMMENDED ON UNSTRUCTURED PROFILE



Black    Blue Tint/Grey    Grey/Glacier Grey    Light Jade/Charcoal    Maroon/Glacier Grey    Navy    Orange/Charcoal    Smoke Blue/Charcoal

# 939 BACHELOR

**STYLE:** 5 PANEL  
**FIT:** ADJ. SNAPBACK  
**PROFILE:** RELAXED UNSTRUCTURED  
**FABRIC:** SOFT WASHED COTTON/POLY MESH  
**VISOR:** PRECURVED  
**SWEATBAND:** COTTON



**DECORATION SHOWN:** FULL COLOR TRANSFER  
**DECORATION LIMITATIONS:** 56MM EMBROIDERED HEIGHT, 3D EMBROIDERY NOT RECOMMENDED ON UNSTRUCTURED PROFILE



# 168 7 PANEL TRUCKER

**STYLE:** 7 PANEL  
**FIT:** ADJ. SNAPBACK  
**PROFILE:** FULL-PRO  
**FABRIC:** TWILL/POLY MESH  
**VISOR:** FLAT  
**SWEATBAND:** COTTON



**DECORATION SHOWN:** HEAT PRESSED SUBLIMATED PATCH  
**DECORATION LIMITATIONS:** 63.5MM EMBROIDERED HEIGHT



Black    Black/Green Camo/Loden    Brown/Khaki    Charcoal/Black    Charcoal/Black/White    Charcoal/Burnt Orange/Black    Charcoal/Old Gold    Dark Green/Black    Heather Grey/Black    Pale Khaki/Brown    Pale Khaki/Loden    Red/Black    Royal/Black

# 257 7 PANEL TWILL STRAPBACK

**STYLE:** 7 PANEL  
**FIT:** ADJ. LEATHER STRAPBACK  
**PROFILE:** FULL-PRO  
**FABRIC:** CHINO TWILL  
**VISOR:** FLAT  
**SWEATBAND:** COTTON



**DECORATION SHOWN:** SILICONE TRANSFER  
**DECORATION LIMITATIONS:** 63.5MM EMBROIDERED HEIGHT



# 937 PIONEER

**STYLE:** 7 PANEL  
**FIT:** ADJ. SNAPBACK  
**PROFILE:** FULL-PRO  
**FABRIC:** WAXED/OIL CLOTH  
**VISOR:** PRECURVED  
**SWEATBAND:** COTTON



WATER REPELLENT UPF PROTECTION

DECORATION SHOWN: GENUINE ETCHED LEATHER  
DECORATION LIMITATIONS: 63.5MM EMBROIDERED HEIGHT, NO HEAT PRESS DECORATION



Buck Dark Olive

# R15 SOLID BEANIE

**STYLE:** BEANIE  
**FIT:** ONE SIZE FITS MOST  
**PROFILE:** 4 TOPSEAM KNIT  
**FABRIC:** 100% ACRYLIC

**DECORATION SHOWN:** SUBLIMATED PATCH, BACK WOVEN CLIP LABEL  
**DECORATION LIMITATIONS:** 60MM EMBROIDERED HEIGHT



# R16 TWO COLOR BEANIE

**STYLE:** BEANIE  
**FIT:** ONE SIZE FITS MOST  
**PROFILE:** 4 TOPSEAM KNIT  
**FABRIC:** 100% ACRYLIC

**DECORATION SHOWN:** WOVEN CLIP LABEL  
**DECORATION LIMITATIONS:** 60MM EMBROIDERED HEIGHT, NO HEAT PRESS DECORATION



# R18 SOLID BEANIE W/ CUFF

**STYLE:** BEANIE  
**FIT:** ONE SIZE FITS MOST  
**PROFILE:** 4 TOPSEAM KNIT  
**FABRIC:** 100% ACRYLIC

**DECORATION SHOWN:** SUBLIMATED PATCH, BACK WOVEN CLIP LABEL  
**DECORATION LIMITATIONS:** 60MM EMBROIDERED HEIGHT





# R20 MICROFLEECE BEANIE

**STYLE:** BEANIE  
**FIT:** ONE SIZE FITS MOST  
**PROFILE:** 4 TOPSEAM KNIT  
**FABRIC:** 100% POLYESTER

**DECORATION SHOWN:** FLAT EMBROIDERY  
**DECORATION LIMITATIONS:** 45MM EMBROIDERED HEIGHT, NO HEAT PRESS DECORATION



# R22 MICROFLEECE HEADBAND

**STYLE:** BEANIE  
**FIT:** ONE SIZE FITS MOST  
**PROFILE:** HEADBAND  
**FABRIC:** 100% POLYESTER

**DECORATION SHOWN:** SUBLIMATED PATCH, BACK WOVEN CLIP LABEL  
**DECORATION LIMITATIONS:** 60MM EMBROIDERED HEIGHT



# 120 PREMIUM BASIC BEANIE

**STYLE:** BEANIE  
**FIT:** ONE SIZE FITS MOST  
**PROFILE:** 4 TOPSEAM KNIT  
**FABRIC:** PREMIUM POWER STRETCH MICROFLEECE

**R·ACTIVE**

**DECORATION SHOWN:** FLAT EMBROIDERY

**DECORATION LIMITATIONS:** 45MM EMBROIDERED HEIGHT, NO HEAT PRESS DECORATION



Black

Charcoal

# 121 CAMO MICROFLEECE BEANIE

**STYLE:** BEANIE  
**FIT:** ONE SIZE FITS MOST  
**PROFILE:** 4 TOPSEAM KNIT  
**FABRIC:** PREMIUM POWER STRETCH MICROFLEECE

**DECORATION SHOWN:** FLAT EMBROIDERY  
**DECORATION LIMITATIONS:** 45MM EMBROIDERED HEIGHT, NO HEAT PRESS DECORATION



Mossy Oak Break-Up Country   Realtree Edge   Realtree Max-5   Realtree Max-7

# 130 MARLED BEANIE

**STYLE:** BEANIE  
**FIT:** ONE SIZE FITS MOST  
**PROFILE:** 6 TOPSEAM KNIT  
**FABRIC:** 100% ACRYLIC

**DECORATION SHOWN:** GENUINE ETCHED LEATHER  
**DECORATION LIMITATIONS:** 45MM EMBROIDERED HEIGHT, NO HEAT PRESS DECORATION



# 134 STRIPED BEANIE W/ CUFF & POM

**STYLE:** BEANIE  
**FIT:** ONE SIZE FITS MOST  
**PROFILE:** 6 TOPSEAM KNIT  
**FABRIC:** 100% ACRYLIC

**DECORATION SHOWN:** 3D EMBROIDERY  
**DECORATION LIMITATIONS:** 60MM EMBROIDERED HEIGHT, NO HEAT PRESS DECORATION



Black/Gold/White   Black/Grey/White   Black/Red/White   Cardinal/Black/White   Dark Green/Black/White   Maroon/Black/White   Navy/Coi Blue/White   Navy/Grey/White   Navy/Red/White   Purple/Black/White   Red/Black/White   Royal/Black/White

# 135 SHORT POM

**STYLE:** BEANIE  
**FIT:** ONE SIZE FITS MOST  
**PROFILE:** 6 TOPSEAM KNIT  
**FABRIC:** 100% ACRYLIC

**DECORATION SHOWN:** WOVEN PATCH  
**DECORATION LIMITATIONS:** 60MM EMBROIDERED HEIGHT, NO HEAT PRESS DECORATION



# 137 HEATHERED BEANIE W/ CUFF

**STYLE:** BEANIE  
**FIT:** ONE SIZE FITS MOST  
**PROFILE:** 4 TOPSEAM KNIT  
**FABRIC:** 80% ACRYLIC/20% POLYESTER

**DECORATION SHOWN:** WOVEN PATCH  
**DECORATION LIMITATIONS:** 60MM EMBROIDERED HEIGHT, NO HEAT PRESS DECORATION





# 139RE RECYCLED KNIT

**STYLE:** BEANIE  
**FIT:** ONE SIZE FITS MOST  
**PROFILE:** 4 TOPSEAM KNIT  
**FABRIC:** 97% RECYCLED POLYESTER/3% SPANDEX

 RECYCLED POLYESTER

**DECORATION SHOWN:** FAUX ETCHED LEATHER CLIP LABEL

**DECORATION LIMITATIONS:** 60MM EMBROIDERED HEIGHT, NO HEAT PRESS DECORATION



Birch    Black    Charcoal    Grey    Loden    Navy

# 141 CHUNK TWIST BEANIE W/ CUFF & POM

**STYLE:** BEANIE  
**FIT:** ONE SIZE FITS MOST  
**PROFILE:** SLOUCH  
**FABRIC:** 100% ACRYLIC

**DECORATION SHOWN:** METALLIC FAUX ETCHED LEATHER  
**DECORATION LIMITATIONS:** NO EMBROIDERY, NO HEAT PRESS DECORATION



# 142 PREMIUM MICROFLEECE HEADBAND

**STYLE:** BEANIE  
**FIT:** ONE SIZE FITS MOST  
**PROFILE:** HEADBAND  
**FABRIC:** PREMIUM POWER STRETCH MICROFLEECE

**R·ACTIVE**

**DECORATION SHOWN:** FLAT EMBROIDERY

**DECORATION LIMITATIONS:** 30MM EMBROIDERED HEIGHT, NO HEAT PRESS DECORATION



Black

# 143 CHUNK CABLE BEANIE W/ CUFF & POM

**STYLE:** BEANIE  
**FIT:** ONE SIZE FITS MOST  
**PROFILE:** SLOUCH  
**FABRIC:** 100% ACRYLIC

**DECORATION SHOWN:** RUBBER PATCH  
**DECORATION LIMITATIONS:** NO EMBROIDERY, NO HEAT PRESS DECORATION



# 144 PREMIUM POWER STRETCH BEANIE

**STYLE:** BEANIE  
**FIT:** ONE SIZE FITS MOST  
**PROFILE:** STYLIZED SEAM CONSTRUCTION  
**FABRIC:** PREMIUM POWER STRETCH MICROFLEECE

**R·ACTIVE**

**DECORATION SHOWN:** FLAT EMBROIDERY  
**DECORATION LIMITATIONS:** 20MM EMBROIDERED HEIGHT, NO HEAT PRESS DECORATION



Black

# 145 SCRUNCH BEANIE

**STYLE:** BEANIE  
**FIT:** ONE SIZE FITS MOST  
**PROFILE:** SLOUCH  
**FABRIC:** 100% ACRYLIC

**DECORATION SHOWN:** WOVEN LABEL  
**DECORATION LIMITATIONS:** NO EMBROIDERY, NO HEAT PRESS DECORATION



# 146 WAFFLE KNIT W/ CUFF

**STYLE:** BEANIE  
**FIT:** ONE SIZE FITS MOST  
**PROFILE:** 4 TOPSEAM KNIT  
**FABRIC:** 100% ACRYLIC

**DECORATION SHOWN:** FAUX ETCHED LEATHER  
**DECORATION LIMITATIONS:** 45MM EMBROIDERED HEIGHT, NO HEAT PRESS DECORATION



# 147 SLOUCH KNIT BEANIE

**STYLE:** BEANIE  
**FIT:** ONE SIZE FITS MOST  
**PROFILE:** SLOUCH  
**FABRIC:** 100% ACRYLIC

**DECORATION SHOWN:** GENUINE ETCHED LEATHER CLIP LABEL  
**DECORATION LIMITATIONS:** 45MM EMBROIDERED HEIGHT, NO HEAT PRESS DECORATION





# 148 HEATHER BEANIE W/ CUFF & POM

**STYLE:** BEANIE  
**FIT:** ONE SIZE FITS MOST  
**PROFILE:** 6 TOPSEAM KNIT  
**FABRIC:** 100% ACRYLIC

**DECORATION SHOWN:** GENUINE ETCHED LEATHER  
**DECORATION LIMITATIONS:** 35MM EMBROIDERED HEIGHT (TO STAY WITHIN STRIPES), NO HEAT PRESS DECORATION



# 149 SUPER SLOUCH KNIT BEANIE

**STYLE:** BEANIE  
**FIT:** ONE SIZE FITS MOST  
**PROFILE:** SLOUCH  
**FABRIC:** 100% ACRYLIC

**DECORATION SHOWN:** WOVEN CLIP LABEL  
**DECORATION LIMITATIONS:** 45MM EMBROIDERED HEIGHT, NO HEAT PRESS DECORATION



# 154 MERINO WOOL KNIT

**STYLE:** BEANIE  
**FIT:** ONE SIZE FITS MOST  
**PROFILE:** BACK SEAM KNIT  
**FABRIC:** 64% ACRYLIC/22% WOOL/14% NYLON

**DECORATION SHOWN:** GENUINE ETCHED LEATHER  
**DECORATION LIMITATIONS:** 60MM EMBROIDERED HEIGHT, NO HEAT PRESS DECORATION



# 157 SPECKLED KNIT


**STYLE:** BEANIE  
**FIT:** ONE SIZE FITS MOST  
**PROFILE:** SLOUCH  
**FABRIC:** 95% ACRYLIC/5% POLY

**DECORATION SHOWN:** WOVEN CLIP LABEL  
**DECORATION LIMITATIONS:** NO EMBROIDERY, NO HEAT PRESS DECORATION



# R45 GARMENT WASHED VISOR

**STYLE:** VISOR  
**FIT:** D-RING ADJ. HOOK-AND-LOOP  
**PROFILE:** VISOR 2¼" FRONT PANEL  
**FABRIC:** 100% COTTON TWILL  
**VISOR:** PRECURVED  
**SWEATBAND:** COTTON



**DECORATION SHOWN:** FLAT EMBROIDERY  
**DECORATION LIMITATIONS:** 32MM EMBROIDERED HEIGHT, NO BACK EMBROIDERY



# 159 LITE RUNNING VISOR


**STYLE:** VISOR  
**FIT:** D-RING ADJ. HOOK-AND-LOOP  
**PROFILE:** VISOR 2" FRONT PANEL  
**FABRIC:** LIGHTWEIGHT PERFORMANCE  
**VISOR:** PRECURVED  
**SWEATBAND:** STAY-DRI



## R·ACTIVE LT

**DECORATION SHOWN:** WOVEN LABEL

**DECORATION LIMITATIONS:** 32MM EMBROIDERED HEIGHT, NO SIDE/BACK EMBROIDERY, 3D EMBROIDERY NOT RECOMMENDED ON LIGHTWEIGHT FABRIC



Black/Charcoal

Charcoal/Black

Navy/Charcoal

Red/Charcoal

Royal/Charcoal

White/Charcoal

# 160 LITE PERFORMANCE VISOR

**STYLE:** VISOR  
**FIT:** D-RING ADJ. HOOK-AND-LOOP  
**PROFILE:** VISOR 2" FRONT PANEL  
**FABRIC:** LIGHTWEIGHT PERFORMANCE  
**VISOR:** PRECURVED  
**SWEATBAND:** STAY-DRI



**R·ACTIVE LT**

**DECORATION SHOWN:** FLAT EMBROIDERY  
**DECORATION LIMITATIONS:** 32MM EMBROIDERED HEIGHT, 3D EMBROIDERY NOT RECOMMENDED ON LIGHTWEIGHT FABRIC



# 707 PULSE VISOR W/ PRO MESH

**STYLE:** VISOR  
**FIT:** ADJ. HOOK-AND-LOOP  
**PROFILE:** VISOR 2" FRONT PANEL  
**FABRIC:** PERFORMANCE/PRO MESH  
**VISOR:** PRECURVED  
**S-BAND:** STAY-DRI



**R·ACTIVE**

**DECORATION SHOWN:** FLAT EMBROIDERY

**DECORATION LIMITATIONS:** 32MM EMBROIDERED HEIGHT, NO SIDE/BACK EMBROIDERY



Black

Cardinal

Dark Green

Grey

Kelly

Maroon

Navy

Purple

Red

Royal



# 709 SOFTBALL VISOR

**STYLE:** VISOR  
**FIT:** ADJ. MICRO HOOK-AND-LOOP W/D-RING  
**PROFILE:** VISOR 2" FRONT PANEL  
**FABRIC:** PERFORMANCE  
**VISOR:** PRECURVED  
**SWEATBAND:** STAY-DRI PERFORMANCE



**LITE... R-ACTIVE**

**DECORATION SHOWN:** FLAT EMBROIDERY  
**DECORATION LIMITATIONS:** 30MM EMBROIDERED HEIGHT, NO BACK EMBROIDERY



Black Charcoal Dark Green Maroon Navy Purple Red Royal Sky Blue Slate Stone White

# 712 TRUCKER VISOR

**STYLE:** VISOR  
**FIT:** ADJ. SNAPBACK  
**PROFILE:** VISOR 2" FRONT PANEL  
**FABRIC:** TWILL/POLY MESH  
**VISOR:** PRECURVED  
**SWEATBAND:** COTTON



**DECORATION SHOWN:** GENUINE ETCHED LEATHER  
**DECORATION LIMITATIONS:** 32MM EMBROIDERED HEIGHT, NO BACK EMBROIDERY



Black/Charcoal    Black/White    Charcoal/White    Heather Grey/Black    Khaki/Coffee    Navy/White    Red/White    Royal/White

# 715 CLASSIC GOLF VISOR

**STYLE:** VISOR  
**FIT:** ADJ. CLOTH BACKSTRAP  
**PROFILE:** VISOR 3" FRONT PANEL  
**FABRIC:** HEAVYWEIGHT CHINO TWILL  
**VISOR:** PRECURVED  
**SWEATBAND:** STAY-DRI



**DECORATION SHOWN:** FLAT EMBROIDERY  
**DECORATION LIMITATIONS:** 45MM EMBROIDERED HEIGHT, , NO SIDE/BACK EMBROIDERY



# 740 PRO MESH VISOR

**STYLE:** VISOR  
**FIT:** ADJ. HOOK-AND-LOOP  
**SIZE:** SM, MD-LG  
**PROFILE:** VISOR 2" FRONT PANEL  
**FABRIC:** PRO MESH  
**VISOR:** PRECURVED  
**SWEATBAND:** COTTON



**DECORATION SHOWN:** FLAT EMBROIDERY  
**DECORATION LIMITATIONS:** 35MM EMBROIDERED HEIGHT, NO BACK EMBROIDERY



# 775 TWILL W/ CONTRASTING STITCHING

**STYLE:** VISOR  
**FIT:** ADJ. HOOK-AND-LOOP  
**PROFILE:** VISOR 2" FRONT PANEL  
**FABRIC:** 100% COTTON TWILL  
**VISOR:** PRECURVED  
**SWEATBAND:** COTTON



**DECORATION SHOWN:** FLAT EMBROIDERY

**DECORATION LIMITATIONS:** 32MM EMBROIDERED HEIGHT, NO BACK EMBROIDERY



Charcoal/Black

Charcoal/Cardinal

Charcoal/Dark Green

Charcoal/Kelly

Charcoal/Maroon

Charcoal/Navy

Charcoal/Orange

Charcoal/Purple

Charcoal/Red

Charcoal/Royal

Charcoal/Vegas Gold

# 848 TWILL CAMO VISOR

**STYLE:** VISOR  
**FIT:** ADJ. HOOK-AND-LOOP  
**PROFILE:** VISOR 2" FRONT PANEL  
**FABRIC:** TWILL  
**VISOR:** PRECURVED  
**SWEATBAND:** COTTON



**DECORATION SHOWN:** WOVEN LABEL  
**DECORATION LIMITATIONS:** 32MM EMBROIDERED HEIGHT, NO BACK EMBROIDERY



# 810 LITE WIDE BRIM HAT

**STYLE:** BRIMMED  
**FIT:** ONE SIZE FITS MOST  
**PROFILE:** WIDE BRIM  
**FABRIC:** LIGHTWEIGHT PERFORMANCE  
**VISOR:** 2½" BRIM  
**SWEATBAND:** STAY-DRI



**R·ACTIVE LT** ☀️ UPF PROTECTION 35+

**DECORATION SHOWN:** FLAT EMBROIDERY  
**DECORATION LIMITATIONS:** 45MM EMBROIDERED HEIGHT, NO SIDE/BACK EMBROIDERY, 3D EMBROIDERY NOT RECOMMENDED ON LIGHTWEIGHT MATERIAL



# 822 STRAW SAFARI

**STYLE:** BRIMMED  
**FIT:** ONE SIZE FITS MOST  
**PROFILE:** SAFARI  
**FABRIC:** 100% SEAGRASS STRAW  
**VISOR:** 3" BRIM  
**SWEATBAND:** COMFORT STRETCH



**DECORATION SHOWN:** FLAT EMBROIDERY  
**DECORATION LIMITATIONS:** 45MM EMBROIDERED HEIGHT



Black      Khaki      Maroon      Navy      Red      Royal      White



# 824 CLASSIC GAMBLER

**STYLE:** BRIMMED  
**FIT:** ONE SIZE FITS MOST  
**PROFILE:** SAFARI  
**FABRIC:** 100% TOYO STRAW  
**VISOR:** 3" BRIM  
**SWEATBAND:** COMFORT STRETCH



**DECORATION SHOWN:** GENUINE ETCHED LEATHER  
**DECORATION LIMITATIONS:** 45MM EMBROIDERED HEIGHT



Black

Khaki

Maroon

Navy

Red

Royal

White

# 827 WATERMAN

**STYLE:** BRIMMED  
**FIT:** ONE SIZE FITS MOST  
**PROFILE:** RANCH  
**FABRIC:** 100% STRAW  
**VISOR:** 4½" BRIM  
**SWEATBAND:** COMFORT STRETCH



**DECORATION SHOWN:** SUBLIMATED PATCH, BACK WOVEN CLIP LABEL  
**DECORATION LIMITATIONS:** 60MM EMBROIDERED HEIGHT

# 828 LINED WATERMAN

**STYLE:** BRIMMED  
**FIT:** ONE SIZE FITS MOST  
**PROFILE:** RANCH  
**FABRIC:** 100% STRAW/COTTON LINING  
**VISOR:** 4½" BRIM  
**SWEATBAND:** COMFORT STRETCH



**DECORATION SHOWN:** WOVEN PATCH  
**DECORATION LIMITATIONS:** 58MM DECORATION HEIGHT, NO EMBROIDERY/LEATHER/  
LABELS/HEAT PRESS DECORATION




Natural/USA Flag

Olive/Green Camo

# 910 SUNRIVER

**STYLE:** BRIMMED  
**FIT:** FITTED  
**SIZE:** SM-MD, MD-LG  
**PROFILE:** WIDE-BRIM  
**FABRIC:** NYLON  
**VISOR:** FRONT: 3¾", BACK: 4¼"  
**SWEATBAND:** STAY-DRI



 WATER REPELLENT
  UPF PROTECTION 50+

**DECORATION SHOWN:** WOVEN LABEL

**DECORATION LIMITATIONS:** 50MM EMBROIDERED HEIGHT, NO SIDE/BACK DECORATION, 3D EMBROIDERY NOT RECOMMENDED ON LIGHTWEIGHT MATERIAL



Charcoal/Black

Moss/Charcoal

White/Charcoal

MODEL#	PAGE	MODEL#	PAGE	MODEL#	PAGE	MODEL#	PAGE
PTS20 <b>Y</b>	2	146	111	380	48	930	88
PTS20M	3	147	112	382	49	931	72
PTS30	4	148	113	414	50	932	89
PTS50	5	149	114	420	51	933	73
PTS65	6	154	115	435	52	934	74
R15	94	155	23	436	87	935	75
R16	95	157	116	485	53	936	76
R18	96	159	118	487	53	937	93
R20	97	160	119	495	54	938	77
R22	98	163	82	510	55	939	90
R45	117	168	91	511	56	942	78
R55	7	172	24	514	57	944	79
R65	8	173	25	585	58		
R75	9	174	26	634	59		
R78	10	176	27	643	60		
R93	11	185	28	653	60		
110	12	203	29	707	120		
111 <b>S</b>	13	211	30	709	121		
111P	14	212	31	712	122		
112 <b>Y S XL</b>	15-16	213	83	715	123		
112FP	80	214	32	740	124		
112P <b>S</b>	17	217 <b>Y</b>	84	775	125		
112+	18	220	33	810	127		
112PM	19	222	34	822	128		
112RE	20	224RE	35	824	129		
113	81	225	36	827	130		
115	21	227	37	828	131		
115CH	22	252 <b>Y</b>	38	840	61		
120	99	252L	39	843	62		
121	100	253	40	844	63		
130	101	254RE	41	848	126		
134	102	255 <b>Y</b>	85	862	64		
135	103	256	86	863	65		
137	104	257	92	865	66		
139RE	105	275	42	870	67		
141	106	309	43	874	68		
142	107	312	44	882	69		
143	108	320	45	883	70		
144	109	320T	46	884	71		
145	110	324	47	910	132		

***RICHARDSON***<sup>®</sup>

P.O. BOX 71130 Springfield, OR 97475  
[www.richardsonsports.com](http://www.richardsonsports.com)

