



PRODUCT LINE CATALOG | DECORATION GUIDE | 2023

WEAR THE BEST™



HEADWEAR STYLES



This is your guide to Richardson headwear styles. We group our headwear product line into style categories that are based on the general construction, profile, and shape of each model.

6 PANEL

PAGE 2

The Classic 6 panel baseball cap is as authentic as the game itself. Available in a wide range of profiles and fit, this traditional cap style is the go-to look for players, fans, and outdoor enthusiasts.



BEANIE

PAGE 29

Also commonly referred to as knits or a Toque, this knitted headwear style is designed primarily for cold weather conditions but is also worn as a fashion accessory. Clip labels or small patches are the best decoration methods for this headwear style.



5 PANEL/PINCH

PAGE 25


The 5 panel is made with a flat or pinched front panel making it the perfect construction for models with a printed front panel. The seamless front panel also makes it one of the easiest cap styles to decorate.



VISOR

PAGE 35

Visors are designed to shield the sun from your eyes and keep your head cool. Small, simple decoration designs work best on this style of headwear.



7 PANEL

PAGE 28

This unique and modern looking style offers a large seamless front panel with a curved top seam. The large seamless front makes this style Ideal for all types of decoration.



BRIMMED

PAGE 38

Brimmed headwear styles are designed for maximum protection from the elements and feature a 360 degree brim. Available with performance fabrics or straw. Well suited for applique or small patch decorations.



CAP PROFILES AND FUNCTIONS



HI-PRO

Retro crown shape with tall front panels and sloped back panels.



FULL-PRO

A traditional Pro Pattern with full shaped front and back panels.



MID-PRO

Our standard Pro Pattern with slightly rounded crown shape.



CASUAL STRUCTURED

Lower profile crown shape with buckram lined front panels.



RELAXED UNSTRUCTURED

Low profile, relaxed crown shape without structure.



STRAW

Our Straw profile comes in three varieties; Ranch, Safari, and Gambler.

R-ACTIVE

LITE ●●

SURGE ▲▲

☀️ UPF PROTECTION

♻️ RECYCLED POLYESTER

🎒 PACKABLE/FLOATABLE

R-ACTIVE LT

PULSE ▲▲

MATRIX ▼▼

💧 WICKING

💧 WATER REPELLENT

🎒 U-FORM VISOR

Performance fabrics for wicking sweat.

🎧 NO BUTTON



DECORATION STYLES




This is your guide to the Richardson decoration styles we offer. Each decoration style offers unique features and the same “Quality in Every Stitch” guarantee that you expect from all Richardson products.

EMBROIDERY

PAGE 40


The classic look of direct embroidery is a proven decoration method commonly used on baseball style caps. Best used for designs with larger design detail and is available with a 3D option.



APPLIQUE

PAGE 45

Twill, felt, woven or printed appliques add a dimensional, stitched on look to your design. This decoration type is well suited for unstructured cap styles and lighter weight fabrics.



PATCHES

PAGE 42


A traditional decoration method reinvented and is now the go to look for style conscious headwear buyers. Patches can deliver a higher level of detail than direct embroidery and are available in sublimated, woven, rubber or embroidered options.



TRANSFERS

PAGE 46


This modern decoration method delivers a very clean look and is ideal for complex and multi-colored designs. Great for our lightweight performance cap styles.



LEATHER

PAGE 44


Our etched or debossed leather applique gives your design a natural, rugged look with a touch of class. Ideal for complex designs with small detail and that look good in a one-color application. Available in natural leather or colored faux leather.



CLIP LABELS

PAGE 48

An understated decoration method that provides a subtle branding touch to knits, caps or hats. Available as a woven label, etched natural leather or faux leather.



CAP SIZING CHART

FITTED	6 3/8*	6 1/2*	6 5/8	6 3/4	6 7/8	7	7 1/8	7 1/4	7 3/8	7 1/2	7 5/8	7 3/4	7 7/8	8
R-FLEX	YOUTH**					SM-MD								
	XS-SM					LG-XL								
	XS-SM PTS20 ONLY													
INCHES	20	20 3/8	20 3/4	21 1/8	21 1/4	22	22 1/8	22 1/4	23	23 1/8	23 1/4	24 1/8	24 1/4	25
CM	51	52	53	54	55	56	57	58	59	60	61	62	63	64

* Size 6 3/8 and 6 1/2 not available in Fitted Caps ** Youth size available in PTS20 only



6 PANEL



PTS20 PULSE R-FLEX **PULSE** **R-ACTIVE** U-FORM VISOR

FIT: R-FLEX
SIZE: Y (6 $\frac{3}{8}$ -6 $\frac{5}{8}$), XS-SM (6 $\frac{5}{8}$ -7), SM-MD (7-7 $\frac{1}{4}$), LG-XL (7 $\frac{3}{8}$ -7 $\frac{5}{8}$)
PROFILE: MID-PRO
FABRIC: PERFORMANCE STRETCH
VISOR: UFORM
S-BAND: STAY-DRI PERFORMANCE



PTS20M PULSE/MESH BACK R-FLEX **PULSE** **R-ACTIVE** U-FORM VISOR

FIT: R-FLEX
SIZE: XS-SM (6 $\frac{5}{8}$ -7), SM-MD (7-7 $\frac{1}{4}$), LG-XL (7 $\frac{3}{8}$ -7 $\frac{5}{8}$)
PROFILE: MID-PRO
FABRIC: PERFORMANCE STRETCH/
SPORTMESH
VISOR: UFORM
S-BAND: STAY-DRI PERFORMANCE



PTS30 LITE R-FLEX **LITE** **R-ACTIVE** U-FORM VISOR

6 PANEL

FIT: R-FLEX
SIZE: XS-SM (6 $\frac{5}{8}$ -7), SM-MD (7-7 $\frac{1}{4}$),
 LG-XL (7 $\frac{3}{8}$ -7 $\frac{7}{8}$)
PROFILE: MID-PRO
FABRIC: PERFORMANCE LITE STRETCH
VISOR: UFORM
S-BAND: STAY-DRI PERFORMANCE



PTS50 MATRIX R-FLEX **MATRIX** **R-ACTIVE** U-FORM VISOR

FIT: R-FLEX
SIZE: XS-SM (6 $\frac{5}{8}$ -7), SM-MD (7-7 $\frac{1}{4}$),
 LG-XL (7 $\frac{3}{8}$ -7 $\frac{7}{8}$)
PROFILE: FULL-PRO
FABRIC: FLAT KNIT POLY
VISOR: UFORM
S-BAND: STAY-DRI PERFORMANCE



PTS65 SURGE FITTED **SURGE** **R-ACTIVE** U-FORM VISOR

FIT: 12 FITTED SIZES
SIZE: IN 1/8 INCREMENTS 6 1/2-8
PROFILE: FULL-PRO
FABRIC: PERFORMANCE POLY-SERGE
VISOR: UFORM
S-BAND: STAY-DRI PERFORMANCE



R55 GARMENT WASHED TWILL

FIT: ADJ. CLOTH HIDEAWAY
PROFILE: RELAXED UNSTRUCTURED
FABRIC: 100% COTTON TWILL
VISOR: PRECURVED
S-BAND: COTTON



R65 RELAXED TWILL

FIT: ADJ. HOOK-AND-LOOP
PROFILE: RELAXED UNSTRUCTURED
FABRIC: 100% COTTON TWILL
VISOR: PRECURVED
S-BAND: COTTON



R75 CASUAL TWILL

FIT: ADJ. HOOK-AND-LOOP
PROFILE: CASUAL STRUCTURED
FABRIC: 100% COTTON TWILL
VISOR: PRECURVED
S-BAND: COTTON



R78 CASUAL SANDWICH VISOR

FIT: ADJ. HOOK-AND-LOOP
PROFILE: CASUAL STRUCTURED
FABRIC: 100% COTTON TWILL
VISOR: PRECURVED
S-BAND: COTTON



R93 CASUAL CAMO

FIT: ADJ. HOOK-AND-LOOP
PROFILE: CASUAL STRUCTURED
FABRIC: 100% COTTON TWILL
VISOR: PRECURVED
S-BAND: COTTON



Upland Camo



Upland

110 R-FLEX TRUCKER

FIT: R-FLEX
SIZE: SM-MD (7-7¼), LG-XL (7½-7¾)
PROFILE: MID-PRO
FABRIC: TWILL/STRETCH POLY MESH
VISOR: PRECURVED
S-BAND: COMFORT STRETCH



111 GARMENT WASHED TRUCKER

FIT: ADJ. SNAPBACK
SIZE: OSFM, SM
PROFILE: RELAXED UNSTRUCTURED
FABRIC: TWILL/POLY MESH
VISOR: PRECURVED
S-BAND: COTTON



[S] = Available **only** in small size.

111P GARMENT WASHED PRINTED TRUCKER

FIT: ADJ. SNAPBACK
SIZE: OSFM
PROFILE: RELAXED UNSTRUCTURED
FABRIC: TWILL/POLY MESH
VISOR: PRECURVED
S-BAND: COTTON



Digital Camo/Light Green Green Camo/Black Kryptek Highlander/Brown Kryptek Typhon/Black Mossy Oak Bottomland/Black
 Mossy Oak Break-Up Country/Black Mossy Oak Country DNA/Black Mossy Oak Habitat/Brown Mossy Oak Obsession/Khaki Realtree Edge/Brown
 Realtree Max-1 XT/Brown Realtree Max-5/Buck Realtree Max-7/Buck Realtree Original/Black Realtree Timber/Black

112 TRUCKER

FIT: ADJ. SNAPBACK
SIZE: OSFM, Y, SM, XL
PROFILE: MID-PRO
FABRIC: TWILL/POLY MESH
VISOR: PRECURVED
S-BAND: COTTON



Solid Black [XL,S,Y] Solid Cardinal Solid Columbia Blue Solid Dark Green [XL,S] Solid Loden
 Solid Navy [XL,S,Y] Solid Orange Solid Purple Solid Quarry Solid Red [XL,S]
 Solid Royal [XL,S] Solid White Split Biscuit/ True Blue Split Black/Charcoal [XL,S] Split Black/Gold



Split Black/Vegas Gold Split Black/White [XL,S] Split Black/Yellow Split Brown/Khaki Split Cardinal/Black Split Cardinal/White Split Caramel/Black Split Chocolate Chip/Birch Split Charcoal/Black Split Charcoal/Col Blue Split Charcoal/Navy
 Split Charcoal/Kelly Split Charcoal/Neon Blue Split Charcoal/Neon Green Split Charcoal/Neon Orange Split Charcoal/Neon Pink Split Charcoal/Neon Yellow Split Charcoal/Orange Split Charcoal/Red Split Charcoal/Royal Split Charcoal/White Split Col Blue/Black
 Split Col Blue/Khaki Split Col Blue/White Split Cyan/White Split Dark Green/Gold Split Dark Green/White Split Dark Green/Yellow Split Heather Grey/Black [XL,S,Y] Split Heather Grey/Dark Green Split Heather Grey/Light Grey Split Heather Grey/Navy Split Heather Grey/Red
 Split Heather Grey/Royal Split Heather Grey/White [XL,S,Y] Split Hot Pink/Black Split Hot Pink/White Split Kelly/Black Split Kelly/White Split Khaki/Burgundy Split Khaki/Coffee Split Khaki/White Split Loden/Black Split Maroon/White
 Split Navy/Caramel Split Navy/Charcoal Split Navy/Khaki Split Navy/Orange Split Navy/Red Split Navy/White [XL,S] Split Orange/Black Split Orange/White Split Purple/White Split Red/Black Split Red/White
 Split Royal/Black Split Royal/Red Split Royal/White Tri Black/White/Heather Grey Tri Black/White/Red Tri Blue Teal/Birch/ Navy Tri Col Blue/White/ Navy Tri Dark Green/White/ Heather Grey Tri Grey/Charcoal/Black Tri Grey/Charcoal/ Navy Tri Heather Grey/Birch/ Amber Gold
 Tri Heather Grey/Birch/ Army Olive Tri Heather Grey/ Cardinal/ Navy Tri Heather Grey/ Charcoal/Dark Orange Tri Heather Grey/ Charcoal/Maroon Tri Heather Grey/ Dark Green/Black Tri Heather Grey/Red/ Black Tri Heather Grey/ Royal/Black Tri Mink Beige/ Charcoal/Amber Gold Tri Navy/White/ Heather Grey Tri Navy/White/Red Tri Orange/White/Black
 Tri Red/White/Black Tri Red/White/ Heather Grey Tri Red/White/ Navy Tri Royal/White/ Heather Grey Tri Royal/White/Red Tri White/Aluminum/ Black Tri White/Aluminum/ Navy Tri White/Col Blue/ Yellow Alternate White/Black Alternate White/ Dark Green Alternate White/Maroon
 Alternate White/Navy Alternate White/Red Alternate White/Royal

[Y] = Available in youth size. [S] = Available in small size. [XL] = Available in extra large size.

112P PRINTED TRUCKER

FIT: ADJ. SNAPBACK
SIZE: OSFM, SM
PROFILE: MID-PRO
FABRIC: TWILL/POLY MESH
VISOR: PRECURVED
S-BAND: COTTON



Desert Camo/Brown Digital Camo/Light Green Digital Camo Black/Charcoal Digital Camo Navy/Charcoal Digital Camo Red/Charcoal
 Digital Camo Royal/Charcoal Green Camo/Black Green Camo/White Kryptek Highlander/Buck Kryptek Inferno/Black
 Kryptek Inferno/Blaze Orange Kryptek Neptune/Black Kryptek Neptune/White Kryptek Pontus/White Kryptek Typhon/Black



Kryptek Typhon/Neon Orange Kryptek Typhon/Neon Pink [S] Kryptek Typhon/Neon Yellow Mossy Oak Blacktip/Charcoal Mossy Oak Bonefish/Light Grey Mossy Oak Bottomland/Loden Mossy Oak Country DNA/Black Mossy Oak Habitat/Brown Mossy Oak Obsession/Khaki Realtree Edge/Brown Realtree Edge/Neon Orange
 Realtree Edge/Neon Pink [S] Realtree Edge/Neon Yellow Realtree Escape/Black Realtree Fishing Light Blue/Navy Realtree Fishing Light Blue/White Realtree Max-1 XT/Brown Realtree Max-7/Buck Realtree Original/Black Realtree Timber/Black Streak Camo Black/Charcoal Streak Camo Navy/White

[S] = Available **only** in small size.

112+ R-FLEX ADJUSTABLE TRUCKER

FIT: R-FLEX ADJ. SNAPBACK
PROFILE: MID-PRO
FABRIC: TWILL/STRETCH POLY MESH
VISOR: PRECURVED
S-BAND: COMFORT STRETCH



Black Black/Graphite Black/White Brown/Khaki Charcoal/Black
 Charcoal/White Heather Grey/Black Heather Grey/White Loden/Black Navy/White

112PM PRINTED MESH TRUCKER

FIT: ADJ. SNAPBACK
PROFILE: MID-PRO
FABRIC: TWILL/POLY MESH
VISOR: PRECURVED
S-BAND: COTTON



Brown/Desert Camo Black/Black-White Fade Dark Green/Dark Green-White Fade Navy/Navy-White Fade Red/Red-White Fade
 Royal/Royal-White Fade Green Camo/Stars & Stripes Heather Grey/Stars & Stripes Loden/Green Camo Silver/Grey Camo
 Mossy Oak DNA/Stars & Stripes

112RE RECYCLED TRUCKER RECYCLED POLYESTER

FIT: ADJ. SNAPBACK
PROFILE: MID-PRO
FABRIC: RECYCLED TWILL/RECYCLED POLY MESH
VISOR: PRECURVED
S-BAND: COTTON



115 LOW PRO TRUCKER

FIT: ADJ. SNAPBACK
SIZE: SM, MD-LG
PROFILE: CASUAL STRUCTURED
FABRIC: TWILL/POLY MESH
VISOR: PRECURVED
S-BAND: COTTON



115CH LOW PRO HEATHER TRUCKER

FIT: ADJ. SNAPBACK
SIZE: SM, MD-LG
PROFILE: CASUAL STRUCTURED
FABRIC: COTTON-POLY JERSEY/POLY MESH
VISOR: PRECURVED
S-BAND: COTTON



155 LITE TRAIL CAP **R:ACTIVE LT** UPF PROTECTION

FIT: D-RING ADJ. HOOK-AND-LOOP
PROFILE: RELAXED UNSTRUCTURED
FABRIC: LIGHTWEIGHT PERFORMANCE
VISOR: PRECURVED
S-BAND: STAY-DRI



172 PULSE SPORTMESH R-FLEX **PULSE** **R:ACTIVE**

FIT: R-FLEX
SIZE: XS-SM (6 $\frac{5}{8}$ -7), SM-MD (7-7 $\frac{1}{4}$),
 LG-XL (7 $\frac{3}{8}$ -7 $\frac{7}{8}$)
PROFILE: MID-PRO
FABRIC: PERFORMANCE STRETCH/
 SPORTMESH
VISOR: PRECURVED
S-BAND: COMFORT STRETCH



173 HOOD RIVER

FIT: R-FLEX ADJ. SNAPBACK
PROFILE: CASUAL STRUCTURED
FABRIC: DELTA SPAN/SPORTMESH
VISOR: PRECURVED
S-BAND: STAY-DRI



174 PERFORMANCE TRUCKER

FIT: ADJ. SNAPBACK
PROFILE: CASUAL STRUCTURED
FABRIC: PERFORMANCE LITE STRETCH/SPORTMESH
VISOR: PRECURVED
S-BAND: STAY-DRI



176 LITE PERFORMANCE CAP **LITE... R-ACTIVE LT**

FIT: ADJ. SNAPBACK
PROFILE: CASUAL STRUCTURED
FABRIC: PERFORMANCE LITE STRETCH
VISOR: PRECURVED
S-BAND: STAY-DRI



185 TWILL R-FLEX

FIT: R-FLEX
SIZE: XS-SM (6½-7), SM-MD (7-7¼), LG-XL (7¾-7⅝)
PROFILE: MID-PRO
FABRIC: COTTON-POLY STRETCH
VISOR: PRECURVED
S-BAND: COMFORT STRETCH



203 BRUSHED CHINO

FIT: ADJ. HOOK-AND-LOOP
PROFILE: CASUAL STRUCTURED
FABRIC: BRUSHED CHINO TWILL
VISOR: PRECURVED
S-BAND: COTTON



211 TUMALO

FIT: ADJ. CLOTH HIDEAWAY BACKSTRAP
PROFILE: RELAXED UNSTRUCTURED
FABRIC: WASHED COTTON TWILL/
 POLY MESH
VISOR: PRECURVED
S-BAND: COTTON



Brown/Khaki Grey/Black Navy/Khaki

212 PRO TWILL SNAPBACK

FIT: ADJ. SNAPBACK
SIZE: SM (6½-7¼), MD-LG (7-7¾)
PROFILE: MID-PRO
FABRIC: COTTON-POLY TWILL
VISOR: PRECURVED
S-BAND: COTTON



Black Blue Teal Cardinal Charcoal Col Blue
 Dark Green Gold Grey Kelly Maroon
 Navy Orange Purple Red Royal



Vegas Gold White Black/Blue Teal Black/Gold Black/Orange Black/Purple Black/Red Black/Royal Blue Teal/Black Dark Green/Gold Grey/Black
 Grey/Navy Grey/Red Grey/Royal Navy/Gold Navy/Red Purple/Black Purple/Gold Red/Black Red/Navy Royal/Gold Royal/Red
 White/Black White/Dark Green White/Navy White/Purple White/Red White/Royal

214 PRO TWILL HOOK-AND-LOOP

FIT: ADJ. HOOK-AND-LOOP
SIZE: SM (6½-7¼), MD-LG (7-7¾)
PROFILE: MID-PRO
FABRIC: COTTON-POLY TWILL
VISOR: PRECURVED
S-BAND: COTTON



Black Blue Teal Cardinal Charcoal Dark Green
 Grey Maroon Navy Orange Purple
 Red Royal White

220 RELAXED LITE **R-ACTIVE LT**  UPF PROTECTION

FIT: D-RING ADJ. HOOK-AND-LOOP
PROFILE: RELAXED UNSTRUCTURED
FABRIC: LIGHTWEIGHT PERFORMANCE
VISOR: PRECURVED
S-BAND: STAY-DRI



222 AIRMESH LITE TRUCKER **R-ACTIVE LT**

FIT: ADJ. HOOK-AND-LOOP
PROFILE: CASUAL STRUCTURED
FABRIC: LIGHTWEIGHT PERFORMANCE/
 AIRMESH
VISOR: PRECURVED
S-BAND: STAY-DRI



224RE RECYCLED PERFORMANCE CAP  RECYCLED POLYESTER

FIT: ADJ. MICRO HOOK-AND-LOOP W/ D-RING
PROFILE: RELAXED UNSTRUCTURED
FABRIC: RECYCLED POLYESTER
VISOR: PRECURVED
S-BAND: STAY-DRI



225 CASUAL LITE **R-ACTIVE LT**  UPF PROTECTION

FIT: ADJ. HOOK-AND-LOOP
PROFILE: CASUAL STRUCTURED
FABRIC: LIGHTWEIGHT PERFORMANCE
VISOR: PRECURVED
S-BAND: STAY-DRI



227 TECH MESH W/ STRETCH

FIT: D-RING ADJ. HOOK-AND-LOOP
PROFILE: CASUAL STRUCTURED
FABRIC: LIGHTWEIGHT PERFORMANCE/
 TECH MESH
VISOR: PRECURVED
S-BAND: STAY-DRI



252 PREMIUM DAD HAT

FIT: ADJ. CLOTH HIDEAWAY BACKSTRAP
 W/ BUCKLE
SIZE: OSFM, YOUTH
PROFILE: RELAXED UNSTRUCTURED
FABRIC: PREMIUM COTTON TWILL
VISOR: PRECURVED
S-BAND: COTTON



[Y] = Available in youth size.

252L PREMIUM LINEN DAD HAT

FIT: ADJ. CLOTH HIDEAWAY BACKSTRAP
 W/ BUCKLE
PROFILE: RELAXED UNSTRUCTURED
FABRIC: COTTON LINEN
VISOR: PRECURVED
S-BAND: COTTON



253 TIMBERLINE ☀️ UPF PROTECTION

FIT: ADJ. SNAPBACK
PROFILE: FULL-PRO
FABRIC: COTTON CORDUROY
VISOR: FLAT
S-BAND: COTTON



254RE ASHLAND  RECYCLED POLYESTER  UPF PROTECTION

FIT: ADJ. CLOTH HIDEAWAY BACKSTRAP W/ BUCKLE

PROFILE: RELAXED UNSTRUCTURED

FABRIC: RECYCLED POLY TWILL

VISOR: PRECURVED

S-BAND: COTTON



275 CHARCOAL SPLIT COLOR

FIT: ADJ. HOOK-AND-LOOP

PROFILE: CASUAL STRUCTURED

FABRIC: 100% COTTON TWILL

VISOR: PRECURVED

S-BAND: COTTON



309 CANVAS DUCK CLOTH

FIT: ADJ. HOOK-AND-LOOP

PROFILE: CASUAL STRUCTURED

FABRIC: COTTON CANVAS

VISOR: PRECURVED

S-BAND: COTTON



312 TWILL BACK TRUCKER

FIT: ADJ. SNAPBACK

PROFILE: MID-PRO

FABRIC: COTTON-POLY TWILL

VISOR: PRECURVED

S-BAND: COTTON



320 WASHED CHINO

FIT: ADJ. CLOTH HIDEAWAY BACKSTRAP W/ BUCKLE
SIZE: SM (6½-7½), MD-LG (7-7¾)
PROFILE: RELAXED UNSTRUCTURED
FABRIC: HEAVY WEIGHT CHINO TWILL
VISOR: PRECURVED
S-BAND: COTTON



320T TODDLER CHINO

FIT: ELASTIC BACKSTRAP
PROFILE: RELAXED UNSTRUCTURED
FABRIC: HEAVYWEIGHT CHINO TWILL
VISOR: PRECURVED
S-BAND: COTTON



324 PIGMENT DYED & WASHED

FIT: ADJ. CLOTH HIDEAWAY BACKSTRAP
PROFILE: RELAXED UNSTRUCTURED
FABRIC: CHINO TWILL
VISOR: PRECURVED
S-BAND: COTTON



380 GARMENT DYED & WASHED

FIT: ADJ. CLOTH HIDEAWAY BACKSTRAP
PROFILE: RELAXED UNSTRUCTURED
FABRIC: HEAVYWEIGHT CHINO TWILL
VISOR: PRECURVED
S-BAND: COTTON



382 SNOW WASHED

FIT: ADJ. CLOTH HIDEAWAY BACKSTRAP W/ BUCKLE
PROFILE: RELAXED UNSTRUCTURED
FABRIC: CHINO TWILL
VISOR: PRECURVED
S-BAND: COTTON



414 PRO MESH ADJUSTABLE

FIT: ADJ. HOOK-AND-LOOP
SIZE: SM (6½-7¼), MD-LG (7-7¾)
PROFILE: MID-PRO
FABRIC: PRO MESH
VISOR: PRECURVED
S-BAND: PRO TWILL



420 REFEREE SURGE STRAPBACK

FIT: ADJ. HOOK-AND-LOOP
PROFILE: MID-PRO
FABRIC: PERFORMANCE POLY-SERGE
VISOR: PRECURVED
S-BAND: STAY-DRI PERFORMANCE



Black/White



Black/White

435 COOS BAY WATER REPELLENT UPF PROTECTION

FIT: ADJ. HOOK-AND-LOOP
PROFILE: RELAXED UNSTRUCTURED
FABRIC: WAXED/OIL CLOTH
VISOR: PRECURVED
S-BAND: COTTON



Buck

Dark Olive

485/487 REFEREE PULSE R-FLEX

FIT: R-FLEX
SIZE: SM-MD (7-7¼), LG-XL (7¾-7⅝)
PROFILE: MID-PRO
FABRIC: PERFORMANCE STRETCH
VISOR: PRECURVED
S-BAND: STAY-DRI PERFORMANCE



485 Black/White



487 White

495 PRO MESH R-FLEX

FIT: R-FLEX
SIZE: XS-SM (6½-7), SM-MD (7-7¼), LG-XL (7¾-7⅝)
PROFILE: MID-PRO
FABRIC: PRO MESH STRETCH
VISOR: PRECURVED
S-BAND: COMFORT STRETCH



510 WOOL BLEND FLATBILL SNAPBACK

FIT: ADJ. SNAPBACK
PROFILE: HI-PRO
FABRIC: ACRYLIC-WOOL BLEND
VISOR: FLAT
S-BAND: COTTON



511 WOOL BLEND FLATBILL TRUCKER

FIT: ADJ. SNAPBACK
PROFILE: HI-PRO
FABRIC: ACRYLIC-WOOL BLEND/
 POLY MESH
VISOR: FLAT
S-BAND: COTTON



514 SURGE ADJUSTABLE **SURGE** **R-ACTIVE**

FIT: ADJ. HOOK-AND-LOOP
SIZE: SM (6½-7½), MD-LG (7-7½)
PROFILE: MID-PRO
FABRIC: PERFORMANCE POLY-SERGE
VISOR: PRECURVED
S-BAND: COTTON



585 WOOL BLEND R-FLEX

FIT: R-FLEX
SIZE: XS-SM (6 $\frac{5}{8}$ -7), SM-MD (7-7 $\frac{1}{4}$), LG-XL (7 $\frac{3}{8}$ -7 $\frac{5}{8}$)
PROFILE: MID-PRO
FABRIC: ACRYLIC-WOOL BLEND
VISOR: PRECURVED
S-BAND: STAY-DRI PERFORMANCE



634 LITE R-FLEX ADJUSTABLE **LITE** **R-ACTIVE**

FIT: R-FLEX ADJ. HOOK-AND-LOOP
SIZE: SM (6 $\frac{1}{2}$ -7 $\frac{1}{8}$), MD-LG (7-7 $\frac{3}{8}$)
PROFILE: MID-PRO
FABRIC: PERFORMANCE STRETCH
VISOR: PRECURVED 2 $\frac{1}{2}$ " LENGTH
S-BAND: STAY-DRI PERFORMANCE



643/653 UMPIRE PULSE **PULSE**

FIT: R-FLEX
SIZE: SM-MD (7-7 $\frac{1}{4}$), LG-XL (7 $\frac{3}{8}$ -7 $\frac{5}{8}$)
PROFILE: MID-PRO
FABRIC: PERFORMANCE STRETCH
VISOR: PRECURVED
S-BAND: STAY-DRI PERFORMANCE



643: 2 $\frac{1}{2}$ " VISOR LENGTH
653: 2 $\frac{3}{4}$ " VISOR LENGTH

840 RELAXED TWILL CAMO

FIT: ADJ. HOOK-AND-LOOP
PROFILE: RELAXED UNSTRUCTURED
FABRIC: TWILL
VISOR: PRECURVED
S-BAND: COTTON



843 CASUAL TWILL CAMO

FIT: ADJ. HOOK-AND-LOOP
PROFILE: CASUAL STRUCTURED
FABRIC: TWILL
VISOR: PRECURVED
S-BAND: COTTON



844 DUCK CLOTH

FIT: ADJ. HOOK-AND-LOOP
PROFILE: CASUAL STRUCTURED
FABRIC: CANVAS DUCK CLOTH/TWILL
VISOR: PRECURVED
S-BAND: COTTON



862 MULTICAM® TRUCKER NO BUTTON

FIT: ADJ. SNAPBACK
PROFILE: MID-PRO
FABRIC: 50/50 NYCO RIPSTOP/POLY MESH
VISOR: PRECURVED
S-BAND: COTTON



863 STRUCTURED MULTICAM®  WATER REPELLENT  NO BUTTON

FIT: ADJ. HOOK-AND-LOOP
PROFILE: CASUAL STRUCTURED
FABRIC: 50/50 NYCO RIPSTOP
VISOR: PRECURVED
S-BAND: COTTON



Black



Original

865 R-FLEX MULTICAM®  WATER REPELLENT  NO BUTTON

FIT: R-FLEX
SIZE: SM-MD (7-7¼), LG-XL (7¾-7½)
PROFILE: MID-PRO
FABRIC: 98% NYLON, 2% SPANDEX
VISOR: PRECURVED
S-BAND: COMFORT STRETCH



Original



Original

870 RELAXED PERFORMANCE CAMO **R-ACTIVE LT**

FIT: ADJ. HOOK-AND-LOOP
PROFILE: RELAXED UNSTRUCTURED
FABRIC: 100% POLY DIAMOND MESH
VISOR: PRECURVED
S-BAND: STAY-DRI



Mossy Oak Bonefish



Kryptek Highlander



Kryptek Inferno



Kryptek Neptune



Kryptek Pontus



Kryptek Typhon



Realtree Fishing Light Blue

874 CASUAL PERFORMANCE CAMO **R-ACTIVE LT**

FIT: ADJ. HOOK-AND-LOOP
PROFILE: CASUAL STRUCTURED
FABRIC: 100% POLY DIAMOND MESH
VISOR: PRECURVED
S-BAND: STAY-DRI



Mossy Oak Blacktip



Mossy Oak Bonefish



Kryptek Highlander



Kryptek Inferno



Kryptek Neptune



Kryptek Pontus



Kryptek Typhon



Realtree Edge



Realtree Fishing Light Blue

882 BLAZE TRUCKER

FIT: ADJ. SNAPBACK
PROFILE: MID-PRO
FABRIC: POLY CANVAS/POLY MESH
VISOR: PRECURVED
S-BAND: COTTON



Blaze



Blaze

883 BLAZE CROWN W/ CAMO VISOR

FIT: ADJ. HOOK-AND-LOOP
PROFILE: CASUAL STRUCTURED
FABRIC: POLY CANVAS/TWILL
VISOR: PRECURVED
S-BAND: COTTON



Blaze/Kryptek Highlander

Blaze/Realtree Edge

Blaze/Realtree Max-1 XT

Blaze/Realtree Max-7

Blaze/Realtree Original

Blaze/Realtree Timber

Blaze/Upland

884 BLAZE CROWN W/ DUCK CLOTH VISOR

FIT: ADJ. HOOK-AND-LOOP
PROFILE: CASUAL STRUCTURED
FABRIC: CANVAS DUCK CLOTH/COTTON-POLY
VISOR: PRECURVED
S-BAND: COTTON



Blaze Orange/Buck



Blaze/Buck

931 KOOSAH

FIT: ADJ. NYLON WOVEN STRAPBACK
PROFILE: MID-PRO
FABRIC: COTTON RIPSTOP
VISOR: PRECURVED
S-BAND: COTTON



Berry

Black

Charcoal

Driftwood

Mallard Blue

Olive

933 BANDON WATER REPELLENT WICKING UPF PROTECTION

FIT: R-FLEX
SIZE: SM-MD, LG-XL
PROFILE: CASUAL STRUCTURED
FABRIC: NYLON/POLYESTER
VISOR: PRECURVED
S-BAND: STAY-DRI



934 WILDWOOD WATER REPELLENT PACKABLE/FLOATABLE WICKING UPF PROTECTION

FIT: ADJ. HOOK-AND-LOOP W/ D-RING
PROFILE: RELAXED UNSTRUCTURED
FABRIC: NYLON
VISOR: SOFT FLEX
S-BAND: STAY-DRI



935 ROGUE PACKABLE/FLOATABLE WICKING

FIT: ADJ. NYLON WOVEN STRAPBACK
PROFILE: RELAXED UNSTRUCTURED
FABRIC: NYLON/POLYESTER
VISOR: SOFT FLEX
S-BAND: STAY-DRI



936 ASTORIA WATER REPELLENT WICKING UPF PROTECTION NO BUTTON

FIT: R-FLEX
SIZE: SM-MD, LG-XL
PROFILE: CASUAL STRUCTURED
FABRIC: 97% POLYESTER / 3% SPANDEX
VISOR: PRECURVED
S-BAND: COMFORT STRETCH



938 ORE. ☀️ UPF PROTECTION

FIT: ADJ. NYLON WOVEN STRAPBACK
PROFILE: RELAXED UNSTRUCTURED
FABRIC: SOFT WASHED COTTON TWILL
VISOR: PRECURVED
S-BAND: STAY-DRI



942 SAHALIE 💧 WATER REPELLENT ☀️ UPF PROTECTION 50+

FIT: ADJ. MICRO HOOK-AND-LOOP W/ D-RING
PROFILE: CASUAL STRUCTURED
FABRIC: NYLON
VISOR: PRECURVED
S-BAND: STAY-DRI



944 BEND

FIT: ADJ. NYLON WOVEN STRAPBACK
PROFILE: ONE PANEL UNSTRUCTURED
FABRIC: 100% BLOCKED KNIT POLYESTER
VISOR: PRECURVED
S-BAND: COTTON





5 PANEL/PINCH



112FP FIVE PANEL PINCH TRUCKER

FIT: ADJ. SNAPBACK
PROFILE: MID-PRO
FABRIC: TWILL/POLY MESH
VISOR: PRECURVED
S-BAND: COTTON



113 FOAMIE PINCH TRUCKER

FIT: ADJ. SNAPBACK
PROFILE: CASUAL STRUCTURED
FABRIC: FOAM/POLY MESH
VISOR: FLAT
S-BAND: COTTON



163 LASER CUT FIVE PANEL PINCH TRUCKER

FIT: ADJ. SNAPBACK
PROFILE: MID-PRO
FABRIC: TWILL/POLY MESH
VISOR: PRECURVED
S-BAND: COTTON



213 LOW PRO FOAMIE PINCH TRUCKER

FIT: ADJ. SNAPBACK
PROFILE: CASUAL STRUCTURED
FABRIC: FOAM/POLY MESH
VISOR: PRECURVED
S-BAND: COTTON



217 MACLEAY UPF PROTECTION

FIT: ADJ. NYLON WOVEN STRAPBACK
SIZE: OSFM, YOUTH
PROFILE: CASUAL STRUCTURED
FABRIC: TWILL
VISOR: FLAT
S-BAND: COTTON



[Y] = Available in youth size.

255 PINCH FRONT SNAPBACK

FIT: ADJ. SNAPBACK
SIZE: OSFM, YOUTH
PROFILE: MID PRO
FABRIC: TWILL
VISOR: FLAT
S-BAND: COTTON



[Y] = Available in youth size.

256 UMPQUA UPF PROTECTION

FIT: ADJ. SNAPBACK
PROFILE: CASUAL STRUCTURED
FABRIC: COTTON/NYLON
VISOR: FLAT
S-BAND: COTTON



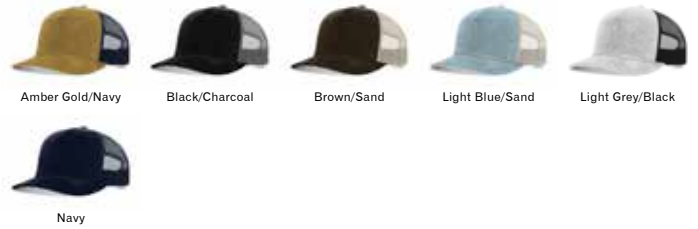
436 SANTIAM

FIT: ADJ. CLOTH HIDEAWAY BACKSTRAP
PROFILE: RELAXED UNSTRUCTURED
FABRIC: WAXED COTTON
VISOR: PRECURVED
S-BAND: COTTON



930 TROUTDALE

FIT: ADJ. SNAPBACK
PROFILE: CASUAL STRUCTURED
FABRIC: COTTON CORDUROY/POLY MESH
VISOR: PRECURVED
S-BAND: COTTON



932 PCT WATER REPELLENT PACKABLE/FLOATABLE WICKING UPF PROTECTION

FIT: ADJ. MICRO HOOK-AND-LOOP W/ D-RING
PROFILE: RELAXED UNSTRUCTURED
FABRIC: NYLON/POLYESTER
VISOR: SOFT FLEX
S-BAND: STAY-DRI



939 BACHELOR

FIT: ADJ. SNAPBACK
PROFILE: RELAXED UNSTRUCTURED
FABRIC: SOFT WASHED COTTON/POLY MESH
VISOR: PRECURVED
S-BAND: COTTON





7 PANEL



168 7 PANEL TRUCKER

FIT: ADJ. SNAPBACK
PROFILE: FULL-PRO
FABRIC: TWILL/POLY MESH
VISOR: FLAT
S-BAND: COTTON



257 7 PANEL TWILL STRAPBACK

FIT: ADJ. LEATHER STRAPBACK
PROFILE: FULL-PRO
FABRIC: CHINO TWILL
VISOR: FLAT
S-BAND: COTTON



937 PIONEER WATER REPELLENT UPF PROTECTION

FIT: ADJ. SNAPBACK
PROFILE: FULL-PRO
FABRIC: WAXED/OIL CLOTH
VISOR: PRECURVED
S-BAND: COTTON





BEANIES/KNITS



R15 SOLID BEANIE

FIT: ONE SIZE FITS MOST
PROFILE: 4 TOPSEAM KNIT
FABRIC: 100% ACRYLIC



R16 TWO COLOR BEANIE

FIT: ONE SIZE FITS MOST
PROFILE: 4 TOPSEAM KNIT
FABRIC: 100% ACRYLIC



R18 SOLID BEANIE W/ CUFF

FIT: ONE SIZE FITS MOST
PROFILE: 4 TOPSEAM KNIT
FABRIC: 100% ACRYLIC



R20 MICROFLEECE BEANIE

FIT: ONE SIZE FITS MOST
PROFILE: 4 TOPSEAM KNIT
FABRIC: 100% POLYESTER



R22 MICROFLEECE HEADBAND

FIT: ONE SIZE FITS MOST
PROFILE: HEADBAND
FABRIC: 100% POLYESTER



120 PREMIUM BASIC BEANIE **R-ACTIVE**

FIT: ONE SIZE FITS MOST
PROFILE: 4 TOPSEAM KNIT
FABRIC: PREMIUM POWER STRETCH MICROFLEECE



121 CAMO MICROFLEECE BEANIE

FIT: ONE SIZE FITS MOST
PROFILE: 4 TOPSEAM KNIT
FABRIC: PREMIUM POWER STRETCH MICROFLEECE



130 MARLED BEANIE

FIT: ONE SIZE FITS MOST
PROFILE: 6 TOPSEAM KNIT
FABRIC: 100% ACRYLIC



134 STRIPED BEANIE W/ CUFF & POM

FIT: ONE SIZE FITS MOST
PROFILE: 6 TOPSEAM KNIT
FABRIC: 100% ACRYLIC



135 SHORT POM

FIT: ONE SIZE FITS MOST
PROFILE: 6 TOPSEAM KNIT
FABRIC: 100% ACRYLIC



137 HEATHERED BEANIE W/ CUFF

FIT: ONE SIZE FITS MOST
PROFILE: 4 TOPSEAM KNIT
FABRIC: 80% ACRYLIC/20% POLYESTER



139RE RECYCLED KNIT  RECYCLED POLYESTER

FIT: ONE SIZE FITS MOST
PROFILE: 4 TOPSEAM KNIT
FABRIC: 97% RECYCLED POLYESTER/
 3% SPANDEX



141 CHUNK TWIST BEANIE W/ CUFF & POM

FIT: ONE SIZE FITS MOST
PROFILE: SLOUCH
FABRIC: 100% ACRYLIC



142 PREMIUM MICROFLEECE HEADBAND **R·ACTIVE**

FIT: ONE SIZE FITS MOST
PROFILE: HEADBAND
FABRIC: PREMIUM POWER STRETCH
 MICROFLEECE



143 CHUNK CABLE BEANIE W/ CUFF & POM

FIT: ONE SIZE FITS MOST
PROFILE: SLOUCH
FABRIC: 100% ACRYLIC



144 PREMIUM POWER STRETCH BEANIE R-ACTIVE

FIT: ONE SIZE FITS MOST
PROFILE: STYLIZED SEAM CONSTRUCTION
FABRIC: PREMIUM POWER STRETCH MICROFLEECE



145 SCRUNCH BEANIE

FIT: ONE SIZE FITS MOST
PROFILE: SLOUCH
FABRIC: 100% ACRYLIC



146 WAFFLE KNIT W/ CUFF

FIT: ONE SIZE FITS MOST
PROFILE: 4 TOPSEAM KNIT
FABRIC: 100% ACRYLIC



147 SLOUCH KNIT BEANIE

FIT: ONE SIZE FITS MOST
PROFILE: SLOUCH
FABRIC: 100% ACRYLIC



148 HEATHER BEANIE W/ CUFF & POM

FIT: ONE SIZE FITS MOST
PROFILE: 6 TOPSEAM KNIT
FABRIC: 100% ACRYLIC



149 SUPER SLOUCH KNIT BEANIE

FIT: ONE SIZE FITS MOST
PROFILE: SLOUCH
FABRIC: 100% ACRYLIC




154 MERINO WOOL KNIT

FIT: ONE SIZE FITS MOST
PROFILE: BACK SEAM KNIT
FABRIC: 64% ACRYLIC/22% WOOL/
 14% NYLON



157 SPECKLED KNIT

FIT: ONE SIZE FITS MOST
PROFILE: SLOUCH
FABRIC: 95% ACRYLIC/5% POLY





VISORS



R45 GARMENT WASHED VISOR

FIT: D-RING ADJ. HOOK-AND-LOOP
PROFILE: VISOR 2¼" FRONT PANEL
FABRIC: 100% COTTON TWILL
VISOR: PRECURVED
S-BAND: COTTON



159 LITE RUNNING VISOR **R·ACTIVE LT**

FIT: D-RING ADJ. HOOK-AND-LOOP
PROFILE: VISOR 2" FRONT PANEL
FABRIC: LIGHTWEIGHT PERFORMANCE
VISOR: PRECURVED
S-BAND: STAY-DRI



160 LITE PERFORMANCE VISOR **R·ACTIVE LT**

FIT: D-RING ADJ. HOOK-AND-LOOP
PROFILE: VISOR 2" FRONT PANEL
FABRIC: LIGHTWEIGHT PERFORMANCE
VISOR: PRECURVED
S-BAND: STAY-DRI



707 PULSE VISOR W/ PRO MESH **R-ACTIVE**

FIT: ADJ. HOOK-AND-LOOP
PROFILE: VISOR 2" FRONT PANEL
FABRIC: PERFORMANCE/PRO MESH
VISOR: PRECURVED
S-BAND: STAY-DRI



SIDE EMBROIDERY NOT AVAILABLE

709 SOFTBALL VISOR **LITE... R-ACTIVE**

FIT: ADJ. MICRO HOOK-AND-LOOP W/D-RING
PROFILE: VISOR 2" FRONT PANEL
FABRIC: PERFORMANCE
VISOR: PRECURVED
S-BAND: STAY-DRI PERFORMANCE



712 TRUCKER VISOR

FIT: ADJ. SNAPBACK
PROFILE: VISOR 2" FRONT PANEL
FABRIC: TWILL/POLY MESH
VISOR: PRECURVED
S-BAND: COTTON



715 CLASSIC GOLF VISOR

FIT: ADJ. CLOTH BACKSTRAP
PROFILE: VISOR 3" FRONT PANEL
FABRIC: HEAVYWEIGHT CHINO TWILL
VISOR: PRECURVED
S-BAND: STAY-DRI



SIDE EMBROIDERY NOT AVAILABLE

740 PRO MESH VISOR

FIT: ADJ. HOOK-AND-LOOP
SIZE: SM, MD-LG
PROFILE: VISOR 2" FRONT PANEL
FABRIC: PRO MESH
VISOR: PRECURVED
S-BAND: COTTON



775 TWILL W/ CONTRASTING STITCHING

FIT: ADJ. HOOK-AND-LOOP
PROFILE: VISOR 2" FRONT PANEL
FABRIC: 100% COTTON TWILL
VISOR: PRECURVED
S-BAND: COTTON



848 TWILL CAMO VISOR

FIT: ADJ. HOOK-AND-LOOP
PROFILE: VISOR 2" FRONT PANEL
FABRIC: TWILL
VISOR: PRECURVED
S-BAND: COTTON





BRIMMED



810 LITE WIDE BRIM HAT **R-ACTIVE LT** UPF PROTECTION 35+

FIT: ONE SIZE FITS MOST
PROFILE: WIDE BRIM
FABRIC: LIGHTWEIGHT PERFORMANCE
VISOR: 2½" BRIM
S-BAND: STAY-DRI



822 STRAW SAFARI

FIT: ONE SIZE FITS MOST
PROFILE: SAFARI
FABRIC: 100% SEAGRASS STRAW
VISOR: 3" BRIM
S-BAND: COMFORT STRETCH



824 CLASSIC GAMBLER

FIT: ONE SIZE FITS MOST
PROFILE: SAFARI
FABRIC: 100% TOYO STRAW
VISOR: 3" BRIM
S-BAND: COMFORT STRETCH



827 WATERMAN

FIT: ONE SIZE FITS MOST
PROFILE: RANCH
FABRIC: 100% STRAW
VISOR: 4½" BRIM
S-BAND: COMFORT STRETCH



828 LINED WATERMAN

FIT: ONE SIZE FITS MOST
PROFILE: RANCH
FABRIC: 100% STRAW/COTTON LINING
VISOR: 4½" BRIM
S-BAND: COMFORT STRETCH



Natural/USA Flag



Olive/Green Camo

910 SUNRIVER WATER REPELLENT UPF PROTECTION 50+

FIT: FITTED
SIZE: SM-MD, MD-LG
PROFILE: WIDE-BRIM
FABRIC: NYLON
VISOR: FRONT: 3¾", BACK: 4¼"
S-BAND: STAY-DRI



Charcoal/Black



Moss/Charcoal



White/Charcoal



EMBROIDERY



EMBROIDERY

The rich look of direct embroidery is a proven decoration method commonly used on baseball style caps. Whether it's your own custom logo or one of our stock name drops, mascots or team letters, our direct embroidery will make your cap stand out. We also specialize in raised, 3D embroidery.

- Best for bold designs with a medium level of detail
- Available in standard or raised 3D. *Not all designs can be produced in 3D*
- Max Size: Varies by cap style, but 2 1/8" H X 4 1/2" W is the standard max size for cap front position

STANDARD



3D



STOCK THREAD CHART

 White ISACORD 0015	 Light Silver ISACORD 3971 PMS 428 C	 Heather Grey ROBISON 5783 PMS 4276 C	 Silver ISACORD 0131 PMS 429 C	 Steel Grey ISACORD 2674 PMS 2360 C	 Charcoal ISACORD 0111 Cool Gray 11 C	 Asphalt ISACORD 0132 PMS 4280 C	 Graphite ISACORD 4174 PMS 433 C	 Black ISACORD 0020
 Cream ISACORD 0970 PMS 9064 C	 Eggshell ROBISON 9028 PMS 7534 C	 Stone ISACORD 0672 PMS 7535 C	 Dark Stone ISACORD 0873 PMS 402 C	 Camo Stone ISACORD 0862 PMS 408 C	 Khaki ISACORD 1172 PMS 2310 C	 Beige ROBISON 2224 PMS 2311 C	 Tan ISACORD 0851 PMS 7508 C	 Taupe ISACORD 1061 PMS 4735 C
 Driftwood ISACORD 0776 PMS 404 C	 Putty ISACORD 0722 PMS 409 C	 Light Brown ISACORD 0853 PMS 7504 C	 Medium Brown ISACORD 1055 PMS 7596 C	 Brown ISACORD 1355 PMS 4695 C	 Desert Brown RAPOS 0345 PMS 7531 C	 Bark ISACORD 0945 PMS 476 C	 Walnut ISACORD 1346 PMS 4105 C	 Dark Walnut ISACORD 1366 PMS 4975 C
 Mud ISACORD 1876 PMS 4625 C	 Toast ISACORD 0940 PMS 7571 C	 Copper ISACORD 1134 PMS 725 C	 Buck ISACORD 0933 PMS 469 C	 Buck Mesh MADEIRA 1906 PMS 2329 C	 Mellow Yellow RAPOS 1039 PMS 7499 C	 Lemon ISACORD 0600 PMS 108 C	 Lt. Cal Gold RAPOS 0222 PMS 134 C	 Dark Cal Gold RAPOS 0225 PMS 124 C
 Yellow ISACORD 0311 PMS 116 C	 Gold - Ath ISACORD 0700 PMS 1235 C	 Dark Gold ISACORD 0800 PMS 137 C	 Mustard ISACORD 0824 PMS 2014 C	 Green Gold ISACORD 0546 PMS 7754 C	 Army Gold ISACORD 0345 PMS 455 C	 Vegas Gold ROBISON 9123 PMS 7502 C	 Brass RAPOS 327 PMS 7562 C	 Old Gold ISACORD 0822 PMS 7407 C
 Honey ROBISON 2247 PMS 714 C	 Gold Orange ISACORD 0904 PMS 144 C	 Tenn. Orange ISACORD 1102 PMS 151 C	 Orange ISACORD 1304 PMS 172 C	 Salmon ISACORD 1114 PMS 1595 C	 Texas Orange ISACORD 1334 PMS 484 C	 Red-Orange ISACORD 1703 PMS 1795 C	 Red MADEIRA 1747 PMS 200 C	 Cardinal ISACORD 1912 PMS 1955 C
 Burgundy ISACORD 2333 PMS 7643 C	 Maroon ISACORD 2115 PMS 505 C	 Dark Rose MADEIRA 1942 PMS 695 C	 Light Rose RAPOS 0331 PMS 5015 C	 Light Peach ISACORD 1362 PMS 1555 C	 Peach ISACORD 1551 PMS 169 C	 Southern Peach ROBISON 9061 PMS 2030 C	 Cotton Candy ISACORD 2560 PMS 210 C	 Pink ISACORD 2530 PMS 211 C
 Fuchsia ISACORD 2300 PMS 220 C	 Violet ISACORD 2506 PMS 235 C	 Lavender ISACORD 2830 PMS 2577 C	 Grape ISACORD 2715 PMS 2613 C	 Purple ISACORD 3110 PMS 2745 C	 Pale Lilac ISACORD 3030 PMS 2645 C	 Lilac ISACORD 3210 PMS 2725 C	 Columbia Blue ISACORD 3820 PMS 2142 C	 Sky Blue ISACORD 3815 PMS 2382 C
 Baltic Blue ISACORD 3810 PMS 647 C	 Southern Mint ROBISON 9076 PMS 636 C	 Aruba Blue ISACORD 4952 PMS 324 C	 Aqua GUNOLD 1094 PMS 313 C	 Cyan ISACORD 4101 PMS 7704 C	 Bright Blue ISACORD 3901 PMS 7461 C	 Air Force Blue MADEIRA 1829 PMS 2144 C	 Royal MADEIRA 1842 PMS 287 C	 Denim ISACORD 3743 PMS 7694 C
 Navy ISACORD 3344 PMS 296 C	 Smoke Blue ISACORD 4752 PMS 2177 C	 Bahama Blue ISACORD 3842 PMS 5405 C	 Forest Teal ISACORD 4515 PMS 316 C	 Surf Blue ISACORD 4116 PMS 634 C	 Blue Teal ISACORD 4421 PMS 7714 C	 Green Teal ISACORD 4610 PMS 2236 C	 Mint ISACORD 5210 PMS 339 C	 Light Mint ISACORD 5220 PMS 337 C
 Patina Green ISACORD 5650 PMS 2254 C	 Willow RAPOS 0548 PMS 2404 C	 Key Lime ISACORD 5610 PMS 7489 C	 Emerald ISACORD 5613 PMS 2423 C	 Emerald Mad. MADEIRA 1251 PMS 2252 C	 D Sport Green MADEIRA 1169 PMS 377 C	 Lime Green ISACORD 5633 PMS 7741 C	 Kelly ROBISON 5508 PMS 7726 C	 Irish Green ISACORD 5422 PMS 3415 C
 Dark Green ISACORD 5326 PMS 343 C	 Spruce MADEIRA 1903 PMS 626 C	 Dark Pine ISACORD 5374 PMS 560 C	 Moss ISACORD 6133 PMS 7768 C	 Spring Green RAPOS U1517 PMS 5635 C	 Light Olive ISACORD 0453 PMS 5773 C	 Mute Green ISACORD 0463 PMS 4220 C	 Army Olive MADEIRA 1969 PMS 7763 C	 Olive ISACORD 0465 PMS 5815 C
 Loden Mesh MADEIRA 1795 PMS 7764 C	 Sage ISACORD 6156 PMS 7771 C	 Neon Pink ISACORD 2520 PMS 806 C	 Optic Pink ISACORD 1940 PMS 812 C	 Blaze Orange MADEIRA 1837 Bright Red C	 Neon Orange MADEIRA 1598 PMS 804 C	 Neon Yellow ISACORD 6010 PMS 809 C	 Optic Green ISACORD 5940 PMS 388 C	 Neon Green ISACORD 5500 PMS 802 C
 Met Champagne ROBISON 1002 Warm Gray 1 C	 Metallic Silver MADEIRA 4210 PMS 877 C	 Metallic Gold MADEIRA 4207 PMS 871 C						



PATCHES



EMBROIDERED PATCH

A traditional and proven decoration method reinvented is now the new look for style conscious headwear buyers. Embroidered patches deliver a higher level of detail than direct embroidery and give your cap a classic look.

- Simple shape patches have a merrowed edge and are hand stitched to the cap, complex shape patches have a satin stitched edge and are heat pressed to the cap
- Max Size: 2 ¼" H X 4 ½" W

WOVEN PATCH

Woven patches can deliver a higher level of detail than embroidered patches and will give your cap a slightly more refined look. Available as a patch or label (no edge), see page 45.

- Simple shape patches have a merrowed edge and are hand stitched to the cap, complex shape patches have a satin stitched edge and are heat pressed to the cap
- Max Size: 2 ¼" H X 4 ½" W



STANDARD PATCH SHAPES




STANDARD SQUARE
(W x H): 1.81" x 1.81"




SMALL SQUARE
(W x H): 1.50" x 1.50"



STANDARD RECTANGLE
(W x H): 2.91" x 1.65"




SMALL RECTANGLE
(W x H): 2.44" x 1.39"



STANDARD CIRCLE
(W x H): 1.97" x 1.97"



STANDARD CIRCLE
(W x H): 1.57" x 1.57"




STANDARD OVAL
(W x H): 3.01" x 1.73"



SMALL OVAL
(W x H): 2.62" x 1.34"




ROUNDED BOTTOM RECTANGLE
(W x H): 1.72" x 1.97"




REVERSED TRIANGLE
(W x H): 2.27" x 1.91"




BADGE
(W x H): 1.81" x 1.95"



HEXAGON
(W x H): 1.84" x 2.09"




ELONGATED DIAMOND
(W x H): 3.19" x 2.02"



ELONGATED HEXAGON
(W x H): 2.92" x 2.11"



ROUNDED TOP/BOTTOM RECTANGLE
(W x H): 2.92" x 1.89"



ROUNDED TOP RECTANGLE
(W x H): 3.04" x 1.89"



PATCHES



SUBLIMATED PATCH

A new twist to a classic decoration method. Sublimated decoration is ideal for reproducing multi-color, complex logos with small detail. Available as a patch or label (no edge), see page 45.

- Simple shape patches have a merrowed edge and are hand stitched to the cap,
- complex shape patches have a satin stitched edge and are heat pressed to the cap
- Max Size: 2 ¼" H X 4 ½" W

RUBBER PATCH

Our high quality rubber patches will give your cap a very bold and technical look. This decoration method adds an amazing level of dimension to any design. Ideal for multi-colored logos with a moderate level of detail.

- Available in stitch applied simple shapes, or heat applied complex shapes
- Max Size: 2 ¼" H X 4 ½" W





LEATHER



ETCHED LEATHER

Our etched leather applique gives your design a natural, rugged look with a touch of class. Ideal for complex designs with small detail and that look good in a one color application. Available in natural tan leather or colored faux leather.

- Best for complex designs with a high level of detail
- Simple shape appliques (circles, rectangles, etc.) are stitched to the cap
- Complex shape appliques (irregular shapes) are heat press applied to the cap
- Max Size: 2" H X 4" W

DEBOSSED LEATHER

Our debossed leather applique delivers a classic, very high end look with your design stamped into the leather. Offered in genuine or faux leather and available only in simple shapes for direct stitching to your cap. Best for designs with a moderate level of detail.

- Designs are stamped into the applique with imprint color of black, brown, dark brown, or tonal (no ink)
- Simple shape appliques (circles, rectangles, etc.) are stitched to the cap
- Max Size: 2" H X 4" W
- *Debossed applique cannot be heat pressed*



ETCHED GENUINE & FAUX

NATURAL GENUINE	CHESTNUT GENUINE	APPLE GREEN PMS 576 C	BALSA PMS 7531 C	BLACK BLACK	BUFF PMS 7502 C	CHILI PMS 7609 C	GRAPHITE COOL GREY 11 C
JAVA PMS 411 C	LIPSTICK PMS 202 C	OCEAN PMS 534 C	SAGE PMS 5625 C	SNOW WHITE	STEEL PMS 429 C	STRAW PMS 467 C	WILLIAMSBURG PMS 7545 C

ETCHED METALLIC FAUX

ROYAL SILVER	RUSTIC BROWN SILVER	BLACK SILVER	BLACK GOLD

DEBOSSED GENUINE & FAUX

RUST G100 / F100	TAN G102 / F102	BROWN G104 / F104	BLACK G106 / F106
BROWN INK	DARK BROWN INK	BLACK INK	TONAL (NO INK)



APPLIQUE



WOVEN LABEL

Woven label applique is a very clean and refined look that matches well to unstructured cap styles and lighter weight fabrics.

- Simple shapes are necessary to tack down label applique
- Labels are stitch applied to the cap with a running stitch tack down
- Max Size: 1 3/4" H X 3 1/2" W

PRINTED LABEL

Screen Printed and Sublimated labels provide a clean, simple look. Screen Printed labels work best in one-color application; Sublimated labels work for all complexities of logos. This type of decoration works well with unstructured cap styles and lighter weight fabrics.

- Simple shapes are necessary to tack down label applique
- Can be used with multiple layers of fabric for a more dimensional look
- Min Qty: 72 pcs for Screen Printed, 48 pcs for Sublimated
- Max Size: 1 3/4" H X 3 1/2" W



TWILL/FELT APPLIQUE

A classic, old school look offered in a wide variety of colors with one or two layers. Mix or match materials to create a unique look. Best for lettering and simple shapes.

- Simple shapes are stitch applied to the cap using a running stitch tack down; complex shapes are heat press applied
- Laser cut edge or distressed twill edge
- Max Size: 2" H X 3.5" W





TRANSFERS



SILICONE TRANSFER

This modern decoration method provides a very high end look and raises your logo or design to a new level. Delivers a very durable decoration and looks great when matched with any of our technical cap styles.

- Silicone Transfers are heat press applied directly to the cap and have a matte finish
- Will range in thickness between 0.5 – 2.0 mm. Bold designs will be thicker than designs with small detail
- Best when kept to one or two colors
- Max Size: 2 ¼" H X 4 ½" W



R-POLY PRESS TRANSFER

This new and very modern looking decoration is a great way to make your cap and logo really pop. Ideal for multi-colored designs with a moderate to high level of detail. Provides a multi-dimensional, raised look with good resistant to weather and outdoor conditions.

- R-Poly Press is heat press applied directly to the cap. Works well on seamed or seamless front styles
- Available in a metallic or non-metallic finish
- Max Size: 2 ¼" H X 4 ½" W





TRANSFERS



FULL COLOR TRANSFER


A more detailed alternative to Screen Printed transfers that is heat pressed directly to the cap. From one color logos to photographic prints, designs are free floating and can be applied over a seam.

- Full Color Transfers sit on top of the fabric with a slight relief
- Weather and outdoor conditions will affect the durability and life of the decoration
- Max Size: 2 ¼" H X 5 ½" W

SUBLIMATED TRANSFER


A modern and clean look, great for multi colored logos and designs with a high degree of detail. *Sublimation prints can be used only on a white, seamless foamie front panel cap style.*

- Sublimation prints are fused directly into the foam fabric
- Weather and outdoor conditions can affect the decoration, but is more durable than a full color transfer
- Max Size: 2 ¼" H X 4 ½" W






CLIP LABELS



WOVEN CLIP

This subtle decoration method adds a high quality, custom look to any cap or knit. Ideal for multi-colored logos with a moderate level of detail, clip labels can accommodate your logo on both sides of the clip.

- Woven clip labels are hand stitched to the edge of a knit hat or to the back of a cap
- Max Size: 3" H X 1 ½" W



LEATHER CLIP

This unique decoration method adds a rich custom look to any cap or knit. Ideal for single colored logos with a moderate level of detail. Logos are laser etched on the leather clip. Leather clip labels can accommodate your logo on both sides of the clip.

- Offered in both genuine and faux leather (see color chart on page 44)
- Leather clip labels are hand stitched to the edge of a knit hat or to the back of a cap
- Max Size: 3" H X 1 ½" W



INDEX

MODEL#	PAGE
PTS20 y	2
PTS20M	2
PTS30	3
PTS50	3
PTS65	4
R15	29
R16	29
R18	29
R20	30
R22	30
R45	35
R55	4
R65	4
R75	4
R78	5
R93	5
110	5
111 s	5
111P	6
112 y s xl	6
112FP	25
112P s	7
112+	7
112PM	7
112RE	8
113	25
115	8
115CH	8
120	30
121	30
130	31
134	31
135	31
137	31
139RE	32
141	32
142	32
143	32
144	33
145	33
146	33
147	33
148	34
149	34
154	34
155	9
157	34
159	35
160	35
163	25
168	28
172	9

173	9
174	10
176	10
185	10
203	10
211	11
212	11
213	26
214	11
217 y	26
220	12
222	12
224RE	12
225	12
227	13
252 y	13
252L	13
253	13
254RE	14
255 y	26
256	26
257	28
265	31
275	14
309	14
312	14
320	15
320T	15
324	15
380	15
382	16
414	16
420	16
435	16
436	27
485	17
487	17
495	17
510	17
511	18
514	18
585	19
634	19
643	19
653	19
707	36
709	36
712	36
715	36
740	37
775	37
810	38
822	38
824	38

827	39
828	39
840	20
843	20
844	20
848	37
862	20
863	21
865	21
870	21
874	21
882	22
883	22
884	22
910	39
930	27
931	22
932	27
933	23
934	23
935	23
936	23
937	28
938	24
939	27
942	24
944	24

DECORATIONS PAGE

EMBROIDERY	40
THREAD CHART	41
PATCHES	42-43
LEATHER	44
APPLIQUE	45
TRANSFERS	46-47
CLIP LABELS	48

SIZING KEY

y YOUTH SIZE AVAILABLE

s SMALL SIZE AVAILABLE

xl EXTRA LARGE SIZE AVAILABLE

RICHARDSON[®]

P.O. BOX 71130 Springfield, OR 97475
www.richardsonsports.com

