

# GILDAN<sup>®</sup>



# Back to basics.

To say 2020 was a challenge would be an understatement. But Gildan has gotten back to providing the styles and designs our customers love and we're working hard to make 2021 better for you, our customers.

We've taken a hard look at our business and how we can better serve you. We're going back to basics by focusing our product line on styles you love most.

As a leading apparel company, we have a responsibility to do our business the right way. It's why we're one of the largest purchasers of U.S.-grown cotton, and why we created Genuine Responsibility®; a social, environmental and governance program that guides how our apparel is designed, made and sold.

We're also being mindful of how we shift our brands to maximize market appeal. With the Gildan Softstyle® collection, we're reintroducing the 64EZ0. Beyond offering a beautiful printing canvas, it's styled to fit as a modern classic. Additionally, we've launched the 67000 CVC, a shirt that delivers a super-softness you'll surely want to feel. The 60% cotton / 40% poly blend holds color well, and the no-topstitch neck gives it a modern classic fit.

As in the past, Gildan wants you to know that we have your back.



# Creating the change we want to see.

## Responsibility in every stitch.

We're committed to improving the lives of everyone we work with. It's why we started the Genuine Responsibility<sup>®</sup> program.

## Caring for our people.

Investing in people is the cornerstone of our success. We're committed to offering fair wages, developing opportunities and good benefits, all while providing a safe and healthy work environment.



## Conserving the environment.

We're for sustainability and continually strive to innovate toward solutions that reduce waste and conserve water. We also source most of our cotton here in the U.S., where we know our environmental goals are shared by our growers.



## Creating stronger communities.

We have a responsibility to be an active participant in the communities where we operate. That's why we're working hard to create economic development opportunities that favor local suppliers and create stronger, healthier communities.




Find out more at [genuineresponsibility.com](https://genuineresponsibility.com)

Awards, recognition,  
certifications  
and high fives.



# How can we help?

GILDAN®



## Gildan Product Locator App

Find what you're looking for faster with the Gildan Product Locator app:

- Find the styles that suit your needs.
- See recommended decorating techniques for Gildan products.
- See updated inventory levels by distributor and location.
- Connect with a distributor.

Download the iOS or Android version today!



## Board of Decorators by Gildan

From the latest in trends to featured master decorators and business tips, we have what you need to get ahead in the business. Check out all the topics at:

[boardofdecorators.com](http://boardofdecorators.com)

# mygildan.com

## Full product line

Discover all of our collections, full range of colors, fits and sizes. Check out our WEBSITE.

## Knowledge centre

From screen printing to foil printing, find out how to make your business boom.

## Marketing tools

Find everything you need to make your business move forward, all in one place: new swatchcard, image library, find inventory tool and product comparison.

# GILDAN COLOR SWATCHES



Vegas Gold  
7507C



Tan  
2316C



Heather Coral Silk  
177C



Dusty Rose  
7605C



Light Pink  
684C



Plumrose  
7431C



Natural  
2309C



Old Gold  
2313C



Heather Orange  
1635C



Coral Silk  
1777C



Safety Pink  
1915C



Azalea  
2045C



Sand  
7528C



Terracotta  
2434C



Orange  
2026C



Bright Salmon  
2348C



Heather Sport Scarlet Red  
703C



Heliconia  
213C



Yellow Haze  
7401C



Sport Orange  
1655C



Tangerine  
2025C



Paprika  
710C



Heather Heliconia  
7424C



Antique Heliconia  
227C



Cornsilk  
393C




S. Orange  
0 021C



Sunset  
7578C



Sport Scarlet Red  
200C



Heather Red  
193C



Heather Cardinal  
194C



Daisy  
122C



Heather Bronze  
7619C



Tennessee Orange  
151C



Red  
199C



Antique Cherry Red  
7427C



Cardinal Red  
1955C



Gold  
1235C



T. Orange  
7592C



Antique Orange  
7599C



Red Mist  
1797C



Cherry Red  
187C



Garnet  
188C



Heather Radiant Orchid  
7655C



Orchid  
2635C



Violet  
7452C



Iris  
660C



Carolina Blue  
659C



Light Blue  
543C



Heather Berry  
682C



Heather Purple  
668C



Amethyst  
7678C



Metro Blue  
2111C



Sport Light Blue  
279C



Stone Blue  
2164C



Berry  
683C



Sport Purple  
2617C



Purple  
2112C



Sport Royal  
288C



Heather Royal  
2727C



Heather Indigo  
2139C



Heather Maroon  
7643C



Lilac  
7679C




Blackberry  
276C



Navy Mist  
534C



Royal  
7686C



Indigo Blue  
5405C



Maroon  
7644C



Plum  
7658C



Cobalt  
2746C



Heather Sport Dark Navy  
5275C



Royal Mist  
7683C



Heather Navy  
432C



Sport Dark Maroon  
504C




Heather Aubergine  
7659C



Heather Sport Royal  
7684C



Navy  
533C



Antique Royal  
287C



Blue Dusk  
7546C



Heather Sport Dark Maroon  
7421C



Maroon Mist  
7428C



Flo Blue  
2130C



Sport Dark Navy  
289C



Neon Blue  
2145C



Midnight  
7708C



Chambray  
544C



Island Reef  
337C



Pistachio  
577C



Lime  
7488C



Safety Green  
382C



Kiwi  
2276C




Sky  
297C



Chalky Mint  
7472C



Mint Green  
345C



Heather Irish Green  
2249C



Neon Green  
2285C



Military Green  
5615C



Lagoon Blue  
637C



Heather Seafoam  
7465C



Kelly Green  
335C



Irish Green  
2252C



Electric Green  
361C



Olive  
448C



Heather Galapagos Blue  
632C



Jade Dome  
7717C



Steel Blue  
2216C



Turf Green  
7732C



Antique Irish Green  
348C



Prairie Dust/Coyote  
Brown 7497C



Antique Sapphire  
7706C



Seafoam  
7475C



Galapagos Blue  
7470C



Meadow  
349C



Cactus  
5625C



Brown Savana  
7531C



Sapphire  
641C



Antique Jade Dome  
7715C



Legion Blue  
2168C



Forest Green  
5535C



Heather Military  
Green 416C



Russet  
497C



Heather Sapphire  
7690C



Tropical Blue  
7712C



Heather Forest Green  
7736C



Sport Dark Green  
554C



Heather Sport Dark  
Green 5545C



Dark Chocolate  
412C



White  
000C



Ash Grey  
CG 3C



Cement  
CG 6C



Ice Grey  
WG1C



Sport Grey  
CG 7C



Gravel  
CG 8C



Slate  
407C



Heather Sport Black  
439C



Gunmetal  
423C



Pitch Black Mist  
BC



Charcoal  
CG 10C



Dark Heather  
7545C



Graphite Heather  
424C



Black  
426C



Tweed  
7540C



Pitch Black  
B6C



# Fabric Guide

## GILDAN SOFTSTYLE®

100% RING SPUN COTTON  
4.5/5.5 oz per sq yd

### DECORATING TECHNIQUES

DTG   
EMBROIDERY   
HEAT TRANSFER   
SCREEN PRINT   
SUBLIMATION

## GILDAN SOFTSTYLE® CVC

60% COMBED RING SPUN COTTON/  
40% POLYESTER  
4.6 oz per sq yd

### DECORATING TECHNIQUES

DTG   
EMBROIDERY   
HEAT TRANSFER   
SCREEN PRINT   
SUBLIMATION

## GILDAN HAMMER® T-SHIRTS

100% COMBED RING SPUN COTTON  
6.0 oz per sq yd

### DECORATING TECHNIQUES

DTG   
EMBROIDERY   
HEAT TRANSFER   
SCREEN PRINT   
SUBLIMATION

## GILDAN HAMMER® FLEECE

80% COMBED RING SPUN COTTON/  
20% POLYESTER  
9.0 oz per sq yd

### DECORATING TECHNIQUES

DTG   
EMBROIDERY   
HEAT TRANSFER   
SCREEN PRINT   
SUBLIMATION

## GILDAN® HEAVY COTTON™

100% COTTON  
5.3 oz per sq yd

### DECORATING TECHNIQUES

DTG   
EMBROIDERY   
HEAT TRANSFER   
SCREEN PRINT   
SUBLIMATION

## GILDAN® ULTRA COTTON®

100% COTTON  
6.0 oz per sq yd

### DECORATING TECHNIQUES

DTG   
EMBROIDERY   
HEAT TRANSFER   
SCREEN PRINT   
SUBLIMATION

## GILDAN® DRYBLEND® T-SHIRTS

50% COTTON/50% POLYESTER  
5.5 oz per sq yd

### DECORATING TECHNIQUES

DTG   
EMBROIDERY   
HEAT TRANSFER   
SCREEN PRINT   
SUBLIMATION

65% POLYESTER/35% RING  
SPUN COTTON  
6.0 oz per sq yd

## GILDAN® DRYBLEND® SPORT SHIRTS

50% COTTON/50% POLYESTER  
6.0 oz per sq yd

### DECORATING TECHNIQUES

DTG   
EMBROIDERY   
HEAT TRANSFER   
SCREEN PRINT   
SUBLIMATION

65% POLYESTER/35% RING  
SPUN COTTON  
6.0 oz per sq yd

## GILDAN® DRYBLEND® FLEECE

50% COTTON/50% POLYESTER  
9.0 oz per sq yd

### DECORATING TECHNIQUES

DTG   
EMBROIDERY   
HEAT TRANSFER   
SCREEN PRINT   
SUBLIMATION

## GILDAN PERFORMANCE®

100% FILAMENT POLYESTER  
4.7/5.6 oz per sq yd

### DECORATING TECHNIQUES

DTG   
EMBROIDERY   
HEAT TRANSFER   
SCREEN PRINT   
SUBLIMATION

100% POLYESTER  
5.0 oz per sq yd

## GILDAN® HEAVY BLEND™

50% COTTON/50% POLYESTER  
8.0 oz per sq yd

### DECORATING TECHNIQUES

DTG   
EMBROIDERY   
HEAT TRANSFER   
SCREEN PRINT   
SUBLIMATION

## GILDAN PREMIUM COTTON®

100% COMBED RING SPUN COTTON  
6.6 oz per sq yd

### DECORATING TECHNIQUES

DTG   
EMBROIDERY   
HEAT TRANSFER   
SCREEN PRINT   
SUBLIMATION





# Color Chart

## Sport Shirt & Performance

			COLORS OFFERED																								
			Sand	Sport Athletic Gold	Gold	S Orange	Heather Sport Orange	Sport Orange	T. Orange	Orange	Light Pink	Safety Pink	Heliconia	Sport Scarlet Red	Heather Sport Scarlet Red	Red	Cardinal Red	Heather Sport Dark Maroon	Maroon	Plum	Sport Dark Maroon	Sport Purple	Heather Sport Purple	Purple	Heather Sport Dark Navy	Carolina Blue	Sport Light Blue
Gildan® Ultra Cotton®	2800	S - 2XL	7																								
	3800	S - 3XL	11																								
Gildan® DryBlend®	72800	S - 4XL	8																								
	72800B	YS - YXL	6																								
	72800L	LS - L3XL	8																								
	8800	S - 5XL	27																								
	8800B	YS - YXL	15																								
	8900	S - 4XL	7																								
	CP800	XS - 4XL	12																								
Gildan Performance®	42000	S - 3XL	21																								
	42000B	YXS - YXL	10																								
	42000L	LXS - L2XL	14																								
	42400	S - 3XL	10																								
	45800	S - 4XL	9																								
	45800B	YXS - YXL	6																								
	46000	S - 4XL	12																								
	46000B	YXS - YXL	8																								
488C00	S - 4XL	10																									
Gildan Premium Cotton™	82800	S - 4XL	7																								

Not all sizes available in all colors. Please visit [mygildan.com](http://mygildan.com) for exceptions.

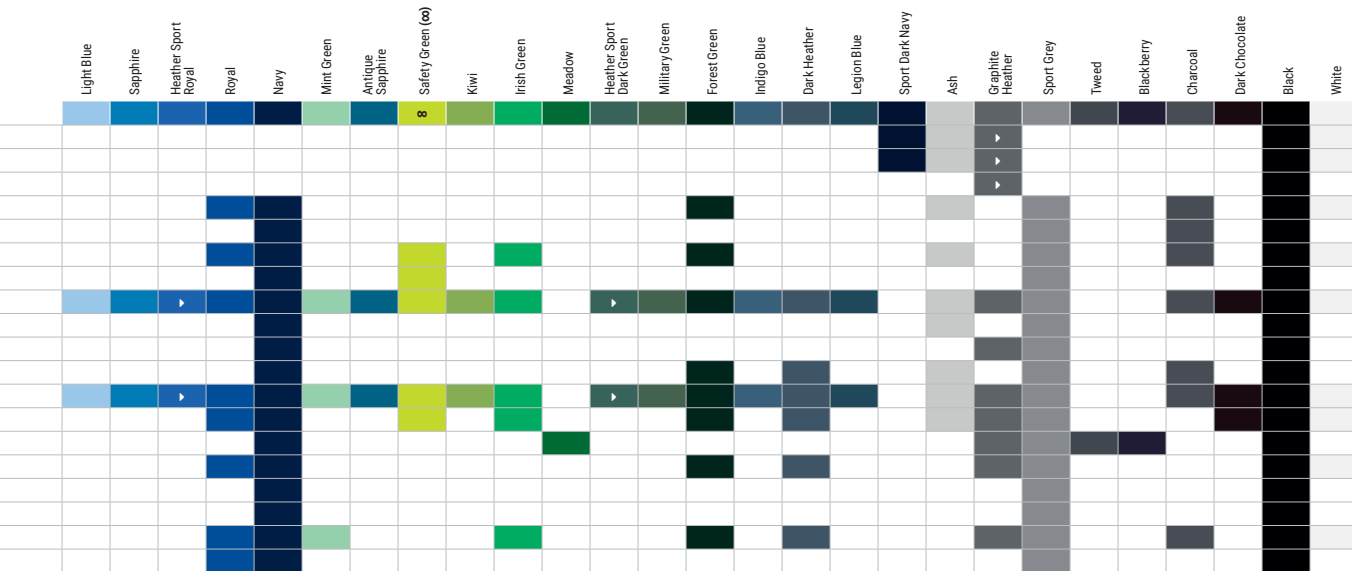
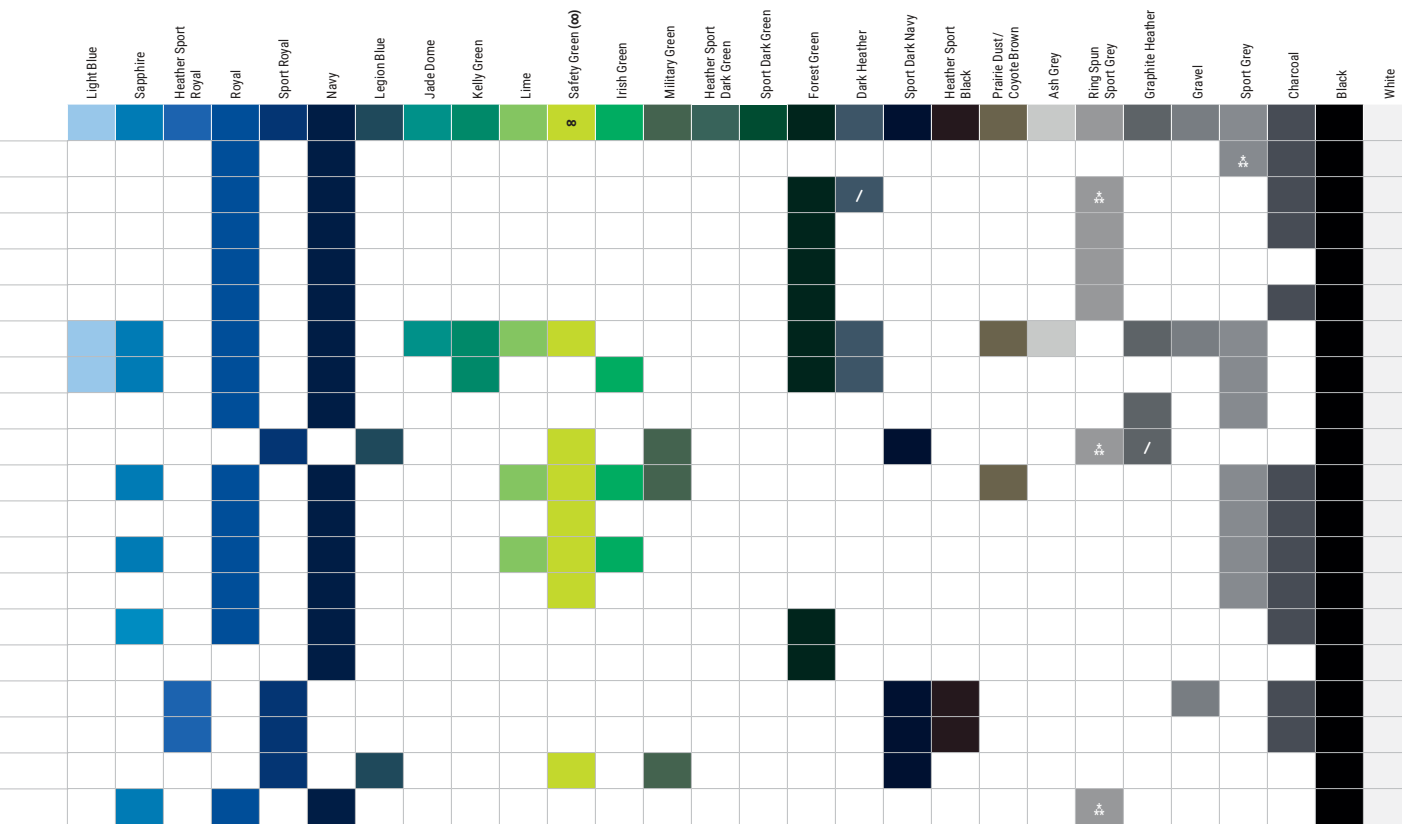
## Fleece

			COLORS OFFERED																									
			Old Gold	Sand	Gold	Tennessee Orange	S Orange	Orange	Light Pink	Safety Pink	Azalea	Heliconia	Paprika	Heather Sport Scarlet Red	Antique Cherry Red	Red	Cherry Red	Cardinal Red	Garnet	Heather Sport Dark Maroon	Maroon	Plum	Orchid	Purple	Heather Sport Dark Navy	Violet	Carolina Blue	
Gildan Hammer®	HF000	S - 3XL	5																									
	HF500	S - 3XL	5																									
	HF700	S - 3XL	2																									
Gildan® DryBlend®	12000	S - 3XL	10																									
	12300	S - 2XL	4																									
	12500	S - 3XL	18																									
	12600	S - 3XL	4																									
Gildan® Heavy Blend™	18000	S - 5XL	47																									
	18200	S - 2XL	4																									
	18300	S - 5XL	4																									
	18400	S - 5XL	7																									
	18500	S - 5XL	47																									
	18600	S - 5XL	19																									
	18800	S - 3XL	7																									
	18000B	YXS - YXL	12																									
	18200B	YS - YXL	3																									
	18400B	YS - YXL	3																									
18500B	YXS - YXL	25																										
18600B	YXS - YXL	5																										

Not all sizes available in all colors. Please visit [mygildan.com](http://mygildan.com) for exceptions.

## Accessories

			COLORS OFFERED							
			Red	Purple	Royal	Navy	Forest Green	Sport Grey	Black	White
Gildan® DryBlend®	12900	0/S - 0/S	7							
Gildan Platinum®	GP751-6MGF-01	10-13-10-13	1							



### Fiber Content Exceptions Key

- ⊕ 99% COTTON 1% POLYESTER
- ⊕ 90% COTTON 10% POLYESTER
- ⊕ 70% COTTON 30% POLYESTER
- ▶ 60% COTTON 40% POLYESTER
- / 50% COTTON 50% POLYESTER
- ⊕ 65% POLYESTER 35% COTTON
- ⊙ COMPLIANT WITH ANSI/ISEA 107

**GILDAN**<sup>®</sup>  
Softstyle<sup>®</sup>



**GILDAN**<sup>®</sup>  
Heavy Cotton<sup>™</sup>

**GILDAN**<sup>®</sup>  
Ultra Cotton<sup>®</sup>

# There's a Gildan<sup>®</sup> for every body.

No matter what your needs are, we have a style and fit for every *body*. From ring spun cotton to polyester, fleece to performance wear and polos, classic fit to fitted, you've come to the right place.

With a wide variety of eye-catching choices, Gildan has you covered.



**GILDAN**<sup>®</sup>  
*DryBlend*<sup>®</sup>

**GILDAN**<sup>®</sup>  
*PERFORMANCE*<sup>®</sup>

**GILDAN**<sup>®</sup>  
*Heavy Blend*<sup>™</sup>

⊕ DISCOVER ALL  
OUR PRODUCTS  
AT [MYGILDAN.COM](http://MYGILDAN.COM)



# GILDAN® Softstyle®

Super-soft ring spun comfort with just the right fit and feel. This ring spun preshrunk cotton jersey is knit exclusively of deluxe soft style yarns resulting in a lightweight, highly uniform fabric that makes a smooth, excellent canvas for embellishment.



RING SPUN  
SOFT



TEAR AWAY  
LABEL



Model is 6'0" - M - Pitch Black

**64EZO**  
Adult EZ Print T-Shirt

S - 3XL 4 COLORS MODERN-CLASSIC FIT 100% RING SPUN COTTON 4.5 oz/yd<sup>2</sup>



Model is 6'2" - M - Red Mist

**67000**  
Adult CVC T-Shirt

XS - 3XL 15 COLORS MODERN-CLASSIC FIT 60% COMBED RING SPUN COTTON/  
40% POLYESTER 4.6 oz/yd<sup>2</sup>



Model is 6'0" - M - Forest Green

**64000**  
Adult T-Shirt

XS - 4XL 64 COLORS SEMI-FITTED 100% RING SPUN COTTON 4.5 oz/yd<sup>2</sup>



Model is 6'0" - S - Azalea

**64200L**  
Ladies' Tank Top


LS - L2XL 6 COLORS FITTED 100% RING SPUN COTTON 4.5 oz/yd<sup>2</sup>



Model is 4'8" - S - Heather Royal

**64500B**  
Youth T-Shirt

YXS - YXL 23 COLORS CLASSIC FIT 100% RING SPUN COTTON 4.5 oz/yd<sup>2</sup>



Model is 2'6" - 3'6" - S - Mint Green

**64ZEE**  
Infant One Piece

0/3-18/24 8 COLORS SEMI-FITTED 100% RING SPUN COTTON 5.5 oz/yd<sup>2</sup>

Full collection shown at [mygildan.com](http://mygildan.com)

11 T-SHIRTS  
2 TANKS  
1 ONE PIECE

**TOP STYLES**  
64000 - 64000L - 64000B  
+ COMPANION STYLES

Fiber content varies by color, see color list for exceptions. Not all sizes available in all colors. For color offering, see pages 2 - 5





This collection sets itself apart with classic styles that have a modern twist. Gildan® Hammer® boasts the incredible comfort of 100% U.S. combed ring-spun cotton. These ultra-soft yarns are finer yet stronger, and create a high stitch density, which makes it more durable, smooth and better to print on.



RING SPUN  
SOFT



TEAR AWAY  
LABEL



Model is 6'0" - M - Island Reef

**H000**  
Adult T-Shirt

S - 5XL    30 COLORS

MODERN-CLASSIC FIT

100% RING SPUN COTTON    6 oz/yd<sup>2</sup>




Model is 6'0" - M - Flo Blue

**H300**  
Adult T-Shirt with Pocket

S - 5XL    10 COLORS

MODERN-CLASSIC FIT

100% RING SPUN COTTON    6 oz/yd<sup>2</sup>



Model is 6'0" - M - Chambray

**H400**  
Adult Long Sleeve T-Shirt

S - 5XL    10 COLORS

MODERN-CLASSIC FIT

100% RING SPUN COTTON    6 oz/yd<sup>2</sup>



Model is 5'9" - S - White

**HF000**  
Adult Crewneck Sweatshirt

S - 3XL    5 COLORS

MODERN-CLASSIC FIT

80% COMBED RING SPUN COTTON/  
20% POLYESTER    9 oz/yd<sup>2</sup>



Model is 6'0" - M - Graphite Heather

**HF500**  
Adult Hooded Sweatshirt

S - 3XL    5 COLORS

MODERN-CLASSIC FIT

80% COMBED RING SPUN COTTON/  
20% POLYESTER    9 oz/yd<sup>2</sup>



Model is 6'1" - M - Black

**HF700**  
Adult Full Zip Jacket

S - 3XL    2 COLORS

MODERN-CLASSIC FIT

80% COMBED RING SPUN COTTON/  
20% POLYESTER    9 oz/yd<sup>2</sup>

Fiber content varies by color, see color list for exceptions.  
Not all sizes available in all colors.  
For color offering, see pages 2 - 5

Full collection  
shown at  
[mygildan.com](http://mygildan.com)

4 T-SHIRTS  
3 FLEECE

**TOP STYLES**  
H000 - H400 - HF500  
+ COMPANION STYLES

# GILDAN®

## Heavy Cotton™

The Gildan® Heavy Cotton™ family of t-shirts offers a size, silhouette and shade to suit everyone. It's no wonder this stand-out collection features our most popular T-Shirt, the 5000 Gildan® Heavy Cotton Adult Tee. Crafted from a durable yet mid-weight 5.3-oz, 100% U.S cotton knit, these tees feature neck and shoulder taping for added comfort and double needle sleeve and bottom hems for extra durability. The fabric makes an excellent canvas for all decorating techniques.



TEAR AWAY LABEL



Model is 6'1" - M - Carolina Blue

**5000**  
Adult T-Shirt

S - 5XL    70 COLORS

CLASSIC FIT

100% COTTON    5.3 oz/yd<sup>2</sup>



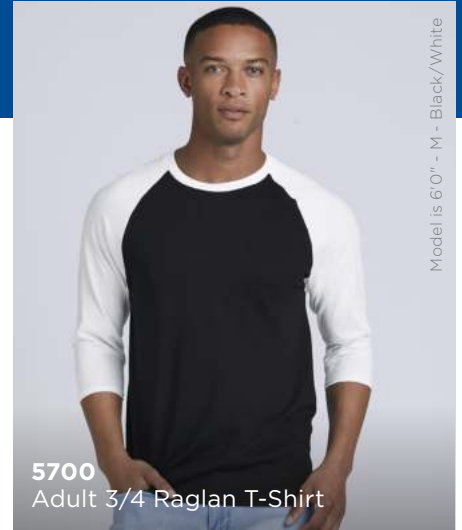
Model is 6'0" - M - Military Green

**5400**  
Adult Long Sleeve T-Shirt

S - 3XL    25 COLORS

CLASSIC FIT

100% COTTON    5.3 oz/yd<sup>2</sup>



Model is 6'0" - M - Black/White

**5700**  
Adult 3/4 Raglan T-Shirt

XS - 3XL    14 COLORS

CLASSIC FIT

100% COTTON    5.3 oz/yd<sup>2</sup>



FOR KIDS

Model is 4'3" - XS/S - Royal

**5000B**  
Youth T-Shirt

YXS - YXL    52 COLORS

CLASSIC FIT

100% COTTON    5.3 oz/yd<sup>2</sup>



Model is 6'0" - M - Maroon

**5200**  
Adult Tank Top

XS - 3XL    15 COLORS

CLASSIC FIT

100% COTTON    5.3 oz/yd<sup>2</sup>



Model is 5'9" - S - Coral Silk

**5V00L**  
Ladies' V-Neck T-Shirt

LS - L3XL    18 COLORS

SEMI-FITTED

100% COTTON    5.3 oz/yd<sup>2</sup>

Full collection shown at [mygildan.com](http://mygildan.com)

11 T-SHIRTS  
1 TANK

**TOP STYLES**  
5000 - 5000B - 5400  
+ COMPANION STYLES

Fiber content varies by color, see color list for exceptions.  
Not all sizes available in all colors.  
For color offering, see pages 2 - 5

# GILDAN® Ultra Cotton®



TEAR AWAY  
LABEL

The shirt that started it all, with a classic fit, made of U.S cotton and perfectly weighted for everyday wear. The fabric is heartier and thicker than most, making it a natural for demanding work and play. Tapered neck and shoulders amp up the durability even more, and a giant color palette ensures you'll find the perfect hue and an even better value.




Model is 6'1" - M - Galapagos Blue

**2000**  
Adult T-Shirt

S - 5XL 60 COLORS

CLASSIC FIT 6.0 oz/yd<sup>2</sup>




Model is 6'0" - M - Black

**2400**  
Adult Long Sleeve T-Shirt

S - 5XL 28 COLORS

CLASSIC FIT 6.0 oz/yd<sup>2</sup>



Model is 5'9" - M - Heliconia

**2000L**  
Ladies' T-Shirt

LXS - L3XL 20 COLORS

CLASSIC FIT 6.0 oz/yd<sup>2</sup>



FOR  
KIDS

Model is 4'6" - S - Jade Dome

**2000B**  
Youth T-Shirt

YXS - YXL 32 COLORS

CLASSIC FIT 6.0 oz/yd<sup>2</sup>




Model is 6'2.5" - L - Cardinal Red

**2200**  
Adult Tank Top

S - 3XL 12 COLORS

CLASSIC FIT 6.0 oz/yd<sup>2</sup>



Model is 5'9" - M - Navy

**3800**  
Adult Piqué Sport Shirt

S - 3XL 11 COLORS

CLASSIC FIT 6.3 oz/yd<sup>2</sup>

Fiber content varies by color, see color list for exceptions.  
Not all sizes available in all colors.  
For color offering, see pages 2 - 5


Full collection  
shown at  
[mygildan.com](http://mygildan.com)

11 T-SHIRTS  
2 SPORT SHIRTS  
1 TANK

**TOP STYLES**  
2000 - 2400 - 2000B  
+ COMPANION STYLES

# GILDAN® DryBlend®

Cotton-soft comfort and moisture-wicking performance in one! A classic 50/50 moisture-wicking blend keeps you dry and comfortable even under pressure. You'll feel drier all day, making this a go-to for active lifestyles and work in warm environments. It's great for workwear, team or uniform programs, this one does it all.



S - 5XL 41 COLORS

CLASSIC FIT

50% COTTON/  
50% POLYESTER 5.5 oz/yd<sup>2</sup>



YXS - XL 37 COLORS

CLASSIC FIT

50% COTTON/  
50% POLYESTER 5.5 oz/yd<sup>2</sup>



S - 3XL 12 COLORS

CLASSIC FIT

50% COTTON/  
50% POLYESTER 5.5 oz/yd<sup>2</sup>



S - 3XL 7 COLORS

CLASSIC FIT

50% COTTON/  
50% POLYESTER 5.5 oz/yd<sup>2</sup>



S - 3XL 15 COLORS

CLASSIC FIT

50% COTTON/  
50% POLYESTER 5.5 oz/yd<sup>2</sup>



S - 3XL 18 COLORS

CLASSIC FIT

50% COTTON/  
50% POLYESTER 9.0 oz/yd<sup>2</sup>

Full collection shown at [mygildan.com](http://mygildan.com)

5 T-SHIRTS  
4 FLEECE  
7 SPORT SHIRTS

**TOP STYLES**  
8000 - 8000B - 8400  
+ COMPANION STYLES

Fiber content varies by color, see color list for exceptions. Not all sizes available in all colors. For color offering, see pages 2 - 5

# GILDAN® PERFORMANCE®

Perfect for hard workouts or just hanging out, our Performance Collection wicks away moisture. Plus, it's snag-resistant and features odor control, making it perfect for team wear, workwear and everything in between.



Model is 6'2" - M - Navy

**42000**  
Adult T-Shirt

S - 3XL    21 COLORS

MODERN-CLASSIC FIT

100% POLYESTER    5.0 oz/yd<sup>2</sup>




Model is 6'0" - M - Red

**42400**  
Adult Long Sleeve T-Shirt

S - 3XL    10 COLORS

MODERN-CLASSIC

100% POLYESTER    5.0 oz/yd<sup>2</sup>



Model is 6'0" - M - Forest Green

**45800**  
Adult Double Piqué Sport Shirt

S - 4XL    9 COLORS

MODERN-CLASSIC

100% FILAMENT POLYESTER    5.6 oz/yd<sup>2</sup>



Model is 5'8" - M - Purple

**42000L**  
Ladies' T-Shirt

LXS - L2XL    14 COLORS

SEMI-FITTED

100% POLYESTER    5.0 oz/yd<sup>2</sup>



FOR KIDS

Model is 4'8" - S - Sport Royal

**46000B**  
Youth Core T-Shirt

YXS - YXL    8 COLORS

CLASSIC FIT

100% FILAMENT POLYESTER    4.7 oz/yd<sup>2</sup>



Model is 6'2" - M - Heather Sport Dark Maroon

**46000**  
Adult Core T-Shirt

S - 4XL    12 COLORS

MODERN-CLASSIC FIT

100% FILAMENT POLYESTER    4.7 oz/yd<sup>2</sup>

Fiber content varies by color, see color list for exceptions.  
Not all sizes available in all colors.  
For color offering, see pages 2 - 5

Full collection shown at [mygildan.com](http://mygildan.com)

6 T-SHIRTS  
3 SPORT SHIRTS

**TOP STYLES**  
42000 - 42000L - 42000B  
+ COMPANION STYLES

# GILDAN®

## Heavy Blend™

Gildan® Heavy Blend™ fights the cold weather with its thick, ultra-comfortable fabric and cozy, brushed interior. The 50% U.S. cotton / 50% polyester air jet (to prevent pilling) yarn feels soft like good fleece should and double needle stitching provides added durability. Plus, the fabric is pre-shrunk to retain its comfortable fit. It's the classic look everyone loves.



TEAR AWAY LABEL



Model is 5'8" - S - Graphite Heather

**18000**  
Adult Crewneck Sweatshirt

S - 5XL 47 COLORS

CLASSIC FIT 8.0 oz/yd<sup>2</sup>  
50% COTTON/  
50% POLYESTER

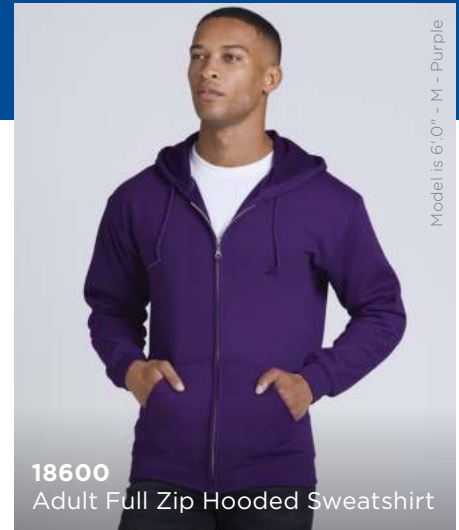


Model is 6'0" - M - Paprika

**18500**  
Adult Hooded Sweatshirt

S - 5XL 47 COLORS

CLASSIC FIT 8.0 oz/yd<sup>2</sup>  
50% COTTON/  
50% POLYESTER



Model is 6'0" - M - Purple

**18600**  
Adult Full Zip Hooded Sweatshirt

S - 5XL 19 COLORS

CLASSIC FIT 8.0 oz/yd<sup>2</sup>  
50% COTTON/  
50% POLYESTER



Model is 6'2" - M - Navy

**18800**  
Adult Vintage Cadet Collar  
Sweatshirt

S - 3XL 7 COLORS

CLASSIC FIT 8.0 oz/yd<sup>2</sup>  
50% COTTON/  
50% POLYESTER



Model is 6'1" - M - Navy

**18200**  
Adult Sweatpants

S - 2XL 4 COLORS

CLASSIC FIT 8.0 oz/yd<sup>2</sup>  
50% COTTON/  
50% POLYESTER



Model is 6'2.5" - L - Charcoal

**18400**  
Adult Open Bottom Sweatpants

S - 5XL 7 COLORS

CLASSIC FIT 8.0 oz/yd<sup>2</sup>  
50% COTTON/  
50% POLYESTER

Fiber content varies by color, see color list for exceptions.  
Not all sizes available in all colors.  
For color offering, see pages 2 - 5

Full collection  
shown at  
[mygildan.com](http://mygildan.com)

12 FLEECE

**TOP STYLES**  
18500 - 18000 - 18500B  
+ COMPANION STYLES

# Perfect fit



FITTED

Scoop neckline, cap sleeves, with contoured side-seamed body for a close to body fit.



SEMI-FITTED

Scoop neckline, semi-loose cap sleeve, contoured and side-seamed body with a looser fit.



CLASSIC FIT

Scoop neckline with relaxed sleeves and straight relaxed side-seamed body.



SEMI-FITTED

Standard shoulder, curved closer to body armhole and shorter sleeve.



MODERN-CLASSIC FIT

Dropped shoulder, slightly curved armhole, longer close to body sleeve, and wider hems.



CLASSIC FIT

Longer dropped shoulder, straight armhole and wider, relaxed short sleeves.



\* A-Line - Rounded neckline, tapered short sleeves, relaxed A-Line shape through the body and longer length with wider hems.

# Sizing Chart

STYLE #	XS/LXS	S/LS	M/LM	L/LL/LT	XL/LXL/XLT	2XL/ L2XL/2XLT	3XL/ L3XL/3XLT	4XL	5XL
<b>T-SHIRTS</b>									
<b>H000/H300/H400</b>		18"x28"	20"x29"	22"x30"	24"x31"	26"x32"	28"x33"	30"x34"	32"x35"
<b>2000/2300</b>		18"x28"	20"x29"	22"x30"	24"x31"	26"x32"	28"x33"	30"x34"	32"x35"
<b>2000L</b>	16"x23.5"	18"x25"	20"x26"	22"x27"	24"x28"	26"x29"	28"x30"		
<b>2000T</b>				22"x32.5"	24"x33.5"	26"x34.5"	28"x35.5"		
<b>2700</b>		18"x28"	20"x29"	22"x30"	24"x31"	26"x32"			
<b>2200/5300</b>		18"x28"	20"x29"	22"x30"	24"x31"	26"x32"	28"x33"		
<b>2400/2410</b>		18"x28"	20"x29"	22"x30"	24"x31"	26"x32"	28"x33"	30"x34"	32"x35"
<b>42000/42400</b>		18"x28"	20"x29"	22"x30"	24"x31"	26"x32"	28"x33"		
<b>42000L</b>	15"x25"	17"x25.5"	19"x26"	21"x27"	23"x28"	25"x28.5"			
<b>46000</b>		18"x28"	20"x29"	22"x30"	24"x31"	26"x32"	28"x33"	30"x34"	
<b>488C00</b>		19"x28.5"	21"x30"	23"x31"	25"x32"	27"x33"	29"x34"	31"x35"	
<b>5000</b>		18"x28"	20"x29"	22"x30"	24"x31"	26"x32"	28"x33"	30"x34"	32"x35"
<b>5400</b>		18"x28"	20"x29"	22"x30"	24"x31"	26"x32"	28"x33"		
<b>5000L/5400L</b>		17.25"x25.5"	19.25"x26"	21.25"x27"	23.25"x28"	25.25"x28.5"	27.25"x29"		
<b>5V00L</b>		17.25"x25.5"	19.25"x26"	21.25"x27"	23.25"x28"	25.25"x28.5"	27.25"x29"		
<b>5200/5700</b>	16"x27"	18"x28"	20"x29"	22"x30"	24"x31"	26"x32"	28"x33"		
<b>64EZO</b>		18"x28.75"	20"x29.25"	22"x30"	24"x30.75"	26"x31.25"	28"x32"		
<b>64V00</b>	16"x26"	18"x27.5"	20"x28.75"	22"x29.75"	24"x30.75"	26"x32"	28"x33"		
<b>64400</b>		18"x27.5"	20"x28.75"	22"x29.75"	24"x30.75"	26"x32"	28"x33"		
<b>64000</b>	16"x26.5"	18"x28"	20"x29.25"	22"x30.25"	24"x31.25"	26"x32.5"	28"x33.5"	30"x34.5"	
<b>64200L</b>		16"x25.25"	17"x26.25"	18.5"x27.25"	19.5"x28"	22"x28.5"			
<b>64V00L/64000L</b>		16"x25.25"	17"x26.25"	18.5"x27.25"	19.5"x28"	22"x28.5"	23.5"x29"		
<b>645R2L</b>		16"x25.5"	18"x26"	20"x27"	22"x28"	24"x28.5"	26"x29"		
<b>64550L</b>		17.25"x25.5"	19.25"x26"	21.25"x27"	23.25"x28"	25.25"x28.5"	27.25"x29"		
<b>67000</b>	16"x28.125"	18"x28.75"	20"x29.375"	22"x30"	24"x30.625"	26"x31.25"	28"x31.875"		
<b>67000L</b>		16.5"x26.75"	18.5"x27.25"	20.5"x27.75"	22.5"x28.25"	24.5"x28.75"			
<b>8000</b>		18"x28"	20"x29"	22"x30"	24"x31"	26"x32"	28"x33"	30"x34"	32"x35"
<b>8300/8400/8600</b>		18"x28"	20"x29"	22"x30"	24"x31"	26"x32"	28"x33"		

STYLE #	2T	3T	4T	5T	6T	YXS	YS	YM	YL	YXL
<b>YOUTH T-SHIRTS</b>										
<b>H000B/2000B/ 5000B/64500B</b>						16"x20.5"	17"x22"	18"x23.5"	19"x25"	20"x26.5"
<b>2400B</b>							17"x22"	18"x23.5"	19"x25"	20"x26.5"
<b>42000B/ 46000B</b>						14"x18"	16"x20.5"	17"x22"	18"x23.5"	19"x25"
<b>5000B</b>						16"x20.5"	17"x22"	18"x23.5"	19"x25"	20"x26.5"
<b>5100P</b>	11" x 15"	12" x 16"	13" x 17"	14" x 18"	15" x 19"					
<b>5400B/5700B</b>						16"x20.5"	17"x22"	18"x23.5"	19"x25"	20"x26.5"
<b>64500P</b>	11"x15"	12"x16"	13"x17"	14"x18"	15"x19"					
<b>8000B</b>						14"x18"	16"x20.5"	17"x22"	18"x23.5"	19"x25"

STYLE #	0-3 MO	3-6 MO	6-12 MO	12-18 MO	18-24 MO				
<b>INFANT ONE PIECE</b>									
<b>64ZEE</b>	7.5"x14.875"	8.25"x15.875"	9"x16.875"	9.75"x17.875"	10.25"x18.625"				

+ Measurements are waist by inseam. \* Measurements are waist by outseam.

Gildan®, Gildan Hammer®, Gildan® DryBlend®, Gildan Performance®, Gildan Premium Cotton®, Gildan Platinum®, Gildan Softstyle®, Gildan® Ultra Cotton®, Genuine Responsibility® and Making Apparel Better® are registered trademarks owned by Gildan Activewear SRL. Gildan® Heavy Blend™ and Gildan® Heavy Cotton™ are trademarks owned by Gildan Activewear SRL.



STYLE #	XS/LXS/YXS	S/LS/YS	M/LM/YM	L/LL/YL	XL/LXL/YXL	2XL/L2XL	3XL/L3XL	4XL	5XL
<b>SPORT SHIRTS</b>									
<b>2800</b>		18"x27.5"	20"x29"	22"x30"	24"x31"	26"x32"			
<b>3800</b>		19"x28.5"	21"x30"	23"x31"	25"x32"	27"x33"	29"x34"		
<b>CP800</b>	17"x27.5"	19"x28.5"	21"x29.5"	23"x30.5"	25"x31.5"	27"x32.5"	29"x33.5"	31"x34.5"	
<b>72800/45800</b>		19"x27.5"	21"x29"	23"x30"	25"x31"	27"x32"	29"x33"	31"x34"	
<b>45800B</b>	14.5"x17"	16"x19"	17"x21"	18"x23.5"	19"x26"				
<b>72800B</b>		16"x19"	17"x21"	18"x23.5"	19"x26"				
<b>72800L</b>		17.5"x26.25"	19.5"x27.25"	21.5"x28.25"	23.5"x29.25"	25.5"x30.25"	27.5"x31.25"		
<b>82800</b>		19"x28.25"	21"x29.75"	23"x31"	25"x32"	27"x33"	29"x34"	31"x35"	
<b>8800</b>		19"x28"	21"x29.5"	23"x30.5"	25"x31.5"	27"x32.5"	29"x33"	31"x34"	33"x35"
<b>8800B</b>		16"x19.5"	17"x21.5"	18"x23.5"	19"x25.5"				
<b>8900</b>		19"x28"	21"x29.5"	23"x30.5"	25"x31.5"	27"x32.5"	29"x33"	31"x34"	
<b>FLEECE</b>									
<b>HF000</b>		20"x27.5"	22"x28.5"	24"x29.5"	26"x30.5"	28"x31.5"	30"x32.5"		
<b>HF500</b>		20"x27.25"	22"x28.25"	24"x29.25"	26"x30.25"	28"x31.25"	30"x32.25"		
<b>HF700</b>		20"x27.5"	22"x28.5"	24"x29.5"	26"x30.5"	28"x31.5"	30"x32.5"		
<b>12000/12500</b>		20"x27"	22"x28"	24"x29"	26"x30"	28"x31"	30"x32"		
<b>12300+</b>		13"x32"	14"x32.5"	15"x33"	16"x33.5"	18"x34"			
<b>12600</b>		19.25"x27"	21.25"x28"	23.25"x29"	25.25"x30"	27.25"x31"	29.25"x32"		
<b>18600</b>		19.25"x27"	21.25"x28"	23.25"x29"	25.25"x30"	27.25"x31"	29.25"x32"	31.25"x33"	32.25"x34"
<b>18000/18500</b>		20"x27"	22"x28"	24"x29"	26"x30"	28"x31"	30"x32"	32"x33"	34"x34"
<b>18000B/18500B</b>	16"x19.75"	17"x21.25"	18"x22.5"	19"x24"	20"x25.5"				
<b>18200+</b>		13"x29"	14"x29.5"	15"x30"	16"x30.5"	18"x31"			
<b>18300/18400+</b>		13"x32"	14"x32.5"	15"x33"	16"x33.5"	18"x34"	20"x34.5"	22"x34.5"	24"x34.5"
<b>18200B+</b>		10.5"x19"	11"x22"	12"x25"	13"x28"				
<b>18400B+</b>		10"x20"	11"x22.5"	12"x25"	13"x27.5"				
<b>18600B</b>	15.25"x20.25"	16.25"x21.75"	17.25"x23"	18.25"x24.5"	19.25"x26"				
<b>18800</b>		20"x27"	22"x28"	24"x29"	26"x30"	28"x31"	30"x32"		

STYLE #	SIZE							
<b>ACCESSORIES</b>								
<b>12900</b>	50"x60"							
<b>GP751-6MGF-01</b>	10-13							

# Decorator's Techniques

## HEAT TRANSFER

Heat transfer involves combining heat and pressure to transfer images to garments. This is a great option for detailed prints, customization, shorter runs and quick turnaround times.

## DIRECT TO GARMENT

Direct to garment printing (DTG) is printing on textiles using inkjet technology which usually utilizes specialized water-based inks. DTG is particularly effective for short runs, full color printing, or for reproducing fine detail.

# We have a style for every technique, whatever it is

As any decorator will tell you, choosing the right fabrics, weights and looks can be the key to producing memorable decorative results.

That's why decorators big and small consistently look to Gildan® for quality everyday basics to meet their unique embellishment needs.

After all, whether the project calls for heat transfer, direct-to-garment, dye-sublimation, or screen printing, Gildan® offers a variety of fits, colors and styles-- from heavyweight cotton/poly blended hoodies to lightweight 100% ring spun cotton tees-- to match virtually any decorating demand.



## EMBROIDERY

Embroidery is sewing a design, type or logo onto a garment with special thread. This technique gives garments a higher perceived value and works particularly well on heavier weight garments such as fleece.

## SCREEN PRINT

Screen printing (or silk screening) is a technique that uses stencils and ink to create designs on garments. It is the most economical method for producing large quantities that involve cotton or cotton-blend garments.

## SUBLIMATION

Also called dye sublimation, this process uses heat-sensitive inks to create full-color, photo-quality reproductions of digital images that last. Sublimation is well suited for 100% polyester garments.



[mygildan.com](http://mygildan.com)