



FLOOD GUIDE


STEP 1 - PREPARE

- Make an **Emergency Plan**. Before a disaster strikes, set a plan with your family to know how to contact one another and reconnect if separated.
- Keep an **Emergency Supply Kit** in your home, and an **Emergency Car Kit** in your vehicle. It's best to avoid traveling, but if it is necessary, it's important to have essential items. 72HRS has various **Emergency Kits!** Choose one that best suits your needs.
- Clean leaves, garbage, ice and other debris away from the storm drains near your home.


- Having **light** to see is very important! Keep a flashlight in a place that is familiar and easy to access in case of a power outage. Having at least one **Hand-crank Flashlight** in your house is a good idea as it does not rely on batteries. 
- Obtain **home insurance** with flood coverage.
- Put **sealant** around basement windows and the base of ground-level doors. Add window wells and covers to windows that are near or below ground level.

- Radio and television stations will broadcast weather statements. Pay attention to that information. Keep a **NOAA radio** in your emergency kit
- When a flood or flash flood warning is issued for your area, **head for higher ground** and stay there.

STEP 2 - DURING

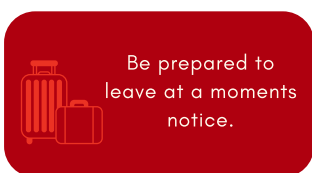
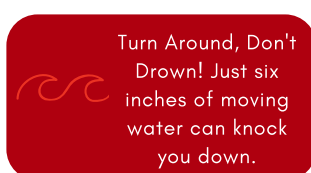
- Avoid walking and driving through flooded waters. They could be **deeper than you think**.
- Be especially **cautious at night** when it is harder to recognize flood danger.
- Keep children and pets away from flood water. 

STEP 3 - AFTER

- Follow directions from **local authorities** and **first responder personnel**. 
- Maintain **good hygiene** during flood cleanup by minimizing contact with floodwater or anything that may have come in contact with it.
- Wear **protective clothing**, including rubber boots or sturdy boots, **safety glasses**, **hard hat**, rubber gloves and **a dust mask**.

- Check with local authorities or community leaders on how to properly **dispose of damaged items** from your home.
- Do not use any appliances, heating, pressure, or sewage system until electrical components are dry and have been inspected by a qualified electrician.

IMPORTANT FACTS



RECOMMENDED KITS



The 72HRS Essentials Kit
Available for 1-4 people

The 72HRS Deluxe Kit
Available for 1-4 people