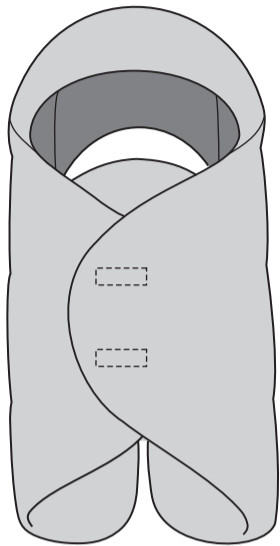


7 A.M.[®]
ENFANT
PARIS
NEW YORK

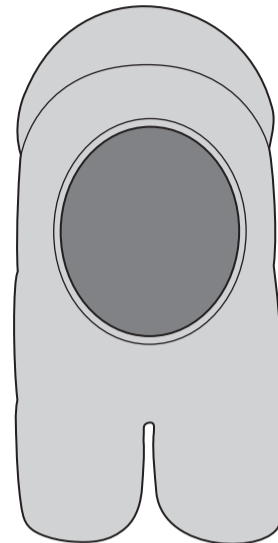
User Manual

NIDO

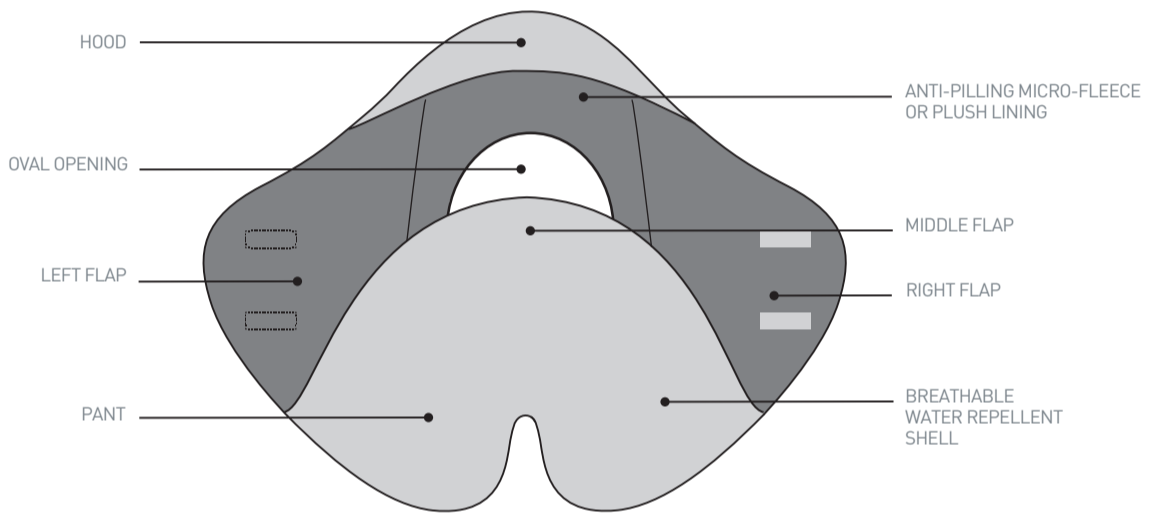
NIDO



FRONT



BACK



OPENED

HOW TO USE ON CAR SEAT OR STROLLER



The Nido is machine washable. The care label is located on the back side of the product.



- 1 Place the Nido onto the car seat or stroller.
- 2 Open right, left and middle Nido flaps.



- 3 Make sure the car seat or stroller's 5-point harness is fully accessible through the oval opening located on the back of the Nido.



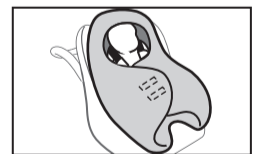
- 4 Seat your child on the Nido in the car seat or stroller and fasten the safety harness as per their manufacturer's instructions.
- 5 Tuck your child's legs into the Nido pant.



- 6 Pull the middle flap cover up over your child's body.

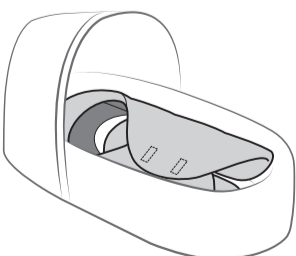


- 7 Wrap your child with the left and right flap covers and use the hook & loop closure to join both flaps together.



- 8 And you're off! Rest assured, your little one is safely wrapped in a bundle of cozy love.

HOW TO USE IN BASSINET



- 1 Place the Nido into the bassinet.
- 2 Open right, left and middle Nido flaps.
- 3 Lay your child on the Nido in the bassinet.

⚠ Do not use the Nido as bedding in a crib or at home bassinet.

- 4 Tuck your child's legs into the Nido pant.
- 5 Pull the middle flap cover up over your child's body.

- 6 Wrap your child with the left and right flap covers and use the hook & loop closure to join both flaps together.

- 7 And you're off! Rest assured, your little one is safely wrapped in a bundle of cozy love.

WARNING: Never leave child unattended in this product. Make sure that the child's face is not covered by any part of this product. Child should never be placed face-down in this product. Do not use this product as sleepwear or bedding. The child should not put buttons, plastic ends, snaps or other parts of this product into her/his mouth. Always use care when using zippers to avoid injury to the child. Failure to follow any warning may result in death or serious injury to the child. 7AM does not hold itself liable for any injury.