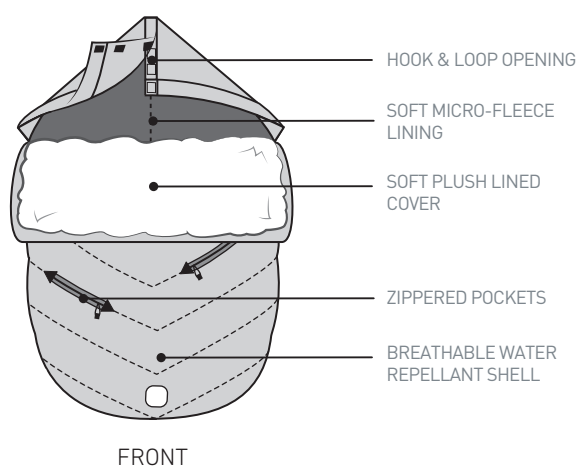


7 A.M.[®]
ENFANT
PARIS
NEW YORK

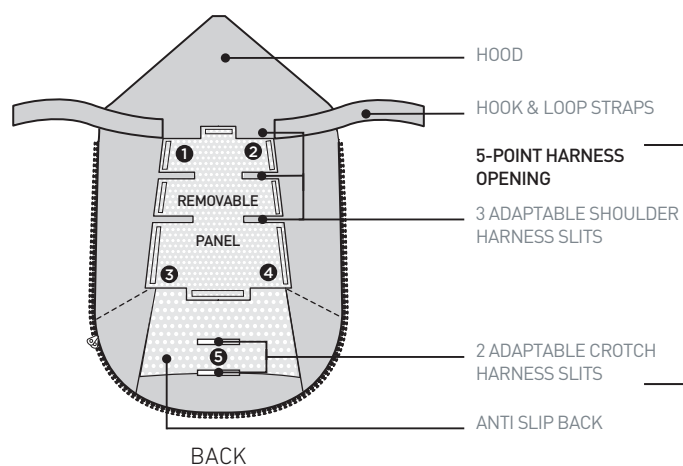
User Manual
POLAR IGLOO[®]

User Manual

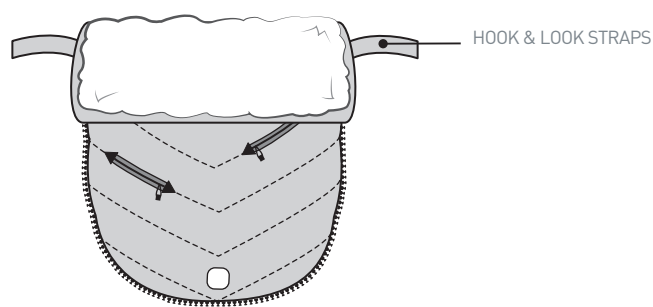
POLAR IGLOO®



FRONT

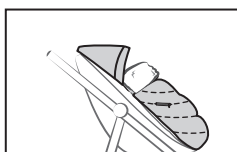
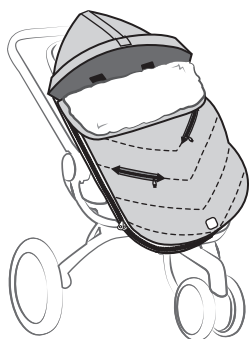


BACK

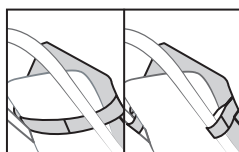


PANEL COVER ONLY

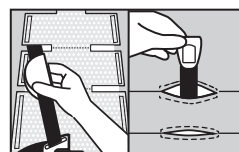
HOW TO USE ON STROLLER



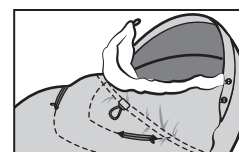
- 1 Place the Polar Igloo onto the stroller.



- 2 Use the hook & loop straps located on the sides of the Polar Igloo to attach to the stroller's back or sidebars to secure it.
- 3 Unzip the Polar Igloo cover.



- 4 Pull the stroller's 5-point harness through the opening slits located on the back of the Polar Igloo by choosing the height of the slits corresponding to your child's size.



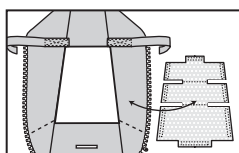
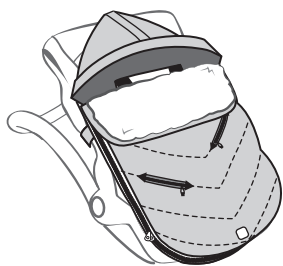
- 7 Adjust the snugness using the elastic drawstring located underneath the top flap to create a smaller enclosure around your child's face.

- 5 Seat your child on the Polar Igloo in the stroller and fasten the safety harness as per manufacturer's instructions.

- 6 Zip the Polar Igloo cover up.

- 8 Adjust the snugness using the elastic drawstring located underneath the top flap to create a smaller enclosure around your child's face.

HOW TO USE ON CARSEAT



- 1 Detach the removable back panel to reveal the large back opening and to eliminate material between your baby's back and the car seat. Store it for stroller use.



- 2 Place the Polar Igloo onto the car seat and unzip the front panel to open the Polar Igloo.

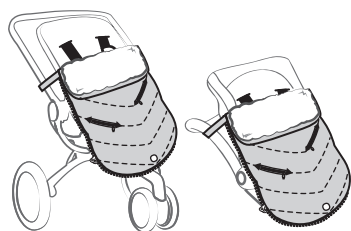


- 4 Seat your child on the Polar Igloo in the car seat and fasten the safety harness as per manufacturer's instructions.

- 3 Pull the car seat's 5-point harness through the large back opening.

- 5 Zip the Polar Igloo cover up.

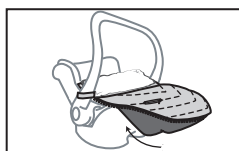
HOW TO ONLY USE FRONT PANEL COVER



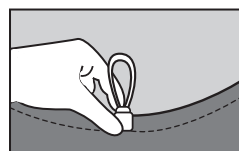
On Stroller

On Car Seat

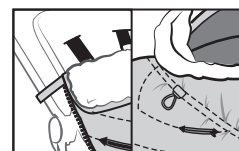
- 1 Seat your child in the stroller or car seat and fasten the safety harness as per their manufacturer's instructions.
- 2 Unzip the front panel cover. Store the Polar Igloo's back for later use.



- 3 Take the front panel cover and slip its inner bottom pouch over the bottom of the stroller or car seat to secure the cover.



- 4 Pull the pouch's elastic drawstring to adjust the tightness.



- 5 Use the hook & loop straps located on the sides of the front panel cover to attach to sidebars.

- 6 Use the elastic drawstring located underneath the top flap to adjust the snugness.

The Polar Igloo is machine washable. The care label is located on the internal side of the product.