

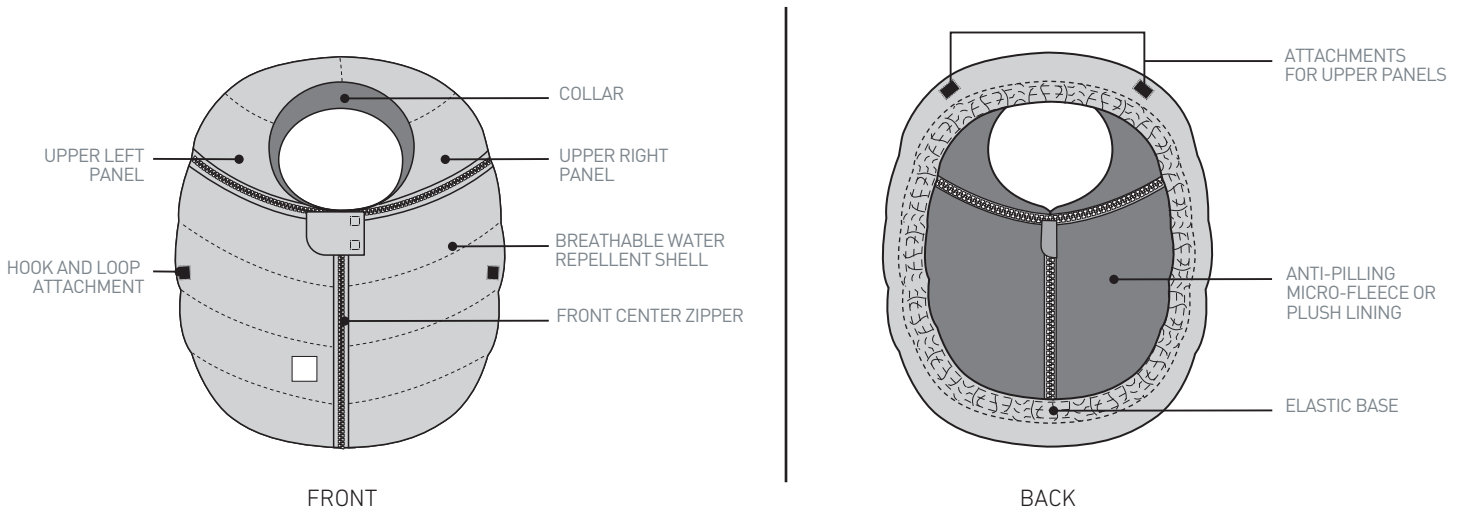
7 A.M.<sup>®</sup>  
ENFANT  
PARIS  
NEW YORK

User Manual  
COCOON<sup>®</sup>

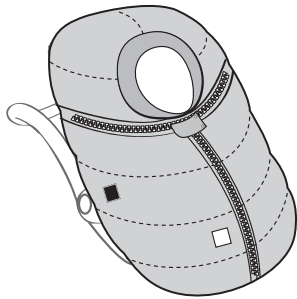
# User Manual

## COCOON®

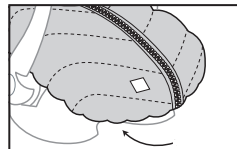
7 A.M.  
ENFANT  
PARIS  
NEW YORK



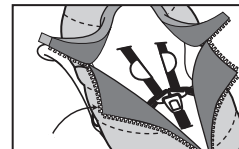
### HOW TO USE ON CARSEAT



The Car Seat Cocoon is machine washable. The care label is located on the back side of the product.



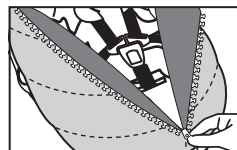
- 1 Slip the Cocoon onto the car seat using the elastic base.



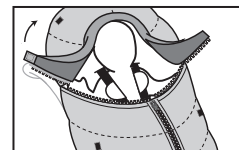
- 2 Unzip the front center zipper.
- 3 Secure the lower panels with the hook & loop attachments at the bottom left and right edges of the Cocoon so the bottom flaps stay open.



- 4 Seat your child in the car seat and fasten the safety harness as per manufacturer's instructions.



- 5 Zip the Cocoon closed from the bottom up to cover your child's body.



- 6 To uncover your child's head, unzip the right and left upper panels.
- 7 Fold the right and left upper panels back.



- 8 Secure the upper panels with the hook & loop attachments at the top right and left corners of the Cocoon.
- 9 On cold and windy days, keep the upper panels zippered closed. Your baby's head should situate well below Cocoon collar opening for maximum protection.

**WARNING:** Never leave child unattended in this product. Make sure that the child's face is not covered by any part of this product. Child should never be placed face-down in this product. Do not use this product as sleepwear or bedding. The child should not put buttons, plastic ends, snaps or other parts of this product into her/his mouth. Always use care when using zippers to avoid injury to the child. Failure to follow any warning may result in death or serious injury to the child. 7AM does not hold itself liable for any injury.