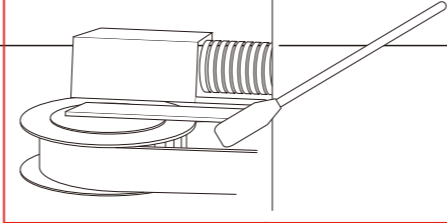
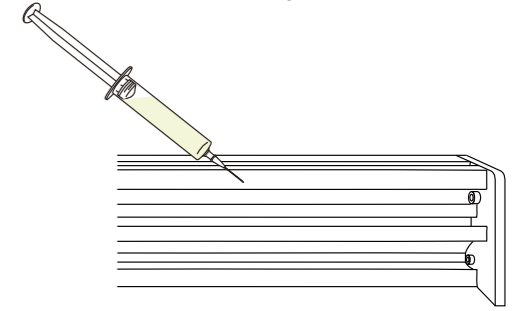


LogoJet UVx90

Belt: [White Lithium Grease](#) to help teeth slip into gear, reduces noise.



Head Rail: [Sewing Machine Oil](#)
Clean and lightly oil head rail.
One or two drops only!

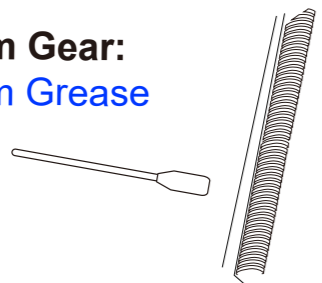


Frame Metal:
[UV Cleaning Solution](#) to remove cured ink, it will dull the surface coating. Follow up with [99% Isopropyl Alcohol](#) to remove [UV Cleaning Solution](#).

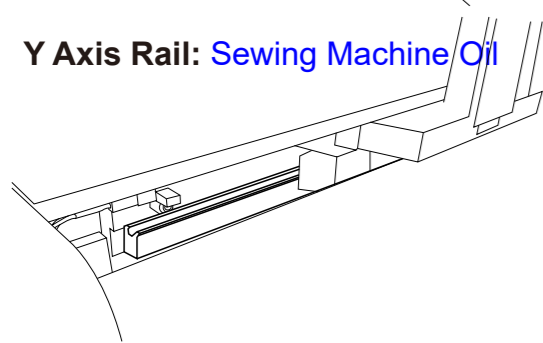
Print Head: [99% Isopropyl Alcohol](#) to clean the bottom of the head. You may use [UV Cleaning Solution](#) on the head surface and metal to break down cured ink, wipe with [99% Isopropyl Alcohol](#) after. Flush print head with [99% Isopropyl Alcohol](#) and use [Head Storage Solution](#) for long term storage.

Capping Station: [99% Isopropyl Alcohol](#) to flush cap top and lines.

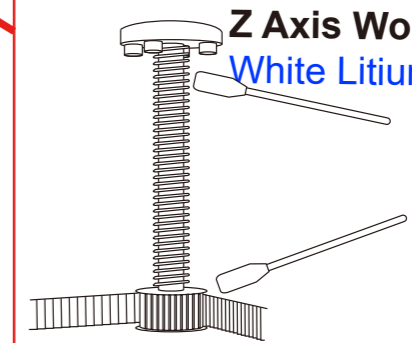
Y Axis Worm Gear:
[White Lithium Grease](#)



Y Axis Rail: [Sewing Machine Oil](#)



Z Axis Worm Gear:
[White Lithium Grease](#)



[UV Cleaning Solution](#) - Use for cured ink on metals. Clean off residue with [99% Isopropyl Alcohol](#).
[99% Isopropyl Alcohol](#) - Use on areas with liquid ink. Clean oil, grease and dirty areas. *99% is preferred over diluted.
[Head Storage Solution](#) - Use to store print head after flushing with alcohol.
[White Lithium Grease](#) - Use on worm gears and frame. Always clean intended surface prior to application.