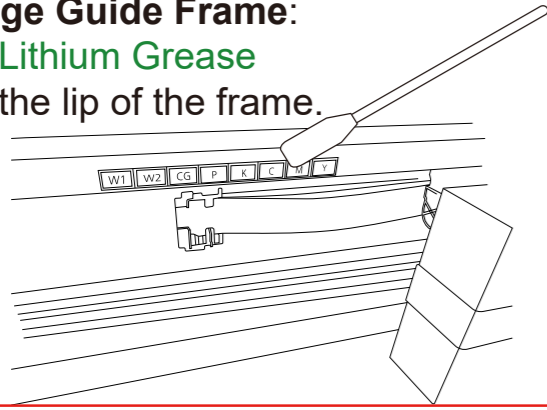


# LogoJet PRO H4

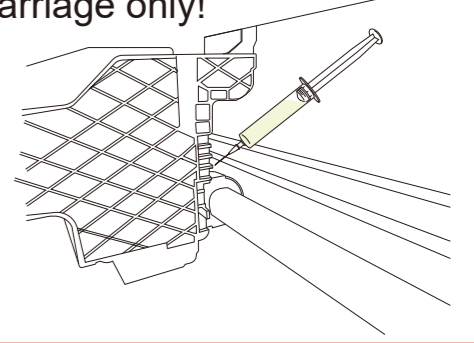
## Carriage Guide Frame:

White Lithium Grease  
under the lip of the frame.



## Head Rail: Sewing Machine Oil

One or two drops to the right side  
of the carriage only!

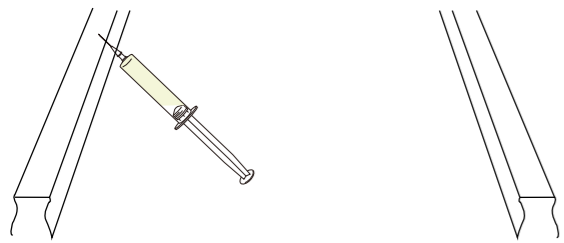


## Frame Metal:

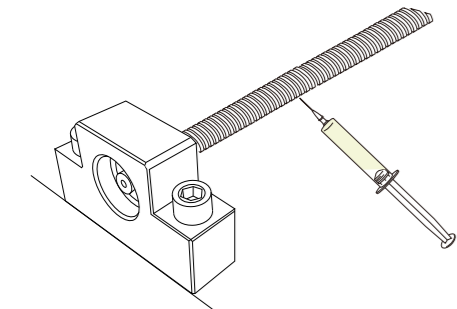
Use Isopropyl Alcohol to  
remove dried ink.



Rail Guides: Several drops of  
Sewing Machine Oil along rails.



Worm Gear: Several drops of  
Sewing Machine Oil along gear.




## Print Head: Use

99% Isopropyl Alcohol  
on the head surface and metal to  
break down cured ink.

99% Isopropyl Alcohol to  
clean the bottom of the head and  
wipe away residue.

Flush print head with 99% Isopropyl  
Alcohol and use Head Storage  
Solution for long term storage.

Capping Station: 99% Isopropyl  
Alcohol to flush cap top and lines.



Z Axis Worm Gear:  
White Lithium Grease

99% Isopropyl Alcohol - Use on areas with liquid ink. Clean oil, grease and dirty areas. \*99% is preferred over diluted.

Head Storage Solution - Use to store print head after flushing with alcohol.

White Lithium Grease - Use on Z-axis worm gear and frame. Always clean intended surface prior to application.

Sewing Machine Oil - Use on worm gear and rails.