

# SILENT ROOM S acoustic pods



## FEATURES

- Enhanced ergonomic and comfort
- Advanced lighting and ventilation
- Good Sound absorption and insulation
- Design and wide customization possibilities

## TECHNICAL INFORMATION

### External walls (5 panels upholstered with fabric) (1)

- Welded frame made of metal tube 40x20 mm;
- Angular brackets made of metal tube 40x40 mm;
- Powder coated metal;
- Height levelling feet (+30 mm);
- Made of 12 mm MFC;
- Covered with VB2240 foam (3 mm);
- Upholstered with fabric.

### External walls (1 solid panel from melamine) (1)

- Welded frame made of metal tube 40x20 mm;
- Angular brackets made of metal tube 40x40 mm;
- Powder coated metal;
- Height levelling feet (+30 mm);
- Made of 16 mm MFC with 1 mm ABS edging.

### External walls with glass panes (1)

- Metal door frame made of 40x20 mm tube;
- Powder coated metal;
- Inside gasket is made of 12 mm MFC with 1 mm ABS edging;
- Front sides and top of the metal frame covered with 16 mm MFC with 1 mm ABS edging;
- 8 mm TSG (tempered safety glass), clear.

### Internal acoustic walls (5 panels upholstered with fabric) (2)

- Frame made of metal tube 40x20 mm;
- Powder coated metal;
- Made of 12 mm MFC;
- Acoustic foam (40 mm);
- Upholstered with fabric.



### Internal front walls (5 panels upholstered with fabric) (3)

- Frame made of metal tube 40x20 mm;
- Powder coated metal;
- Made of 12 mm MFC;
- Covered with VB2240 foam (3 mm);
- Upholstered with fabric.

### Internal front walls (1 solid panel from melamine) (3)

- Frame made of metal tube 40x20 mm;
- Powder coated metal;
- Made of 16 mm MFC with 1 mm ABS edging.

### Internal front central wall (with control unit) (4)

- Top front panel is made of 16 mm MFC with 1 mm ABS edging;
- Bottom front panel with hinges is made of 16 mm MFC with 1 mm ABS edging;
- Sides and internal construction parts made of 16 mm MFC with 0,5 mm ABS edging;
- Ventilation and lighting dimming knobs are made of PA 2200 (Nylon).

### Table (without leg) (5)

- Tabletop is made of 16 mm MFC with 1 mm ABS edging;
- Box underneath the tabletop is made of 16 mm MFC with 1 mm ABS edging;
- Bracket made of metal tube 40x20 mm;
- Powder coated metal;
- Mounted 1 AC power socket (100-240 V) with or without integrated USB fast charger (USB Type A+C, max 5A).

### Ceiling (with air supply system and LED light) (6)

- Double layered ceilings made of 12 mm top and 16 mm bottom MFC panels with 1 mm ABS edging;
- Frame made of metal tube 50x20 mm;
- PIR sensor mounted in to central ceiling segment;
- Fan grills made of metal sheet (1 mm);
- Powder coated metal;
- Air supply duct inside glued with acoustic foam;
- Cable grommet Ø60 mm for optional power supply from ceiling.

### Lighting (6)

- 3xLED modules (8,92W) colour temperature approx. 3000 K, dimmable;
- 3xLED housing (asymmetrical) made of aluminium;
- LED module replacement can only be purchased from manufacturer.

### Ventilation (6)

- 2x air supply fans located in the ceilings;
- 2x air exhaust slots located in central segment of the ceilings for natural ventilation;
- Maximum airflow approx. 200 m³/h.

### Doors (L/R) (7)

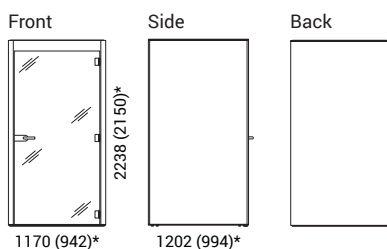
- Metal door frame made of 40x40 mm tube and 40x8 mm steel rod;
- Powder coated metal;
- Bottom of door frame covered with stainless steel profile;
- Aluminium profiles with PVC sealing fixed to internal sides and top of door frame;
- Top of the metal frame covered with 16 mm MFC with 1 mm ABS edging;
- 8 mm TSG (tempered safety glass), clear;
- Clear width of a door opening - 1004 mm.

### Control box (8)

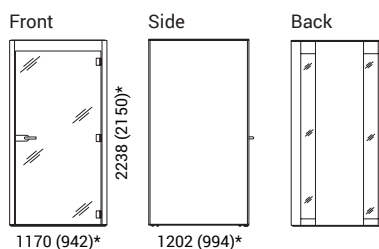
- Input (GST18i3 male): 100-240 V;
- Output (GST18i3 female): 100-240 V;
- Frequency: 50/60 Hz;
- Power cable: EU, UK, FR, CH, US – GST18i3 female, 3 m;
- Power output cable length: 0,5 m - GST18i3 male - GST18i3 female;
- Power consumption – max. 229W, standby 4,5W.

# RANGE

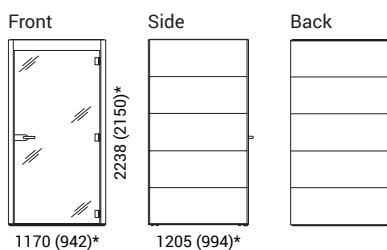
Melamine + melamine back version  
Product weight: 315 kg



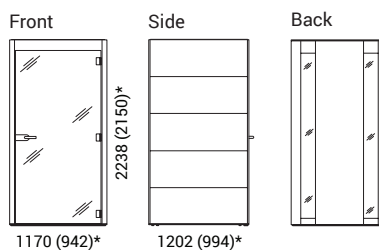
Melamine + glass back version  
Product weight: 308 kg



Fabric + fabric back version  
Product weight: 305 kg



Fabric + glass back version  
Product weight: 302 kg



\*External dimension (internal dimension)

! Recommended height of the space for SILENT ROOM installation –  $\geq 2400$  mm.

## Optional



Autonomous smoke alarm device



Smoke alarm device for alarm system



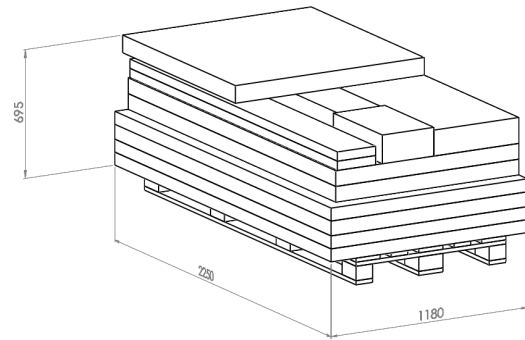
Dark grey carpet for 1 person\*\*

\*\*Highly recommended when SILENT ROOM is placed on the hard flooring. Not recommended to use on carpet!

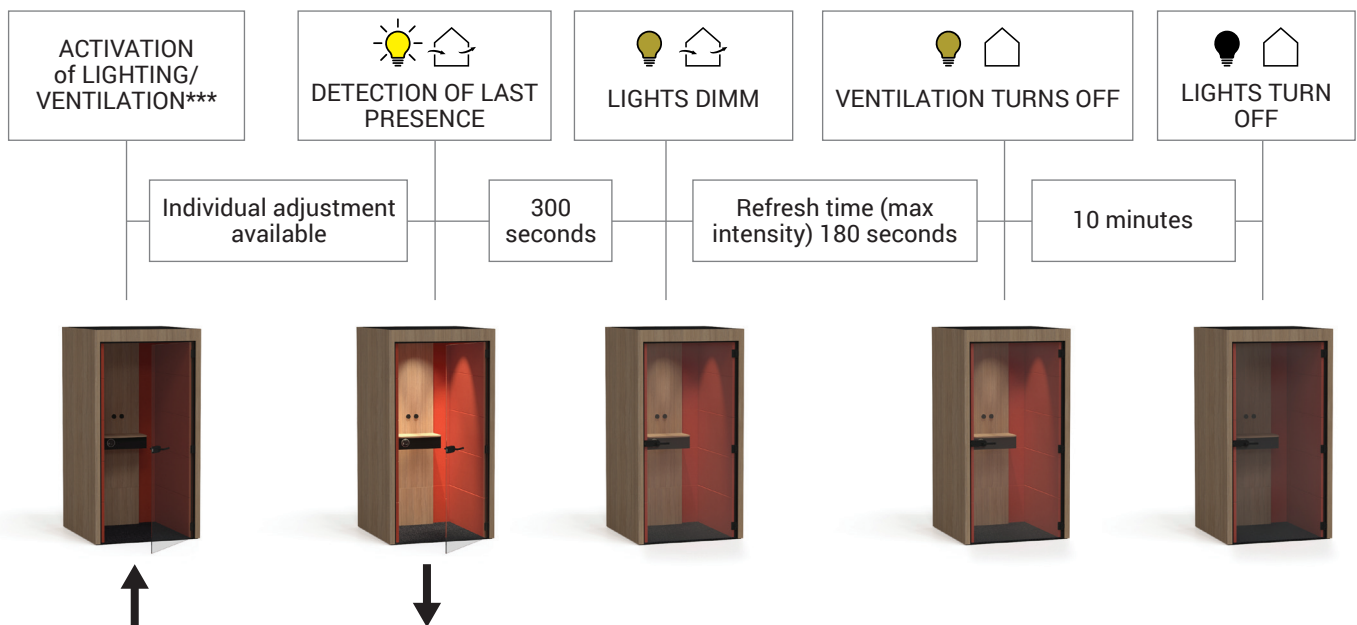
## ADDITIONAL INFORMATION

Shipping dimensions (WxDxH): 2250x1180x695 mm

(Accessories not included)



### AUTOMATIC OPERATION



\*\*\*Lighting/ventilation always starts in DEFAULT mode if custom mode is not set.