

NOVA Wood meeting and coffee tables



FEATURES

- Easy to assemble and disassemble - "metal to metal" construction
- Just one tool for assembling (DIN911 S5)
- Bolted connections (without screws)

QUALITY STANDARD

- LST EN 527-1:2011
- LST EN 527-2:2017
- LST EN 1730:2012

TECHNICAL INFORMATION

Tabletop

- 25 mm MFC (melamine) with 2 mm ABS edging;
- 26 mm MDF covered in HPL with sloping painted edges;
- Sloping painted edges: white or black colour;
- The corners of sloping desktop are rounded: R100 mm;
- 10 mm gap between the legs and the desktop.

Legs (meeting tables)

- Lacquered and stained natural ash solid wood;
- Glued wood construction;
- With metal inserts for fixing;
- Plastic feet with height levelling (+10 mm).



Metal beam

- Metal tube - 40x20 mm;
- With welded metal plates for leg fixing;
- Powder coated metal.

Central leg (solid wood leg fixed into metal tube)

- Lacquered and stained natural ash solid wood;
- Glued wood construction;
- With metal inserts for fixing;
- Plastic feet with height levelling (+10 mm);
- Metal tube: 120x40 mm, powder coated metal.

Legs (coffee tables)

- Lacquered and stained natural ash solid wood;
- Glued wood construction;
- Powder coated metal;
- Plastic feet with height levelling (+10 mm).

Edge type



ABS edge
(melamine)



Sloping edge (HPL)

Electrical and cable management



With power sockets



With insert and
power sockets



With insert and
grommets for wire
management

Inserts

- Lacquered and stained;
- 25 mm chipboard covered in ash wood veneer with 1,5 mm edging (for plain edges desktops);
- 26 mm MDF covered in ash wood veneer with 1,5 mm edging (for sloping edges desktops).

Grommets

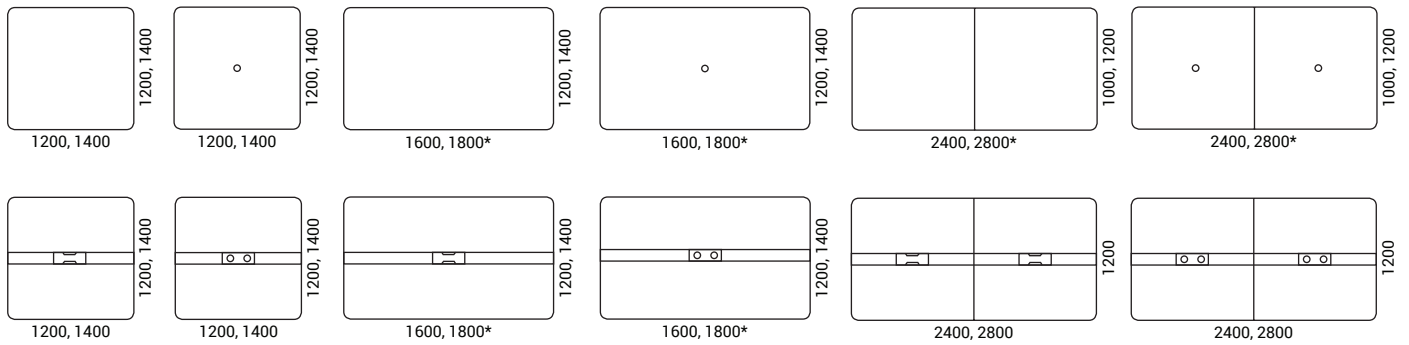
- Lacquered and stained;
- 9 mm MDF covered in ash wood veneer with painted edges.

Cable tray (included)

- Dimensions: 500x100, H=110 mm;
- Matches the colour of frame.

RANGE

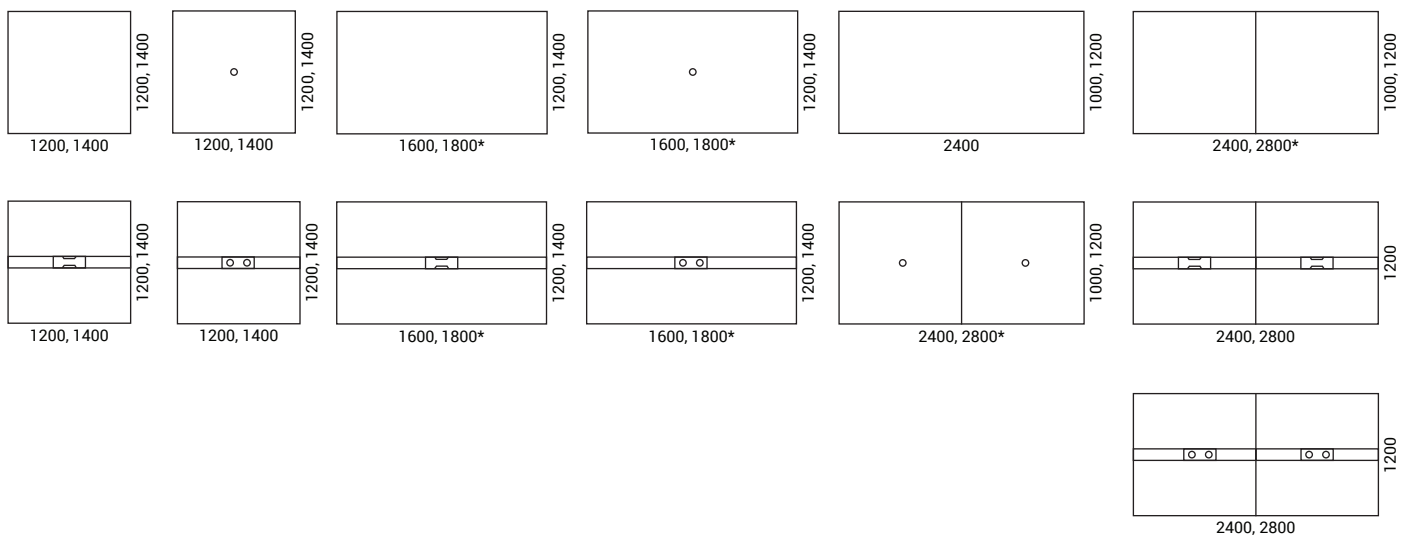
Meeting tables with HPL tabletop



* - only 1200

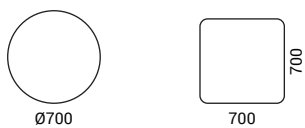
1400x1400 mm and 1600x1400 mm not available in HPL: H70B01 and H70B02

Meeting tables with melamine tabletop

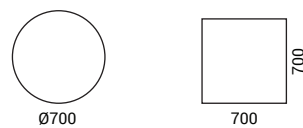


* - only 1200

Coffee tables with HPL tabletop



Coffee tables with melamine tabletop



Optional



Power socket blocks



Cable clips



Cable ducts



Vertical metal cable tray (suitable only for central wood leg)