






SOPHIE

Shapes and sizes (in cm)

Furniture	Width	Depth	Height	Icon
2-seat sofa	170	91 (seat depth 57 cm)	80 (seat height 46 cm)	
2,5-seat sofa	210	91 (seat depth 57 cm)	80 (seat height 46 cm)	
3-seat sofa	230	91 (seat depth 57 cm)	80 (seat height 46 cm)	
3,5-sofa with extra cantilever leg	270	91 (seat depth 57 cm)	80 (seat height 46 cm)	
Armchair	110	91 (seat depth 57 cm)	80 (seat height 46 cm)	
Pouffe (without storage unit)	65	65	46	
Lumbar pillows P17 (optional) set of 2 pcs.	70	5,5	27	
Lumbar pillows P18 (optional), set of 2 pcs.	60	5,5	27	





SOPHIE

3-seat sofa Sophie



**3-seat sofa Sophie
with optional lumbar pillows**



Armchair Sophie



Pouffe/footstool Sophie





SOPHIE

3,5 -seat sofa Sophie



**3-seat sofa Sophie
with optional lumbar pillows**



SOPHIE

Technical data:

- Wooden legs - raw oak and others; a total of 7 colors to choose from the Scandinavia Top Line sampler;
- The 3.5-seat sofa has an additional cantilever leg to ensure furniture stability;
- Optional lumbar pillows - ordered on a separate index; cushions for armchair and 2-seat sofa are in size 60x5,5 x 27cm and cushions for 2,5-; 3-; 3.5-seat sofas are in size 70x5,5 x 27cm;
- Frame construction - wood, plywood + upholstery belts;
- Seat and back: highly elastic HR foam;
- It is not possible to combine fabrics under one piece of furniture;
- Is recommended to order all furniture sets at the same time due to the possibility of color differences in fabric from different production batches;
- The furniture is aesthetically finished at the back (can stand in the center of the room);
- Sophie is not offered in fabrics Benton;

Color of legs:

