




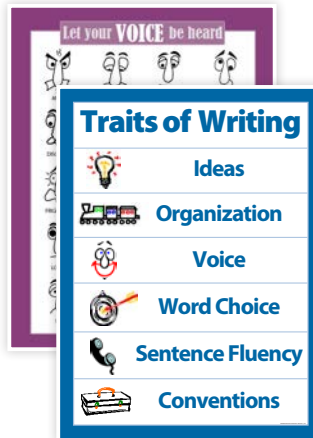
LITERACY RESOURCES




The road map for teaching reading comprehension



PROFESSIONAL BOOKS



DIGITAL DOWNLOADS



CLASSROOM MATERIALS

Order online at [The Literacy Store.com](http://TheLiteracyStore.com) or call (888) 376-0448

*Prices & availability subject to change.

READING RESOURCE

The Comprehension Playbook



The Comprehension Playbook

By Kristina Smekens

Kindergarten.....	Item #440	Grade 4	Item #444
Grade 1.....	Item #441	Grade 5	Item #445
Grade 2	Item #442	Grade 6	Item #446
Grade 3	Item #443	Grades 7-12	Item #447

\$89.99 each

K-5 Bundle.....	Item #448	\$149.99
K-12 Bundle	Item #449	\$169.99

Just as an athletic coach operates from a tried-and-true book of plays, teachers need their own playbook for leading successful whole-class reading comprehension instruction. Supporting a full year of lesson concepts, *The Comprehension Playbook* provides easy-to-follow guidance on which comprehension skills to teach per grade range. The compilation of “plays” teaches students to:


- Ask & answer questions.
- Retell/Summarize literature.
- Retell/Summarize informational text.
- Track ideas across a text.
- See text organization.
- Analyze author choices.
- Compare texts and experiences.
- Synthesize ideas across texts.



Order online at
The Literacy Store.com
or call **(888) 376-0448**



Learn more about *The Comprehension Playbook* on our website.



Each comprehension play includes:

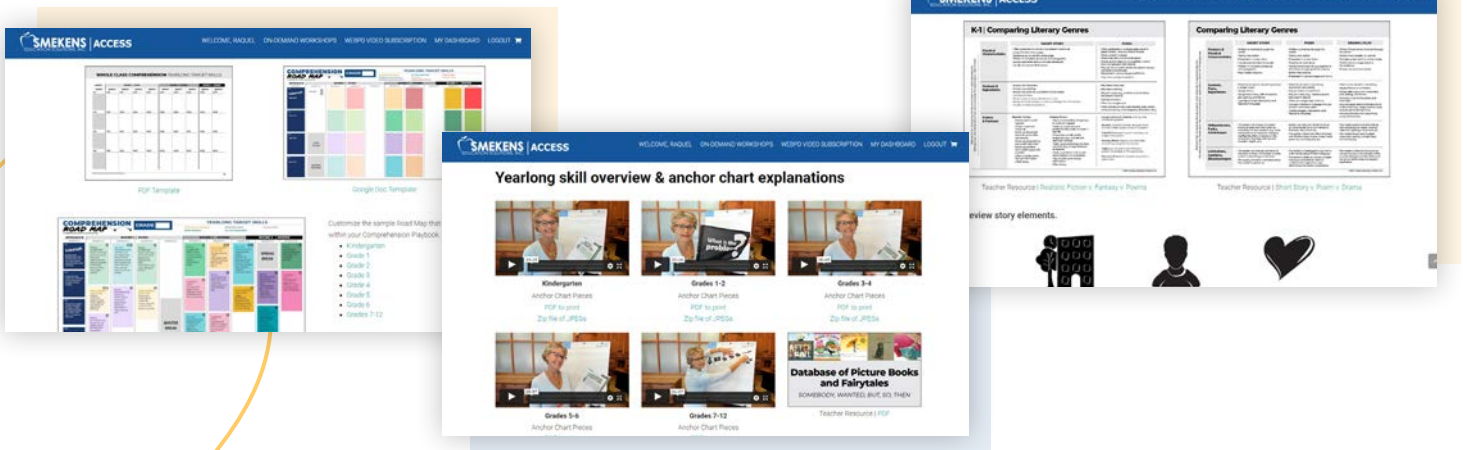
- ✓ A list of the College and Career-Ready Standards that support the skill.
- ✓ A vision for spiraling and layering instruction throughout the year.
- ✓ A detailed description of explicit points to make per instructional round.
- ✓ A suggested full-color anchor chart to build and grow throughout the year.
- ✓ Text considerations that support each lesson series.



Includes exclusive, LIFETIME access to digital resources

Digital resources include:

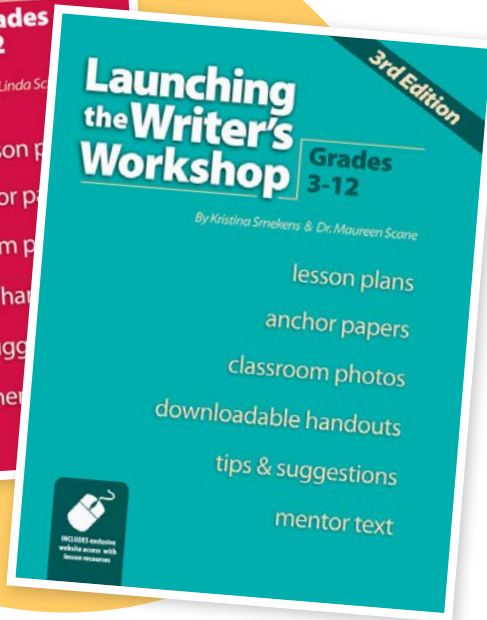
- ✓ Grade-specific anchor chart walk-throughs.
- ✓ Resources to help you implement each comprehension “play”.
- ✓ Related articles and videos to deepen your understanding.
- ✓ Customizable road maps for teaching reading comprehension.
- ✓ Ready-to-use Google Docs, PDFs, JPEGs, and more.



WRITING RESOURCE

Launching the Writer's Workshop

**Grades K-2
(3rd Edition)**
By Kristina
Smekens
& Linda
Schmidt
Item #18671
\$27.99



This resource targets the heart of what every teacher wants for the initial weeks of school:

1. Strategies to establish the writer's workshop environment through routines, procedures, and expectations.
2. Methods to define the ingredients of "good" writing so everyone is using a common language.
3. Foundation-building mini-lesson ideas that teach students how to craft stronger writing.

**Grades 3-12
(3rd Edition)**
By Kristina
Smekens &
Dr. Maureen
Scane
Item #18688
\$27.99

Each lesson includes:

- A purpose and rationale for the lesson.
- A list of resources and teacher preparation required before delivering the lesson.
- A detailed description of the lesson execution.
- Suggestions for utilizing writing samples or mentor text to support the lesson.
- Follow-up activities that relate to the initial lesson.
- A "secret site" link of resources containing writing samples, handout templates, Smartboard documents, PowerPoint presentations, and more that support each lesson.

- ✓ **Over 100 Mini-lessons**
- ✓ **New Smekens strategies**
- ✓ **Digital downloads**
- ✓ **And much more!**



LIFETIME
ACCESS TO
DIGITAL
RESOURCES!



Order online at
The Literacy Store.com
or call (888) 376-0448



Learn more about
Launching the Writer's
Workshop on our website.

**Prices & availability subject to change.*

6 TRAITS OF WRITING

Writers utilize the Six Traits of Writing when they —



Visit www.SmekensEducation.com to download the 6-Traits Smekens icons for FREE. Once you're at the Smekens website, simply type "Introduce the 6 Traits" in the search box. Then select the first article. Or scan this QR code with your mobile device.



IDEAS

Elaborate effectively on a single topic to convey a clear message.



ORGANIZATION

Reveal ideas within a logical order, including a beginning, middle, and end.



VOICE

Increase reader engagement with intentional writer feeling, attitude, and emotion.



WORD CHOICE

Use the right word in the right place to convey just the right meaning.



SENTENCE FLUENCY

Improve the readability of a piece with complete thoughts and sentence variety.



CONVENTIONS

Make writing more correct by following rules of capitalization, spelling, grammar, and punctuation.



Let Your VOICE Be Heard Poster

Item #108 \$2.99

This 18" x 24" classroom poster includes 20 facial expressions to remind students to utilize voice in their writing.



6-Traits Cheat Sheet

Item #103 \$0.99

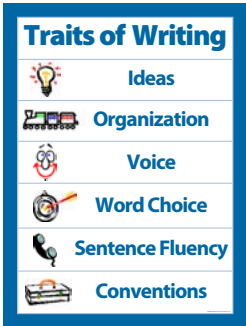
If you are working to implement the 6 Traits within your classroom or school building, then your first goal should be to know the traits yourself. The 6-Traits Cheat Sheet is the size of a small postcard and includes the key writing trait information for primary grades on one side (blue) and the upper grades on the other side (green).



Bright Ideas Light Bulb

Item #177 \$3.99

Use this handy squeezable light bulb as an icon trigger for your mini-lessons on the trait of ideas. Approximately 4" tall.



Traits of Writing Poster

Item #117 \$2.99

This 18" x 24" classroom poster lists the 6 Traits of Writing and associates each trait with a graphic icon to help students remember the role of each trait. The graphic icons are the same ones that appear on all other Smekens Education 6-Traits products.

Purple Highlighter Item #112 \$2.99 each

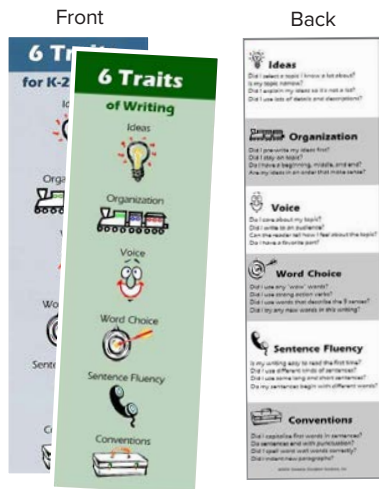
This hard-to-find tool is great for identifying strong word choice in student writing. Instead of writing "wow word" over and over, simply highlight those words that grab your attention.



TEACHER FAVORITE

6-Traits Bookmarks

The 6-Traits student bookmark for both the primary and upper grades keeps the traits in front of kids with a consistent set of graphic icons to represent each trait. The back side includes an age-appropriate set of "memory joggers" for each trait.



K-2 writers (blue)
Item #101

3-12 writers (green)
Item #102
\$5.99 for a set of 30



Conventions Tool Belt

Item #197 \$8.99


Wear the Conventions Tool Belt to encourage students to use the tools and rules that will improve their writing. Fill the multiple pockets with real writer items like an editing checklist, an eraser, a pocket dictionary, a spaceman tool, MLA/APA citation manual, etc.

*Items in the sample picture are not included.

K-12 Conventions Booklet

Item #138 \$6.99

The K-12 Conventions Booklet will provide teachers with 10 common purposes that conventions serve in all types of writing. Each page of this staple-bound booklet lists all the convention skills per grade level, as indicated in the K-12 Language Arts Standards. Adjacent to every skill is also a description of the purpose it serves in sentences/writing. In addition, each skill and purpose is followed by one or more examples.



Writing Mini-Lesson Labels

Item #150 \$6.99/set

A set of Writing Mini-Lesson Labels includes 6 oversized labels, one per trait. The sticker serves as a table of contents. As you find ideas and strategies for different writing skills, you can check off the skills on the labels. You'll have a handy checklist of what you have and what you need. Product consists of six 8.5" x 11" full-sheet, pre-printed labels.



Order online at [The Literacy Store.com](http://TheLiteracyStore.com) or call (888) 376-0448

*Prices & availability subject to change.

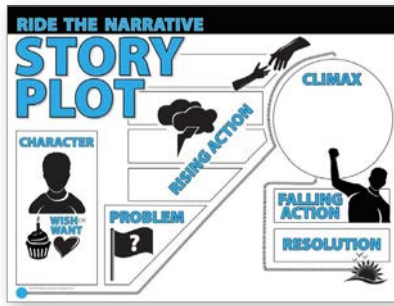
SMEKENS CLASSROOM POSTERS

Constructed-Response Writing

- 1 Understand the task
- 2 Restate the question
- 3 Provide a general answer
- 4 Skim the text
- 5 Cite multiple author details
- 6 End with why evidence fits
- 7 Reread only your response

Constructed-Response Writing Poster Item #132 \$2.99

Take the mystery out of constructed-response writing skills by following the simple step-by-step hopscotch numbers for the basics of building a successful written response.



Ride the Story Plot Poster Item #207 \$2.99

Well-written narratives all have the same story shape—that of an airplane or roller coaster ride. After some initial information about main character(s) and setting, the story takes off when the problem/conflict is identified. As the story

progresses, the problem gets worse, and the action escalates to its climax. From that high point, the final details fall quickly into place and the story ends smoothly.



ABC Poster Item #105 \$2.99

This colorful poster includes each letter of the alphabet and space for a topic or concept in the center. It is an excellent tool for generating details before writing, targeting specific word choice, reviewing content-area material before a test, and more. Teachers love to laminate this 18" x 24" poster for easy write-on/wipe-off functionality.

Argumentative Essentials

- Study sides of an issue
- Develop logical reasons
- Present both sides
- Conclude the argument
- Connect ideas logically
- Apply a formal style

Argumentative Item #128 \$2.99 each

Persuasive Essentials

- Identify topic & position
- List many good reasons
- Organize key points
- End with what you want
- Express your attitude
- Employ exact words

Persuasive Item #160 \$2.99 each

Informative Essentials

- Select a narrow topic
- List important points
- Add specifics & support
- Group related details
- Restate the topic/thesis
- Use topic-related words

Informative Item #158 \$2.99 each

Narrative Essentials

- Create a basic plot
- Hook & satisfy readers
- Sequence time & events
- Describe the action
- "Show" close-up details
- Set the right mood

Narrative Item #159 \$2.99 each

Spanish Genre Posters \$3.99 each

argumentativo

Estudia los aspectos de una cuestión

Item #229

persuasivo

Identifica el tema y la postura

Item #232

informativo

Elige un tema limitado

Item #230

narrativa

Crea una trama básica

Item #231

WRITING FROM SOURCES

SOURCE 1, SOURCE 2, SOURCE 3, SOURCE 4

SYNTHESIS

Writing From Sources Poster Item #218 \$5.99

Synthesizing ideas across sources requires two separate steps, and this poster accounts for both. STEP 1: Collect relevant textual details on sticky notes while keeping source-specific information organized. STEP 2: Read through all of the details and group similar ones to generate new and bigger thoughts; note these syntheses within the ba-bam bubbles to the right.

TEXT CLUES + BACKGROUND KNOWLEDGE = INFERENCE

Inference Poster Item #233 \$5.99

Color-coded to match the *Reading Voice* (green) and the *Thinking Voice* (yellow), this poster will help students understand how to take text clues (green), add background knowledge (yellow), and make an inference (pink) about their reading. Use sticky notes with the poster during your whole-class comprehension mini-lessons to demonstrate your thinking during a *Think Aloud*. Then switch out the sticky notes for a *We-do* example. Consider laminating it to increase its durability.

YES, MA'AM

Me Author Author Me

Yes, MA'AM Poster Item #184 \$2.99

Provide students a visual reminder for constructed-response writing with a Yes, MA'AM poster. Each letter of the acronym stands for part of a response required on many standardized tests (M=Me, A=Author, M=Me). Students simply follow the formula to build a successful written response.

EVIDENCE

Evidence Poster Item #203 \$2.99

This poster spells out the citing-evidence procedure. Using the

E.V.I.D.E.N.C.E. acronym, students will: Enter the text looking for the most Vital Information and Details. They will Extract them, Name them, Cite them, and then Explain them within their written responses.



Order online at **The Literacy Store.com** or call (888) 376-0448

BUNDLE CHOICES

Save some money by buying resources in popular bundle options.

Six-Traits Starter Kit

Grades K-2, Item #405
Grades 3-12, Item #406

- \$2.99 Traits of Writing Poster
- \$2.99 Voice Poster
- \$2.99 ABC Poster
- \$8.99 Conventions Tool Belt
- \$6.99 K-12 Conventions Booklet
- \$2.99 Purple Highlighter
- \$3.99 Conferencing Cards
- \$0.99 6-Traits Cheat Sheet
- \$5.99 6-Traits Bookmarks (Primary or Upper Grades)
- \$3.99 Bright Ideas Light Bulb
- \$11.96 Genre Posters (Argumentative, Persuasive, Informative, Narrative)



Save \$14
~~\$54.86~~ now
\$40.86

Smekens Poster Bundle

Item #402

- \$2.99 ABC Poster
- \$2.99 Argumentative Poster
- \$2.99 Constructed-Response Poster
- \$2.99 Evidence Poster
- \$2.99 Gaming Poster & Strategy Card
- \$5.99 Inference Poster
- \$2.99 Informative Poster
- \$2.99 Narrative Poster
- \$2.99 Persuasive Poster
- \$2.99 Ride the Story Plot Poster
- \$2.99 Traits of Writing Poster
- \$2.99 Voice Poster
- \$5.99 Writing From Sources Poster
- \$2.99 Yes, MAAM Poster

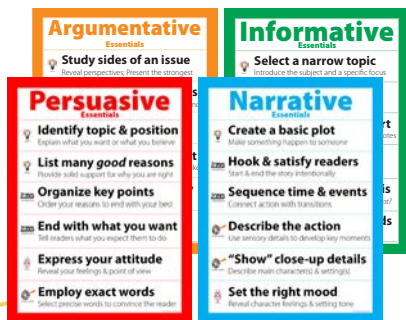


Save \$10
~~\$47.86~~ now
\$37.86

Smekens Genre Poster Bundle

Item #403

- \$2.99 Argumentative
- \$2.99 Persuasive
- \$2.99 Informative
- \$2.99 Narrative



Save \$2
~~\$11.96~~ now
\$9.96

Comprehension Starter Kit

Item #453

- \$5.99 Comprehension Voice Signs
- \$5.99 Inference Poster
- \$5.99 Writing from Sources Poster
- \$9.99 What is the Problem? Flag
- \$2.49 WhyLighter Pen
- \$2.99 Ride the Story Plot Poster
- \$4.99 Text-Evidence Peepers
- \$4.99 Story Cube
- \$12.99 Text Features Cards
- \$2.99 Perspectives Mask



Save \$10
~~\$59.40~~ now
\$49.40



Order online at
The Literacy Store.com
or call (888) 376-0448

TRAIT TRACKERS

Tracking the 6 Traits in 20 Popular Children's Books

Item #116 **\$15.99**


This updated resource by Kristina Smekens makes it easy to use picture books as mentor text by "tracking" when and how the Six Traits appear in 20 popular titles. Featuring one bookmark-sized card for each mentor text, each card offers a page-by-page citation of the Six Traits in action.

- Use children's books to teach the 6 Traits of Writing.
- Develop skill-based mini-lessons using selected children's books.
- Utilize book excerpts that support individual traits.



Watch as Kristina Smekens explains how to use Trait Trackers in your classroom.


Track the Traits in these popular titles:




Fancy Nancy
Item #542092 **\$17.99**



Come On, Rain!
Item #331258 **\$18.99**




Lilly's Purple Plastic Purse
Item #128975 **\$19.99**




The Polar Express
Item #580145 **\$19.99**




Saturday Night at the Dinosaur Stomp
Item #638870 **\$7.99**




Click, Clack, Moo: Cows that Type
Item #832130 **\$17.99**




Arnie the Doughnut
Item #79473 **\$8.99**




The Napping House
Item #567088 **\$18.99**




Rattletrap Car
Item #620073 **\$8.99**




Saturdays and Teacakes
Item #453030 **\$17.99**




Fireflies!
Item #710551 **\$7.99**




Night Noises
Item #574215 **\$7.99**




The Recess Queen
Item #206372 **\$18.99**




When Sophie Gets Angry—Really, Really Angry...
Item #598453 **\$7.99**




Diary of a Worm
Item #1506 **\$18.99**



Harriet, You'll Drive Me Wild!
Item #45982 **\$7.99**



Piggie Pie!
Item #866184 **\$8.99**



The Relatives Came
Item #717383 **\$8.99**



Wilfrid Gordon McDonald Partridge
Item #291266 **\$7.99**




Order online at
The Literacy Store.com
or call (888) 376-0448

*Prices & availability subject to change.

READING RESOURCES



Revised & Redesigned



Evidence Bags
Item #193 \$5.99

The Evidence Bag reinforces what counts as textual evidence. Before the activity, the teacher would write/type multiple sentences from a text onto individual strips of paper. After reading the entire text, the teacher makes a claim about the information (e.g., *The main character is courageous*). Like a reading detective, students work in small groups to read each sentence strip and determine if it's evidence to support the opinion or merely a detail from the original passage. Each strip that is identified as evidence is then collected within the Evidence Bag.



Launch the Reading Block, 2nd Edition

Item #245 \$16.99

Kristi McCullough opens this resource with a big-picture vision for how whole-class mini-lessons, small-group instruction, and literacy stations ultimately work together to support students mastering literacy skills. Then it describes the importance of foundational lessons to establish routines, outline expectations, and build stamina at the beginning of the school year. The subsequent pages outline a day-by-day schedule of mini-lessons needed to achieve this during the first six weeks.

In addition, this resource debunks misconceptions in order to overcome common management pitfalls when teaching reading.




Watch as Kristina Smekens explains how to use this product in your classroom.



WhyLighter Pen
Item #244 \$2.49

Teach students to replace highlighting with *why*lighting. Show them the importance of marking key words and phrases intentionally and then noting their thinking beside the text.



Teaching & Prompting Guide
Item #190 \$6.99

This 4-page guide provides insight into reader behaviors and reading strategies. Each strategy includes skills with prompts and questions for each developmental stage of reading (Pre-A/Emergent, Early/Beginning, Transitional, and Fluent).



Text Features: The Purposeful Parts of Text
Physical Set: Item #234 \$12.99
Digital Set: Item #592 \$9.99

Whether it's a headline or time line in print text or a hyperlink or button in digital text, Strong readers learn to navigate efficiently using physical text features authors and publishers provide. To support instruction of these purposeful

reader tools, each text feature in the set includes a visual representation on the front side and detailed explanation of its purpose and function on the back.



Text-Evidence Peepers
Item #247 \$4.99
When teaching about text evidence, utilize the Peepers to help students understand that evidence comes from literal details found in the text.



Perspectives Mask
Item #250 \$2.99

Use this mask to emphasize that readers must infer the perspective of literary characters, poem speakers, or essayists. A character or Individual hints at his attitude or feeling, all the while "hiding behind a mask."



Comprehension Voice Signs
English: Item #130 Spanish: Item #217
\$5.99 each

Introduce the three reader "voices" to your students. Explain that all readers have these voices in their heads: *Reading Voice*, *Thinking Voice*, *Distracting Voice*. After explaining the voices, reference them frequently in future lessons by holding up these signs.



Watch as Kristina Smekens explains how to introduce the three different voices in a reader's head.



Order online at
The Literacy Store.com
or call (888) 376-0448

*Prices & availability subject to change.

READING RESOURCES

CLOSE-READING RESOURCES


Close-Reading Questions Foldouts

When preparing for a close reading, teachers must prepare text-dependent questions that scaffold students' thinking about the author's ideas. Broken into the three phases of close reading, the Close-Reading Questions foldouts allow teachers to select the most relevant questions for each text. Two different sets of questions are available (literature/fiction and informational text/nonfiction).

- Sold as a set: Item #SM187 **\$7.99**
- Informational-Text Questions only: Item #SM188 **\$4.99**
- Literature Questions only: Item #SM189 **\$4.99**



Watch as Kristina Smekens explains how asking the right questions during reading meets the requirements of the College and Career-Ready Standards.



Close-Reading Triggers

Item #SM186 **\$8.99** *Limited quantities available*

Sold as a set, use these triggers to help students with their close reading. These icons match all other Smekens Education close-reading products.

EYEGASSES: Paraphrase/retell details, summarize important concepts, and determine the main ideas.

MICROSCOPE: Analyze the text and evaluate author decisions about word choice, organization, and perspective.

TELESCOPE: Readers zoom out to critique visual features of the text, evaluate text quality and author credibility, and make text-to-text connections.



Common Core Reading Standards Foldout Item #133 **\$7.99**

The Common Core Reading Standards foldout allows you to see the big picture and how reading skills build on one another throughout the progression of grades. The foldout features Reading Standards for Informational Text K-12 on one side and Reading Standards for Literature K-12 on the other side.



"Reading" Visuals & Videos Signs


Item #192 **\$6.99**

The front side of the three vertical signs each includes the relevant close-reading icon and key questions. The back side of each sign includes additional questions the teacher may ask during that phase of close reading.



Order online at
The Literacy Store.com
or call (888) 376-0448

TOOLS FOR TEACHING



Writing-About-Reading Frames

Item #198 \$4.99 each

After reading literature or informational text, it's common to have students generate a written response. These complex tasks are presented as an extended-response writing and follow a predictable structure. The Writing-About-Reading Frames include over two dozen typical prompts seen on standardized assessments. Organized by Narrative Writing, Literary Analysis, and Research Writing, teachers can plug in any title, author, concept, or plot information to generate a persuasive, argumentative, informative, or narrative response.



Serving Up Synthesis Set

Item #196 \$6.99

The synthesizing process is like baking a cake. Readers have to add multiple ingredients (additional thoughts) to the powdered cake mix (the original text) in order to produce a cake (achieve a new understanding or realization). Teach this process explicitly.

- 1) Introduce the six "ingredients" to consider when reading any text—background knowledge, setting/context, emotional reaction, other viewpoints, genre considerations, lingering questions. Represent each type of thought with a labeled spoon.
- 2) Read a powerful excerpt/text.
- 3) Holding up one spoon at a time, ask questions from the color-coordinated recipe cards.
- 4) Using the seventh recipe card, show students how to add up their thoughts, thinking beyond the text's meaning and considering why it matters. The seventh recipe card includes "baking time" questions to help students achieve a culminating synthesis.

Classroom Strategies to Stimulate · Motivate Invigorate · Activate Captivate



Engage the Class Teacher Clipboard

Item #209 \$8.99

A student's level of engagement falls when he is stationary and silent. This is when learning stalls. However, the intentional and frequent use of physical movement, peer conversations, and classroom space all activate and stimulate student thinking. As a teacher, keep a list of such activities handy with this clipboard.

TALK MOVES

Talk Moves are designed to create a classroom culture where students are regularly expected to speak, listen, and respond to one another. Each gesture serves a different purpose in establishing and/or maintaining a dynamic conversation.



Talk Moves Mini-Poster Set

Item #210 \$7.99

Melding thinking with others helps students' ideas gain strength and grow. Using hand signals during whole-class conversations, students communicate what they are thinking—even when they are not the ones speaking out loud. The eight Talk Moves within this mini-poster series include:

- I have an answer.
- I can repeat.
- I am confused.
- I agree.
- I can add on.
- I have proof.
- I disagree.
- I can clarify.



Order online at
The Literacy Store.com
or call (888) 376-0448

*Prices & availability subject to change.


PARENT INVOLVEMENT



Parent Strategy Cards \$0.59 each

Each of the three Parent Strategy Cards is designed to be a quick reference and "idea generator" that parents can use with their children every day to develop skills in reading comprehension, vocabulary, and writing. These colorful 6" x 11" cards make for a great giveaway during parent nights and open houses!

Spanish versions available



Reading Comprehension

English: Item #109
Spanish: Item #214

Expanding Vocabulary

English: Item #110
Spanish: Item #215

Writing

English: Item #111
Spanish: Item #216



Revision Conferencing Cards

Item #106 \$3.99/set

Asking the right questions can cause writers to re-enter their drafts and ultimately strengthen them. The Revision Conferencing Cards provide those questions, making it easy for the teacher or a peer to direct a writer to the portions of his work that need more attention. The set of 5 cards comes with instructions that outline how to best use this valuable tool.

TOOLS FOR TEACHING



Story Cube

Item #249 \$4.99

Use the Story Cube to introduce, define, and review the story elements found in literature (i.e., character, setting, problem/flag, rising action/storm cloud, solution/victory).

What is the problem? Flag

Item #211 \$9.99

Reinforce the most essential ingredient in narratives: Every story needs a problem. Use this flag as a mini-lesson trigger during any narrative-writing unit.



Watch as Kristina Smekens explains how to use the placemats in your classroom.

Think, Ink, Pair, Square Placemats

Item #139 \$2.99 per mat

(Price Note: One unit is one placemat. Colors vary.) Engage learners to think, work with peers, and then share what they know using these graphic organizers to review recently taught concepts. 10.75" x 16.5" laminated card stock.



Front & back of card

Writer Conference Compliment Card

Item #219 \$1.99


When conferring with writers, provide them each a trait-specific compliment; tell the writer what he did well. For example, *Jeremy, your word choice in this piece is fantastic! I love the words "bloated, alarmed, and screeched."* **AWESOME verbs!** Providing such a compliment is important because often this wasn't something the writer did intentionally; it was by accident. Name the skill so he will do it again, on purpose, in the future.



Order online at
The Literacy Store.com
or call (888) 376-0448

*Prices & availability subject to change.


DIGITAL DOWNLOADS



6-Traits Picture Book Recommendations
Item #528 Free




6-Traits Writing Icons & Posters
Item #503 Free




The 6 Traits in the Writing Process Poster Set
Item #538 Free



Language Arts Genre Essentials Posters & PowerPoint Presentations
Item #524 \$6.99



Peer-Revision Conferencing Cards
Item #525 \$2.99



Fluency: Hearing Punctuation
Item #530 Free

FIGURATIVE LANGUAGE FINDINGS



Judy Moody Saves the World
Item #519 \$0.99

Nancy Clancy Super Sleuth
Item #521 \$0.99

Tuck Everlasting
Item #523 \$1.99

Magic Tree House #1: Dinosaurs Before Dark
Item #520 \$0.99

Punished!
Item #522 \$0.99

Lord of the Flies
Item #550 \$1.99

The Mighty Miss Malone
Item #551 \$1.99




Writing Parent Pack (Full edition)
Item #501 \$12.99

Chapter editions, Item #	Price
Sentence Building (Fluency), #504	\$2.99
Specific Vocabulary (Word Choice), #505	\$2.99
Story Writing (Organization), #506	\$3.99
Topic Development (Ideas), #507	\$3.99
Writing About Reading, #508	\$2.99
Writing Process, #509	\$3.99
Writing Rules (Conventions), #510	\$3.99



Reading Parent Pack (Full edition)
Item #500 \$12.99


Chapter editions, Item #	Price
Comprehension, #511	\$4.99
Fluency, #512	\$2.99
Phonemic Awareness, #513	\$2.99
Phonics, #514	\$3.99
Vocabulary, #515	\$3.99




Sing & Comprehend Digital Edition
Item #555 \$5.99



Grades K-2
#535




Grades 3-5
#533




Grades 6-12
#534


Reader Interest Inventory - Free



WordMarks: Bookmarks for Words
Item #539 Free



Connecting Comprehension & Composition
Item #568 \$7.99




Comprehension Icons & Poster Set
Item #529 Free



What's My Voice? Fluency Cards
Grades 1-2, #516
Grades 3-5, #517
Grades 6-8, #518 \$3.99 each

Character Web: Early Readers
Item #527

Character Web: Advanced Readers
Item #526
\$1.99 each



Order online at
The Literacy Store.com
or call (888) 376-0448



The Literacy Store.com

by Smekens Education Solutions, Inc.

SCHOOL / DISTRICT ORDER FORM

SHIP TO:

Attn: _____
 School/Facility: _____
 Address: _____
 City/State/Zip: _____
 Email Address: _____
 Telephone: _____

BILL TO:

Same as shipping address

Name: _____
 School/Facility: _____
 Address: _____
 City/State/Zip: _____
 Telephone: _____

HOW TO ORDER:

Mail:
 Smekens Education Solutions, Inc.
 P.O. Box 332
 Warren, IN 46792

Fax:
 888-376-0489

Phone:
 888-376-0448

Online:
 www.TheLiteracyStore.com or www.SmekensEducation.com

Shipping:

All items are shipped using the U.S. Postal Service Media Mail or UPS Ground. Shipping rates are based on the order subtotal.

Up to \$19.99 = \$7
 \$20-\$29.99 = \$10
 \$50 and above = FREE SHIPPING!
Custom shipping quotes are available for "rush" delivery.

Purchase Order number:

Item # or ISBN	Title	Quantity	Price	Total \$

Total pages included with this order:	Subtotal for this page:	<input style="width: 100%;" type="text"/>
---------------------------------------	-------------------------	---

Don't want to fill out this form? Order online!
www.TheLiteracyStore.com

Order subtotal	Shipping	
Up to \$19.99	\$7	
\$20-\$49.99	\$10	
\$50 and above	FREE	
▶ Shipping cost (if applicable):		<input style="width: 100%;" type="text"/>

GRAND TOTAL:	<input style="width: 100%;" type="text"/>
Combine total from all pages	

