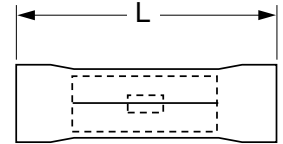




# Specialty Terminals

61-P, 62-P, 63-P, 63-LP

Butt Connector, Vinyl Insulated, Butted Seam



## Data Sheet

Product Number	Wire Range (AWG)	L	Thickness	Barrel Length	Barrel I.D.	Maximum Insulation Diameter
61-P	22-18	1.00	0.030	0.25	0.070	0.145
62-P	16-14	1.00	0.030	0.25	0.090	0.170
63-P	12-10	1.02	0.040	0.25	0.135	0.250
63-LP	12-10	1.26	0.040	0.38	0.135	0.250



UNDERWRITERS  
LABORATORIES  
STANDARD NO. UL 486C  
3M FILE NO. E23438



CANADIAN STANDARDS  
ASSOCIATION  
STANDARD NO. 22.2  
NO. 0, 65  
3M FILE NO. LR22190

## Installation Information

### ⚠ WARNING

Turn power off before installing or removing terminal. All electrical work should be done according to appropriate electrical codes.

UL Listed and CSA Certified for use on stranded copper (AWG) wire only.

Strip away the end 3/8 inch of wire insulation.

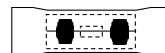
Make the crimp in the proper station of a recommended 3M crimp tool: TH-440, TH-450 (scissor style) or TR-490 (ratchet style) hand tools.


## Specifications

Wire Size:  
Barrel Seam:  
Insulator Max. Volt Rating:

Maximum Operating Temp.:  
Maximum Current:  
Insulator Material:  
Terminal Material:  
Terminal Plating:

See Table Above  
Butted  
600 V Building Wire:  
1000 V Signs or  
Fixtures (Luminaires)  
221 °F (105 °C)  
Same as Wire  
Vinyl  
ETP Copper  
Tin



 Barrel Crimp (Required)

## Engineering Specification

Crimp-type terminals shall, electrically and mechanically, connect permanently to the pre-stripped end of two stranded copper wires.

The connector line shall offer barrel variations in wire (AWG) size (22-18, 16-14, 12-10) and construction (non-insulated brazed seam, vinyl insulated butted seam, nylon insulated seamless, etc.). The connector line shall have regulatory agency coverage (UL Listing, CSA Certification). The connectors shall be marked with the wire range and manufacturer's symbol (↑).

The vinyl insulated, butted seam butt connector shall be tin-plated, annealed copper, having a double-length, round barrel with a center stop and a close fitting vinyl tube covering, color coded and sized for a specified (AWG) wire range (22-18, 16-14, 12-10).

Insulated connectors shall be UL Listed and CSA Certified for 600 volts maximum, building wire: 1000 volts maximum, signs or fixtures and temperature rated 221°F (105°C) maximum.

3M is a trademark of 3M.



is a trademark of Underwriters Laboratories.



is a trademark of Canadian Standards Association.

### IMPORTANT NOTICE

Before using this product, you must evaluate it and determine if it is suitable for your intended application. You assume all risks and liability associated with such use.

**Warranty; Limited Remedy; Limited Liability.** This product will be free from defects in material and manufacture as of the date of purchase. **3M MAKES NO OTHER WARRANTIES INCLUDING, BUT NOT LIMITED TO, ANY IMPLIED WARRANTY OF MERCHANTABILITY OR FITNESS FOR A PARTICULAR PURPOSE.** If this product is defective within the warranty period stated above, your exclusive remedy shall be, at 3M's option, to replace or repair the 3M product or refund the purchase price of the 3M product. **Except where prohibited by law, 3M will not be liable for any loss or damage arising from this 3M product, whether direct, indirect, special, incidental or consequential regardless of the legal theory asserted.**

# 3M

Electrical Products Division

6801 River Place Blvd.  
Austin, TX 78726-9000  
<http://www.3M.com/elpd>

Litho in USA.  
© 3M 2002 78-8126-0696-6-A