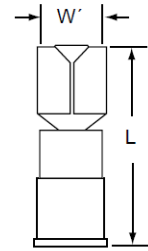


# 3M™ Scotchlok™ Terminals

MNGI18-250DF, MNGI14-50DF,  
MNGI10-250DF

Female Disconnect, Nylon Fully Insulated  
with Insulation Grip, Interlock Barrel



**Data Sheet**

**August 2014**

Product Number	Wire Range (AWG)	Mates with Male Tab Width (W') x Thickness	L	Barrel Length	Barrel I.D.	Maximum Insulation Diameter
MNGI18-250DF	22-18	0.250 x 0.032	0.83	0.25	0.076	0.145
MNGI14-250DF	16-14	0.250 x 0.032	0.83	0.25	0.076	0.145
MNGI10-250DF	12-10	0.250 x 0.032	0.94	0.25	0.128	0.250

## Specifications

UL Standard No. 310, 3M File No. E750512	
CSA Standard No. 22.2, 3M File No. LR22190	
Max. Voltage Rating:	600 V Building Wire 1000 V Signs, Fixtures (Luminaires)
Max. Operating Temp:	221°F (105°C)
Max. Current:	Same as Wire
Wire Size	See Table above
Barrel Seam:	Interlock with Insulation Grip
Insulator Material:	Nylon
Terminal Material:	Brass
Insulator Grip Material:	Brass
Plating:	Tin

# 3M™ Scotchlok™ Terminals MNGI18-250DF, MNGI14-50DF, MNGI10-250DF

---

## Installation Information

### **WARNING**


Turn power off before installing or removing terminal. All electrical work should be done according to appropriate electrical codes.


UL Listed and CSA Certified for use on stranded copper (AWG) wire only.

Strip away the end 3/8 inch of wire insulation.

Make the crimp in the proper station of a recommended 3M™ Scotchlok™ Crimp Tool: TH-440, TH-450 (scissor style), or TR-482, TR-490 (ratchet style) hand tools.



 Barrel Crimp Electrical

 Insulation Crimp (Mechanical)

Suitable for factory installation on steel or brass tabs, UL and CSA.

Suitable for field application on brass tabs, strain relief is required, UL only.

---

## Engineering Specification

Crimp-Type Female Disconnect shall, electrically and mechanically, connect permanently to the prestripped end of a stranded copper wire: and have a tongue portion with fingers which grip a Male Disconnect in a separable, reusable manner, forming a Quick Connect Wiring Termination.

The connector line shall offer tongue variations (sized to 0.250" x 0.032" or 0.187" x 0.020") and barrel variations in wire (AWG) size (22-18, 16-14, 12-10) and construction (non-insulated, vinyl insulated, nylon fully insulated, etc.). The female disconnect shall have regulatory agency coverage (UL Listed, CSA Certification). The tongue portion shall be marked with the wire range and manufacturer's symbol (↑).

The Nylon Fully Insulated 0.250" Female Disconnect with Insulation Grip and interlocking barrel shall be tin plated 0.020" thick brass with a tongue for gripping a 0.250" x 0.032" Male Tab per ANSI/NEMA CD-2 and a 0.25" long barrel with a tin plated brass funnel entry insulation grip, covered by a molded nylon sleeve, color coded and sized for a specified (AWG) wire range (22-18, 16-14, 12-10).

Insulated connectors shall be UL Listed and CSA Certified for 600 V building wire: 1000 V signs or lighting fixtures (luminaires) and temperature rated 221°F (105°C) maximum.

Female Disconnects shall be suitable for field or factory wiring, with a UL Recognized strain relief required.

---

# 3M™ Scotchlok™ Terminals MNGI18-250DF, MNGI14-50DF, MNGI10-250DF

---

**Shelf Life & Storage**

3M™ Scotchlok™ Terminals MNGI18-250DF, MNGI14-50DF and MNGI10-250DF have a 5-year shelf life from date of manufacture when stored in a humidity controlled storage (10°C/50°F to 27°C/80°F and <75% relative humidity).

---

**Availability**

Please contact your local distributor; available from 3M.com/electrical [Where to Buy] or call 1-800-472-1190.

---

3M and Scotchlok are trademarks of 3M Company.

---

**Important Notice**

All statements, technical information, and recommendations related to 3M's products are based on information believed to be reliable, but the accuracy or completeness is not guaranteed. Before using this product, you must evaluate it and determine if it is suitable for your intended application. You assume all risks and liability associated with such use. Any statements related to the product, which are not contained in 3M's current publications, or any contrary statements contained on your purchase order, shall have no force or effect unless expressly agreed upon, in writing, by an authorized officer of 3M.

---

**Warranty; Limited Remedy; Limited Liability**

This product will be free from defects in material and manufacture at the time of purchase. **3M MAKES NO OTHER WARRANTIES INCLUDING, BUT NOT LIMITED TO, ANY IMPLIED WARRANTY OF MERCHANTABILITY OR FITNESS FOR A PARTICULAR PURPOSE.** If this product is defective within the warranty period stated above, your exclusive remedy shall be, at 3M's option, to replace or repair the 3M product or refund the purchase price of the 3M product. **Except where prohibited by law, 3M will not be liable for any indirect, special, incidental or consequential loss or damage arising from this 3M product, regardless of the legal theory asserted.**

---

**Electrical Markets Division**

6801 River Place Blvd.  
Austin, TX 78726-9000  
800 472.1190  
FAX: 800.262.6329  
www.3M.com/electrical

Please recycle  
© 3M 2014 All rights reserved  
78-8126-0356-7 Rev C