


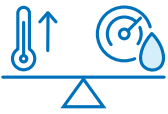




A night cityscape with digital data lines overlaid on the buildings. The lines are thin, glowing red and white, connecting various points across the skyline, symbolizing a network or data flow. The city lights are visible through the lines, creating a sense of depth and connectivity.

**3M** Science.  
Applied to Life.™

# 3M™ Electrically Conductive Tapes 5113 Series

3M material science and EMI/RFI management expertise brings you a new conductive adhesive chemistry for today's demanding applications.

# Manage complex EMI design challenges for reliable performance.

Engineered for:	To give you:
<b>4-year shelf-life</b> 	<ul style="list-style-type: none"> <li>» Reliable, consistent performance over time</li> <li>» Easy selection process for design flexibility</li> </ul>
<b>Temperature durability</b> 	<ul style="list-style-type: none"> <li>» Long-term performance at high temperatures (105°C) for demanding applications</li> <li>» High-performance in humid conditions for greater design flexibility</li> </ul>
<b>Low electrical resistance</b> 	<ul style="list-style-type: none"> <li>» Excellent grounding with small contact areas, helping enable micro-electronic design</li> <li>» Low electrical resistance/high adhesion helps provide reliable EMI shielding and grounding for a wide range of frequencies</li> </ul>
<b>Adhesion to select LSE substrates</b> 	<ul style="list-style-type: none"> <li>» High performance on a variety of substrates for design versatility</li> <li>» Can reduce the need to use a primer when bonding some LSE substrates</li> </ul>
<b>Conformable</b> 	<ul style="list-style-type: none"> <li>» Works with a variety of designs</li> <li>» Precise placement in tight spaces to create EMI sealed bond lines</li> </ul>
<b>PIM mitigation</b> 	<ul style="list-style-type: none"> <li>» Helps control signal interference through PIM mitigation for higher signal integrity and performance</li> </ul>

## Introducing a new portfolio offering electrically conductive tapes using an innovative conductive polyolefin adhesive and conductive particle matrix for enhanced performance.

3M™ Electrically Conductive Tape 5113 Series features XYZ-axis conductivity with a conductive matrix carrier and 3M's innovative new conductive polyolefin pressure sensitive adhesive (PSA). The combination of Ni/Cu/Ni-coated conductive woven fabric carrier and proprietary conductive polyolefin adhesive filled with Ni-coated graphite particles offers high adhesion, low resistance, long shelf life, improved performance in humid environments, and great grounding performance to a broad range of substrates and surface types.










This product series has a four-year shelf-life that is stable in humid conditions, made possible by a moisture resistant polyolefin adhesive chemistry.

### Market Segments:

These tapes provide robust protection against EMI in a range of market segments:

- » General industrial electronics
- » Aerospace and defense electronics
- » Appliances, automotive and IoT devices
- » Communications infrastructure
- » Medical equipment
- » More

### Applications:

 <b>Flex circuit to flex circuit interconnection</b>	 <b>Camera module grounding</b>	 <b>Electrostatic discharge (ESD)</b>
 <b>EMI shield and gasket attachment</b>	 <b>Shield can lid</b>	 <b>PCB/flex/chassis grounding</b>
 <b>Bond line gap shielding</b>	 <b>Medium pitch flexible circuits and PCBs</b>	 <b>PIM management</b>

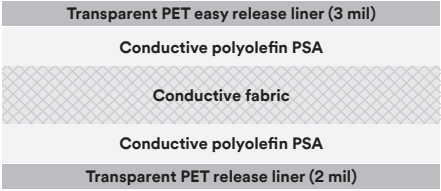
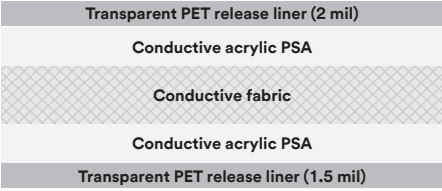
# 3M™ Electrically Conductive Double-Sided Tape 5113DFT-50

## Introducing a new go-to double-sided fabric tape for your complex grounding applications.

3M™ Electrically Conductive Double-Sided Tape 5113DFT is an XYZ-axis double-sided fabric tape (DFT) consisting of a conductive matrix carrier and 3M’s innovative new conductive polyolefin pressure sensitive adhesive (PSA). Based on 3M’s new proprietary polyolefin conductive adhesive, 3M tape 5113DFT provides premium performance including high adhesion, low electrical resistance, long shelf life, improved temperature resistance and excellent grounding and shielding performance.

The table below illustrates key performance properties of 3M™ Electrically Conductive Double-Sided Tape 5113DFT-50 compared to a similar 3M high performing double-sided tape.

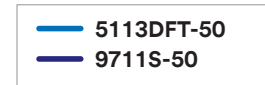
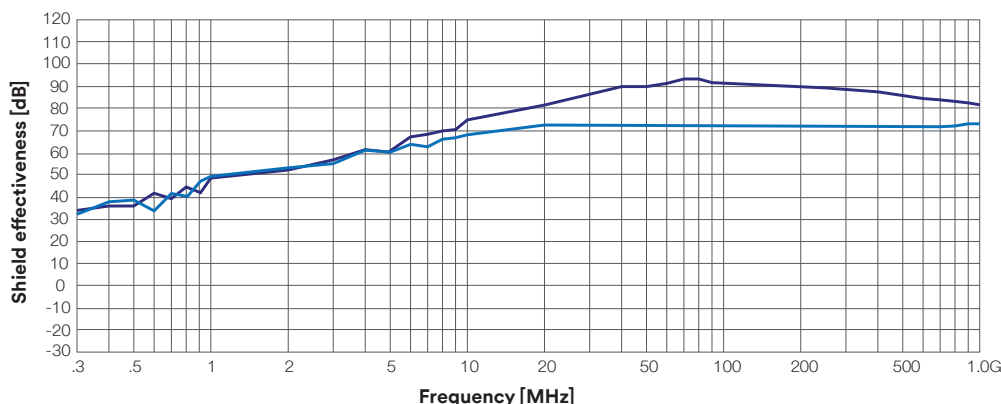


Property	3M™ Electrically Conductive Double-Sided Tape 5113DFT-50	3M™ Electrically Conductive Double-Sided Tape 9711S-50
	High adhesion, 4-year shelf life, polyolefin adhesive	High adhesion, acrylic adhesive
Thickness	50µm	50µm
Adhesion to SUS (gf/inch) 24-hour dwell	1500	1800
Electrical resistance through XY-axis (ETM-1)	0.1Ω	0.1Ω
Electrical resistance through Z-axis (ETM-11)	0.03Ω	0.03Ω
Short-term/long-term temperature	121°C/105°C	121°C/85°C
Shelf life	48 months	12 months
Top applications	FPC grounding, frame grounding	Grounding
Product construction		

The above technical information and data should be considered representative or typical only and should not be used for specification purposes. Contact your 3M Technical Representative for details.

## Double-Sided Conductive PSA Shielding Effectiveness Chart

Test Method: KEC-01\_Electrical Field



The following technical information was generated in a 3M lab utilizing the KEC-01\_Electrical Field test method. The data should be considered representative or typical only and not be used for specification purposes. Contact your 3M Representative for additional details.

# 3M™ Electrically Conductive Single-Sided Tape 5113SFT-50

## Introducing a new go-to single-sided fabric tape for your dynamic shielding and covering applications.

3M™ Electrically Conductive Single-Sided Tape 5113SFT is an XYZ-axis single-sided fabric tape (SFT) consisting of a conductive matrix carrier and 3M's innovative new conductive polyolefin pressure sensitive adhesive (PSA). Based on 3M's new proprietary polyolefin conductive adhesive, 3M tape 5113SFT provides premium performance including high adhesion, low electrical resistance, long shelf life, improved temperature resistance and excellent grounding and shielding performance.

The table below illustrates key performance properties of 3M™ Electrically Conductive Single-Sided Tape 5113SFT-50 compared to a similar 3M high performing single-sided tape.

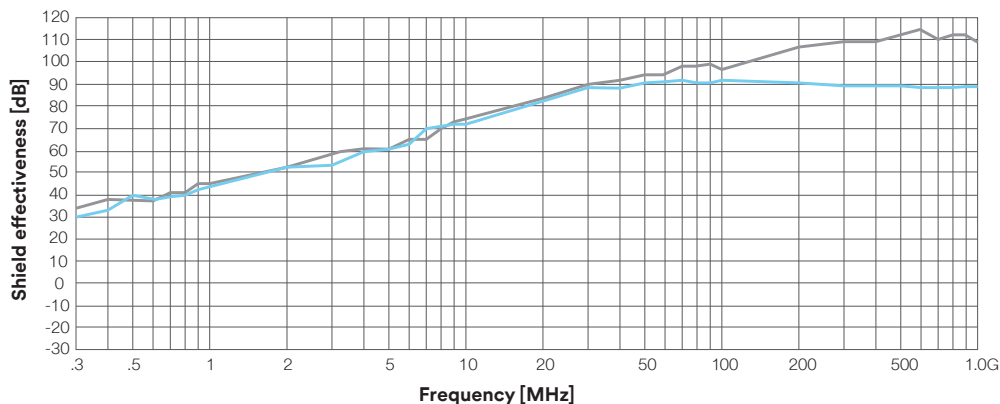


Property	3M™ Electrically Conductive Single-Sided Tape 5113SFT-50	3M™ Electrically Conductive Single-Sided Tape 3304BC-S
		High adhesion, 4-year shelf life, polyolefin adhesive
Thickness	50µm	45µm
Adhesion to SUS (gf/inch) 24-hour dwell	1500	1500
Electrical resistance through XY-axis (ETM-1)	0.1Ω	0.1Ω
Electrical resistance through Z-axis (ETM-11)	0.03Ω	0.03Ω
Short-term/long-term temperature	121°C/105°C	Est 121°C/85°C
Shelf life	48 months	12 months
Top applications	Frame grounding, shield-can lid replacement	Shield-can lid replacement
Product construction	<div style="background-color: black; color: white; padding: 2px; text-align: center;">Conductive fabric carrier</div> <div style="background-color: #cccccc; padding: 2px; text-align: center;">Conductive polyolefin adhesive</div> <div style="background-color: #cccccc; padding: 2px; text-align: center;">Transparent PET release liner (3 mil)</div>	<div style="background-color: black; color: white; padding: 2px; text-align: center;">Top layer (carbon black)</div> <div style="background-color: #cccccc; padding: 2px; text-align: center;">Copper foil</div> <div style="background-color: #cccccc; padding: 2px; text-align: center;">Conductive Ni/Cu nonwoven acrylic PSA</div> <div style="background-color: #cccccc; padding: 2px; text-align: center;">Transparent PET release liner (2 mil)</div>

The above technical information and data should be considered representative or typical only and should not be used for specification purposes. Contact your 3M Technical Representative for details.

## Single-Sided Conductive PSA Shielding Effectiveness Chart

Test Method: KEC-01\_Electrical Field



The following technical information was generated in a 3M lab utilizing the KEC-01\_Electrical Field test method. The data should be considered representative or typical only and not be used for specification purposes.

Contact your 3M Representative for additional details.

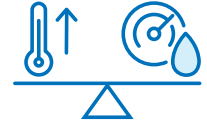
# Additional technical information

The excellent performance of 3M™ Electrically Conductive Tapes 5113 Series – from high adhesion to low electrical resistance, and resistance to high temperatures and humidity – is demonstrated in the data below.

## Temperature durability

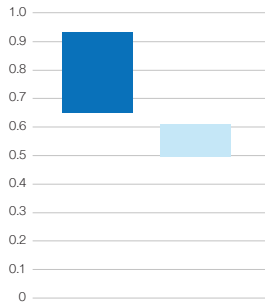


The following technical information was generated in a 3M lab utilizing the ASTM D3330, ETM-12, and ETM-7 test methods as noted below. The data should be considered representative or typical only and not be used for specification purposes.



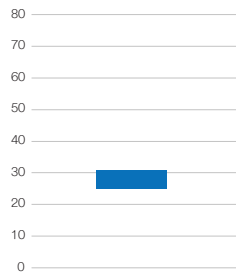
### Moisture resistance

The 3M tape 5113 series resists high temperatures and humidity, enabling good adhesive strength and electrical resistance over multiple years.



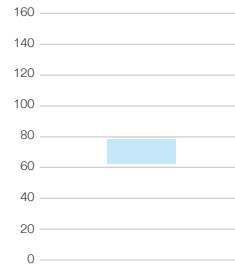
**3M tape 5113DFT-50 and 3M tape 5113SFT-50 180 peel strength (N/mm) ASTM D3330 test**

No tape aging; 2 week tape dwell @ 105°C



**3M tape 5113DFT-50 ETM-12 resistance test (mohm)**

No tape aging; 2 week tape dwell @ 105°C

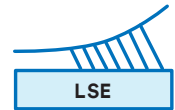


**3M tape 5113SFT-50 ETM-7 resistance test (mohm)**

No tape aging; 2 week tape dwell @ 105°C

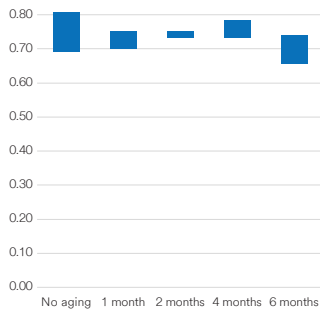
## Adhesion reliability

The following technical information was generated in a 3M lab utilizing the ASTM D3330 test method. The data should be considered representative or typical only and not be used for specification purposes.

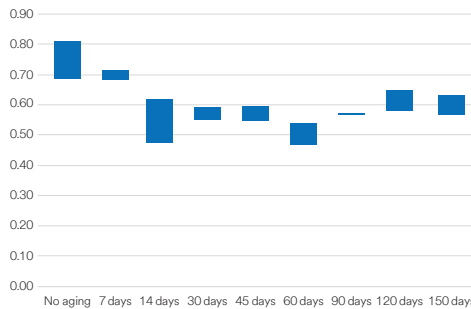


### Adhesion

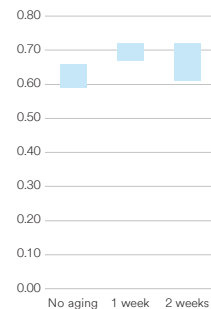
The 3M tape 5113 series demonstrates strong adhesion.



**3M tape 5113DFT-50 @ 60°C 180 peel strength (N/mm) ASTM D3330 test**



**3M tape 5113DFT-50 @ 80°C 180 peel strength (N/mm) ASTM D3330 test**



**3M tape 5113SFT-50 @ 95°C 180 peel strength (N/mm) ASTM D3330 test**

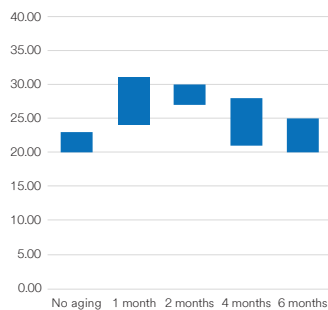
## Electrical resistance

The following technical information was generated in a 3M lab utilizing the ETM-12 test method. The data should be considered representative or typical only and not be used for specification purposes.

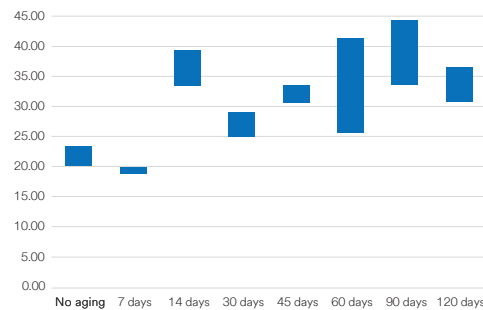


### Electrical resistance

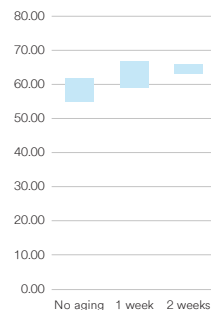
The 3M tape 5113 series demonstrates strong electrical resistance even after 3-month aging.



**3M tape 5113DFT-50 @ 60°C ETM-12 resistance test (mohm)**



**3M tape 5113DFT-50 @ 80°C ETM-12 resistance test (mohm)**



**3M tape 5113SFT-50 @ 95°C ETM-12 resistance test (mohm)**



Contact your 3M sales representative or visit  
[3M.com/ElectronicsAssembly](https://www.3M.com/ElectronicsAssembly) to learn more.

**Regulatory:** For regulatory information about this product, contact your 3M representative.

**Technical Information:** The technical information, guidance, and other statements contained in this document or otherwise provided by 3M are based upon records, tests, or experience that 3M believes to be reliable, but the accuracy, completeness, and representative nature of such information is not guaranteed. Such information is intended for people with knowledge and technical skills sufficient to assess and apply their own informed judgment to the information. No license under any 3M or third party intellectual property rights is granted or implied with this information.

**Product Use:** Many factors beyond 3M's control and uniquely within user's knowledge and control can affect the use and performance of a 3M product in a particular application. As a result, customer is solely responsible for evaluating the product and determining whether it is appropriate and suitable for customer's application, including conducting a workplace hazard assessment and reviewing all applicable regulations and standards (e.g., OSHA, ANSI, etc.). Failure to properly evaluate, select, and use a 3M product in accordance with all applicable instructions and with appropriate safety equipment, or to meet all applicable safety regulations, may result in injury, sickness, death, and/or harm to property.

**Warranty, Limited Remedy, and Disclaimer:** Unless a different warranty is specifically stated on the applicable 3M product packaging or product literature (in which case such warranty governs), 3M warrants that each 3M product meets the applicable 3M product specification at the time 3M ships the product. **3M MAKES NO OTHER WARRANTIES OR CONDITIONS, EXPRESS OR IMPLIED, INCLUDING, BUT NOT LIMITED TO, ANY IMPLIED WARRANTY OR CONDITION OF MERCHANTABILITY, FITNESS FOR A PARTICULAR PURPOSE, OR ANY IMPLIED WARRANTY OR CONDITION ARISING OUT OF A COURSE OF DEALING, CUSTOM, OR USAGE OF TRADE.** If a 3M product does not conform to this warranty, then the sole and exclusive remedy is, at 3M's option, replacement or repair of the 3M product or refund of the purchase price.

**Limitation of Liability:** Except for the limited remedy stated above, and except to the extent prohibited by applicable law, 3M will not be liable for any loss or damage arising from or related to the 3M product, whether direct, indirect, special, incidental, or consequential (including, but not limited to, lost profits or business opportunity), regardless of the legal or equitable theory asserted, including, but not limited to, warranty, contract, negligence, or strict liability.

**Disclaimer:** For industrial use only. Not intended, labeled or packaged for consumer sale or use.



#### Electronics Materials Solutions Division

3M Center, Building 223-3S-32  
St. Paul, MN 55144-1000 USA

Phone 1-800-251-8634  
Web [www.3M.com/Electronics](https://www.3M.com/Electronics)

Please recycle. Printed in USA.  
©3M 2023. All rights reserved.  
Issued: 7/23 17530HB  
60-5005-0414-1

3M is a trademark of 3M Company.  
Used under license by 3M subsidiaries and affiliates.