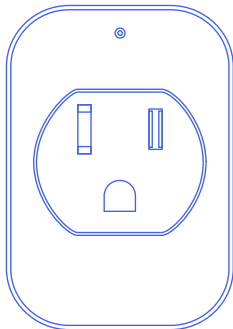




Smart Outlet



QUICK START GUIDE

MODEL NO: DPS1101S

Thank you for purchasing the eco4life smart outlet. We are excited in being a part of making your life easier, safer and bringing peace of mind into your homes.

Features

Remote Access

Control, schedule and monitor your favorite home devices anywhere, anytime through your smartphone, tablet or PC

Must have internet connection on both home and phone.

Multiple Timers

Take full control by setting multiple time to automatically turn ON/OFF your devices, a feature that can be done remotely

Voice Control

Pair it with Alexa or Google Assistant and control your home devices with your voice

Set Scenes

Control your connected appliances and system by scenes you set

Multiple scenes setting includes Back Home, Leave Home, Sunrise, Good night

Device Control Sharing

Support multiple users to collectively control the same device

Manual Control

Manually turn device on/off by pressing the button on the top

Package Contents

1x
Smart Power Outlet



1x
Quick Start Guide






1x
Warranty Card



Installation

- 1 Download** the free eco4life App from the Google Play or Apple App store onto your phone

APP Download



- 2 Plug** Smart outlet into a power outlet that you want to control
- 3 Launch** the App and follow the instructions
- 4 Click** and select the device type to pair to your smartphone
- 5 Power** on the Smart Power Outlet and set that red indicator light to flash according to the setting steps in app.

- 6 Enter** your Wi-Fi Password to your home network to connect smart power outlet to your smart phone, then enjoy remote access

Indicator Light:

Red light on:

Input of Smart power outlet on

Red light flashing:

Waiting for the configuration

Blue light on:

Smart power outlet on

Blue light off:

Smart power outlet off

Specification

Input: 120V~AC 60Hz 10A
Output: 120V~AC 10A Max
Output power: 1200W max
Wi-Fi: 2.4G
Size: 58mmx 41mmx 30mm
Working temperature& humidity:
-25°C ~ + 40°C / 10%~90%
Disconnection means: Type 1B
Pollution degree: 2
Rated impulse voltage: 1500V
Automatic action: 10,000cycles

Troubleshooting

Q: I am having trouble getting my smart phone to connect to my Smart Outlet.

A: Try the following steps:

1. Confirm that the Red Indicator Light is rapidly flashing. If not, set the Red Light to flash following the instructions on the eco4life App.

2. Try to connect again.

For more troubleshooting help, please visit www.sonicgracehome.com FAQ or send us an email at CS@sonicgracehome.com

FCC ID: XBI11012106

This device complies with Part 15 of the FCC Rules. Operation is subject to the following two conditions:
(1) this device may not cause harmful interference, and (2) this device must accept any interference received, including interference that may cause undesired operation.