

PHOTONTEK

HORTICULTURAL LIGHTING

P-TEK X 1000W PRO LED FULL-SPECTRUM

The most powerful and the largest rectangular footprint from the single biggest linear bar array LED Grow Light on the market. Designed for 6.5' x 5' coverage.

2.9
 μmol

/ J EFFICIENCY

2925
 μmol

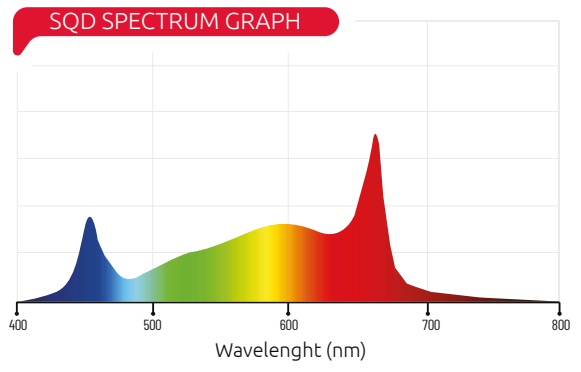
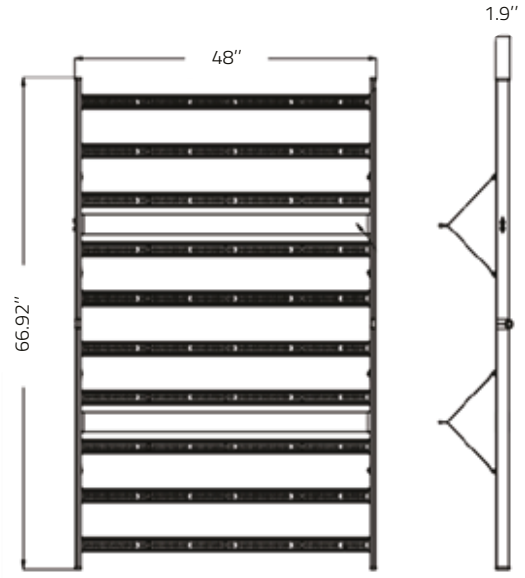
/ s PPF



5 YEAR
WARRANTY

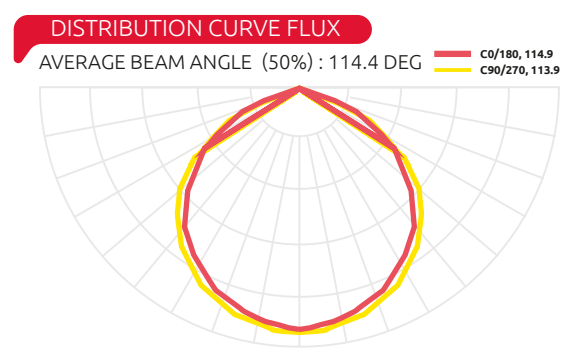
P-TEK XT 1000W PRO LED FULL-SPECTRUM

- Product Code: PTEKLED025
- Efficacy: 2.9 $\mu\text{mol}/\text{J}$
- PPF: 2925 $\mu\text{mol}/\text{s}$
- Input Voltage: 120-277V, 50-60Hz
- Driver: 2 x 500W Drivers incorporated on the frame
- Input Power: 1005W (277V \pm 5%), 1025W (120V \pm 5%)
- Footprint: 6.5' x 5'
- Application: Multi-layer, Room, Tent
- Waterproof & Dustproof: IP65
- Lifetime (LED Bars): 60 000 Hrs
- Light Distribution: 120°
- Light Source: 4000K White Diodes Lumileds 3030 HE Plus;
660nm Red Diodes Osram SQ3.24
- CCT: 3800K
- Quantity of LED Bars: 10
- Quantity of Diodes Total: White 2880; Red 240
- Quantity of Diodes per LED Bar: White 280; Red 24
- Diodes Ratio: White 82%; Red 18%
- Diodes Efficiency: White Lumileds 3030 HE Plus 2.9 $\mu\text{mol}/\text{J}$;
Red Osram SQ3.24 3.8 $\mu\text{mol}/\text{J}$
- Dimmable: OFF-25%-50%-75%-100% with 0-10V Light Dimmer (Included)
- External Control: With P-Tek Digital Controller (Up to 100 fixtures)
- Weight: 39.68 Lbs
- Dimensions: 66.92" x 48" x 1.9"
- Spectrum: Full Spectrum
- Thermal Management: Passive Cooling
- Power Factor: 0.95
- BTU/h: 3497
- Warranty: 5 Years
- Certifications: CSA, FCC, ICC and DLC listed



INPUT CURRENT (A/W) PER DIMMING RANGE

Input Voltage (V)	Dimming Ratio	Input Power (W)	Input Current (A)
Vmains=120VAC	100%	1100	9.37
	75%	846	7.1
	50%	542	4.56
	25%	272	2.3
Vmains=240VAC	100%	1075	4.56
	75%	820	3.51
	50%	530	2.33
	25%	267	1.33
Vmains=277VAC	100%	1075	3.99
	75%	818	3.08
	50%	530	2.1
	25%	268	1.26





FULL CONTROL

P-Tek Pro LED Fixtures can be fully controlled with either the P-Tek Digital Controller or with any other Control System that utilises 0-10V output signal.

ITEMS INCLUDED IN THE BOX:

- 10 x 100W Pro 2.9 Full-Spectrum Magnet LED Bars
- 1 x Foldable Frame Structure with
- 2x 500W Pro Incorporated Drivers + Connecting cables
- 2 x Metal Plates Fixed in Structure to ensure fixture balances
- 1 x 0-10V Light Dimmer + Velcro
- 4 x Metal Cable Hangers
- 1 x Manual

PPFD: PHOTOSYNTHETIC PHOTON FLUX DENSITY ($\mu\text{mol}/\text{m}^2/\text{s}$)

ALL TESTS CONDUCTED WITH 100% DRIVER POWER

FACTORS THAT CAN INFLUENCE PPFD TESTS

- TEST EQUIPMENT.
- LAMP BEADS DEVIATION
- AMBIENT TEMPERATURE DEVIATION
- PC COVER TRANSMITTANCE DEVIATION
- POWER SOURCE EFFICIENCY DEVIATION
- REFLECTION CONSIDERED OR NOT

RECOMMENDED PPFD ($\mu\text{mol}/\text{m}^2/\text{s}$)

PLANT	SEED	CLONES	VEGETATIVE	FLOWERING
CANNABIS	100-300	75-150	300-550	650+
TOMATOES	150-350	75-150	350-550	650+
CUCUMBERS	100-300	--	300-550	650+
PEPPERS	150-350	--	300-550	650+

P-TEK XT 1000W PRO PPFD MAPS

- TEST AREA 6.5' X 5'
- TEST POINTS 100
- TEST EQUIPMENT INTEGRATING 2 METER SPHERE & LI-COR 180
- AMBIENT TEMPERATURE 25°
- HEIGHT FROM CANOPY 12", 16", 20", 24", 32", 39", 47", 59"
- REFLECTION 0%

HEIGHT TO TEST POINT 12"

CANOPY AVERAGE PPFD 871.2 $\mu\text{mol}/\text{s}/\text{m}^2$

278	384.4	524	565	523.6	512.6	562.2	495.5	344.5	299.9
390.4	613	850.4	930.4	915.4	922.1	853	819.7	619.7	459.7
602.7	798.4	1064	1134	1156	1170	1158	1054	702	436.6
606.3	853.2	1104	1196	1241	1258	1232	1099	749.9	486.2
621.1	844.9	1131	1257	1284	1298	1257	1149	824.6	528.3
619.1	906.2	1135	1241	1289	1318	1282	1170	793.2	553
657.3	860.3	1138	1228	1285	1318	1283	1124	809.3	578.8
679.2	859	1081	1200	1253	1277	1248	1085	849.2	459
559.1	772.7	1004	1074	1098	1121	1119	1030	732.2	386.7
505	593.7	721.1	776.2	771.9	806.3	772	675.4	513.8	351

6.5' height, 5' width, 8" offset

HEIGHT TO TEST POINT 16"

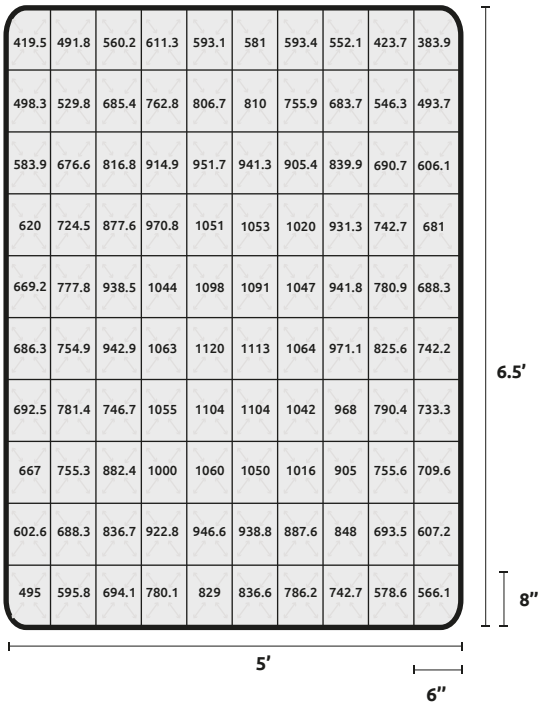
CANOPY AVERAGE PPFD 822.2 $\mu\text{mol}/\text{s}/\text{m}^2$

328.6	362.8	546	581	554.8	557.6	579.3	496.3	428.3	323.5
490.2	543	702.4	793.1	906.2	975.1	838.7	768.2	542.2	399.6
581.4	735.7	896.2	964	1031	1032	999.4	871.1	699.2	518.9
671.3	761.1	1019	1090	1150	1159	1092	962	766	559.3
711.6	842.9	1050	1142	1199	1144	1000	756.4	592.6	609.8
693.9	828.7	1010	1160	1210	1219	1170	1020	800.1	584.5
710.2	837.8	1046	1133	1197	1210	1152	1055	761.3	619.6
715.7	788.3	983.1	1111	1151	1161	1120	966.7	760.5	577.2
600.8	660.8	839.8	986.4	1010	1027	977.8	908.6	720.6	491.7
527.6	620.4	769.5	833.6	818.8	845	830.3	697.5	559.4	423.7

6.5' height, 5' width, 8" offset

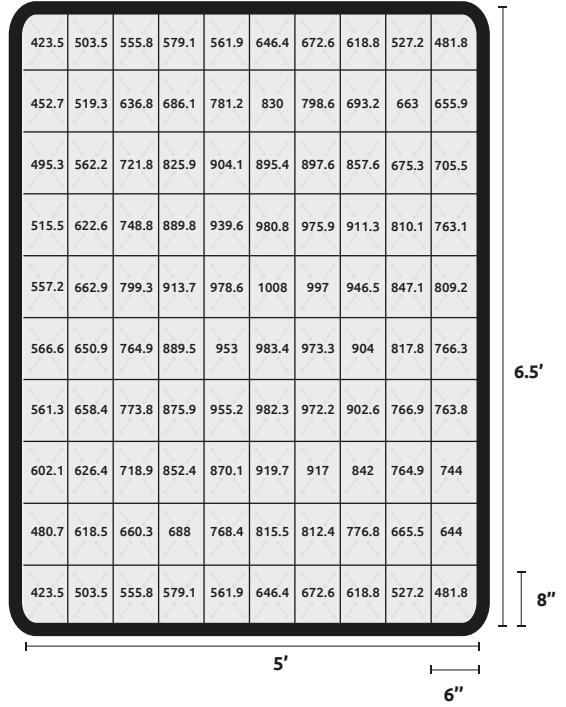
HEIGHT TO TEST POINT 20"

CANOPY AVERAGE PPFD 794.4 $\mu\text{mol/s/m}^2$



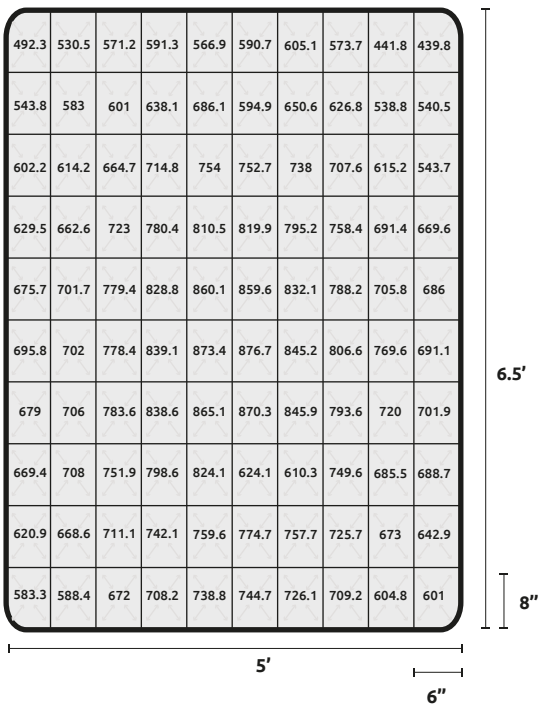
HEIGHT TO TEST POINT 24"

CANOPY AVERAGE PPFD 742.1 $\mu\text{mol/s/m}^2$



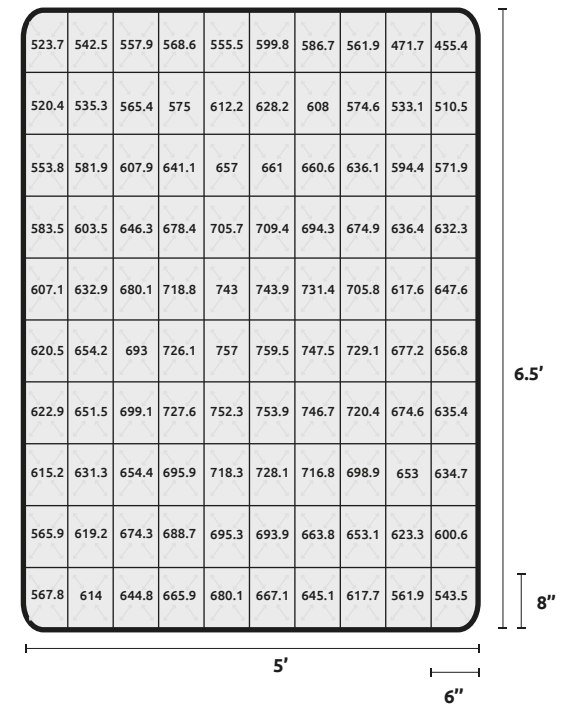
HEIGHT TO TEST POINT 32"

CANOPY AVERAGE PPFD 694.5 $\mu\text{mol/s/m}^2$



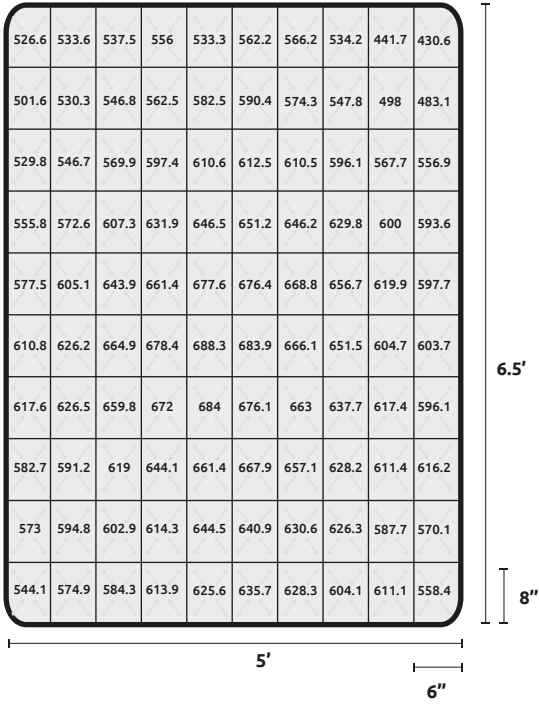
HEIGHT TO TEST POINT 39"

CANOPY AVERAGE PPFD 640.8 $\mu\text{mol/s/m}^2$



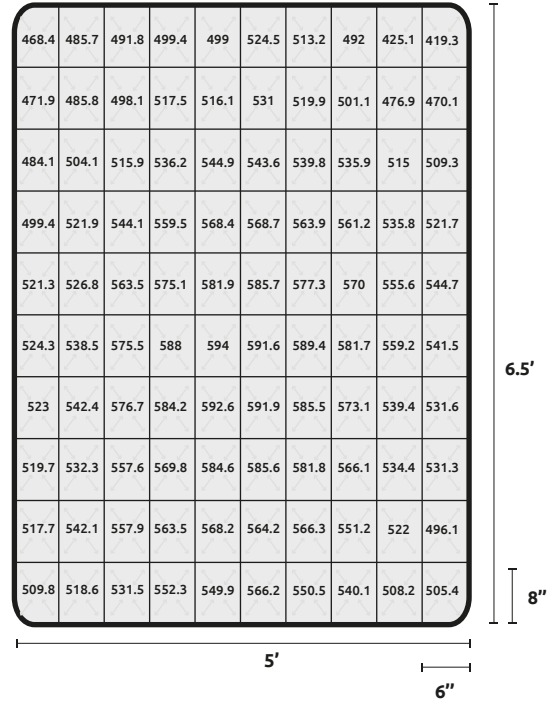
HEIGHT TO TEST POINT 47"

CANOPY AVERAGE PPFD 602.3 $\mu\text{mol/s/m}^2$



HEIGHT TO TEST POINT 59"

CANOPY AVERAGE PPFD 537.5 $\mu\text{mol/s/m}^2$



General contact:
info@photontek-lighting.com

FOR MORE INFORMATION ON LUMATEK PRODUCTS
VISIT WWW.PHOTONTEK-LIGHTING.COM