

# GROWONIX

TUNED FOR GROWING



## LIL BOSS DELUXE DE-CHLORINATORS OWNERS MANUAL

[WWW.GROWONIX.COM](http://WWW.GROWONIX.COM)



Built in the U.S.A.

# INTRODUCTION

## OUR MISSION

Durability, Reliability, Efficiency, Purity, and Conservation form the foundation on which we design and build all of our products. Consistent and superior quality sets us apart from other manufacturers and increases our value to you - our customer. Whether you are a hydroponics hobbyist, serious enthusiast, or large-scale gardener, GrowoniX is committed to bringing you the best solution for water purification systems.

## WHAT IS REVERSE OSMOSIS?

Reverse osmosis (RO) is a filtration method that removes many types of large molecules and ions from solutions by applying pressure to the solution when it is on one side of a selective membrane. This filtering process ensures that the solute (waste water) is contained within the pressurized chamber while the pure solvent (RO water) is allowed to pass freely through the membrane.


## TUNED FOR GROWING - IN TUNE WITH OUR CUSTOMERS

Traditional RO systems have waste ratios of approximately 4:1, which means there are 4 gallons of waste water produced for every 1 gallon of purified water. GrowoniX line of water filters achieve waste ratios of 2:1 with all 200-400 GPD systems, and an astounding 1:1 ratio with the 600-1000 GPD systems.

GrowoniX has created a complete product line that will address the needs of hydroponic operations of all sizes. Our filters will significantly reduce your water use while dramatically increasing your yields.

### THE TRADITIONAL WAY

takes 4 gallons of waste water to produce 1 gallon of pure water



### THE GROWONIX WAY



# FEATURES

- 3 GPM FLOW RATE
- SCRUB OUT 99% OF CHLORINE
- SCRUB OUT 90% OF SEDIMENT
- FILTER CAPACITY OF 16,000 GALLONS
- BRASS GARDEN HOSE CONNECTION INCLUDED
- 5 MICRON SEDIMENT FILTER
- ECO COCONUT CARBON FILTER
- EZ HOOKUP KIT
- WALL MOUNTABLE

**NO ADDITIONAL PRE-FILTERS NEEDED**

**CHLORAMINE REMOVAL REQUIRES KDF CARBON OPTION**



## WHY USE A GROWONIX LIL BOSS DELUXE ?

Chlorine, Chloramine and Chloride are but a few of the chemicals added to municipal water sources to kill harmful bacteria in our drinking water. This chlorine in low doses may not harm humans, but will kill beneficial bacteria and micro organisms essential for healthy plant growth. Our Lil Boss Deluxe de-chlorinator will eliminate 95% of the chlorine in the water, and 90% of the sediment.

Chloramine, a mix of chlorine and ammonia, used as a disinfectant, is being applied more and more to local water supplies because of its inability to evaporate when left in the air. Chloramine will not evaporate. To eliminate chloramine, a special KDF filter is required for the Lil Boss Deluxe, which GrowoniX or your local dealer can supply. Ask for the GrowoniX KDF filter.

The Our Lil Boss Deluxe will not lower your parts per million or “ppm”. Only a Reverse Osmosis membrane can eliminate those particles. GrowoniX sells a complete line of Reverse Osmosis water filters from 100 gallons per day all the way up to 2000 gallons per day. You can see our complete product line at [www.growonix.com](http://www.growonix.com).



No Assembly Required

PART #	FLOW RATE	CARBON CAPACITY TOTAL GALLONS
XL-SCRUB	7 GPM	34,000







Built in the U.S.A.

# COMPONENT DIAGRAM




1. INPUT PRESSURE GAUGE
2. OUTPUT PRESSURE GAUGE
3. SEDIMENT FILTER
4. CARBON FILTER
5. SUPPLY WATER IN  
(GARDEN HOSE ADAPTER)
6. PRODUCT WATER OUT
7. FILTER WRENCH
8. BRASS GARDEN HOSE COUPLER
9. GARDEN HOSE ADAPTER
10. 5' LENGTH OF 3/8" TUBING

# SETUP INSTRUCTIONS


-  The "Lil Boss Deluxe de-chlorinator is designed to be used between 1-80 psi of incoming water pressure.
-  Do not exceed 80 psi of incoming water pressure. If incoming water pressure is too high, install pressure regulator before unit.
-  Pressure regulators are available at [www.GrowniX.com](http://www.GrowniX.com)
-  Always turn incoming water pressure on slowly, allowing all air to be discharged before full water pressure is restored.

1



Connect your Garden hose to the Brass Garden Hose Swivel connector on inlet side of your Lil Boss Deluxe.


2



Connect the 3/8 tubing to the quick connect fitting on the outlet side of your Lil Boss Deluxe.

## GARDEN HOSE ADAPTER ALTERNATIVE

2



Alternatively, Connect the 3/8 tubing to the Garden Hose Adapter and to the quick connect fitting on the outlet side of your Lil Boss Deluxe.

3 Turn water on slowly.



# REPLACING PRE-FILTERS

- Pre-filters should be changed when either brown discoloration occurs, or system flow rates have significantly declined.
- Always turn incoming water pressure off before servicing the unit.
- Always turn incoming water pressure on slowly, allowing all air to be discharged before full water pressure is restored.

1



Unscrew sediment and carbon filter housings using supplied filter wrench. Wash inside of filter housings to remove debris.

2



Install new sediment and carbon filter, making sure they go into the correct filter housings.

3



Clean o-ring and o-ring seat, then re-grease with food grade silicon grease.

4



Tighten filter housings by hand, do not use filter wrench. Do not over tighten.

# GROWONIX SYSTEM WARRANTY

For a period of one year from the date of original purchase, we will replace or repair any part of the GrowoniX reverse osmosis water system that we find to be defective in operation due to faulty materials or workmanship with the EXception of the replaceable filters and membranes.

## GENERAL CONDITIONS

Damage to any part of this reverse osmosis system because of misuse; misapplication; negligence; alteration; accident; installation; or operation contrary to our instructions, incompatibility with accessories not installed by GrowoniX, or damage caused by freezing, flood, fire, or Act of God, is not covered by this warranty. In all such cases, regular charges will apply. This limited warranty does not include service to diagnose a claimed malfunction in this unit. This warranty is void if the claimer is not the original purchaser of the unit or if the unit is not operated under normal municipal water or well water conditions.

GrowoniX assumes no liability in connection with this reverse osmosis system. GrowoniX assumes no liability for any damages incurred through the use of this product. It is the responsibility of the end user to gauge the safe use of this product in the environment where it is applied. We do not authorize any person or representative to assume for us any other obligations on the sale of this reverse osmosis system. The information given out in the manual we believe to be true, but are offered to you in good faith without guarantee because each application of this product is different and beyond our control.

THE FOLLOWING STANDARD OPERATING CONDITIONS FOR RESIDENTIAL/ COMMERCIAL REVERSE OSMOSIS SYSTEMS MUST BE MET FOR WARRANTY TO BE VALID.

	Water Pressure	pH Range	Maximum TDS	Water Temp
Standard System	40-80 psi	2-11	2000 ppm	40-100 F

## GROWONIX RETURN POLICY

### MERCHANDISE RETURN DETAILS AND PROCEDURE:

If any merchandise was defective —we will refund the full purchase price upon receiving and reviewing the merchandise returned in undamaged condition.

### RMA NUMBER:

You must first obtain a Return Merchandise Authorization (RMA) number from GrowoniX.com. Any products sent to GrowoniX without an RMA number will not receive a refund and may be returned to the sender at their expense. All refund amounts will be based on the manufacturer's warranty and GrowoniX return policy. Refunds will be issued back using the payment method you used when you placed your order. Refunds take up to 3-5 business days to process once we receive the return.

### PACKAGING:

Please kindly re-pack the product in its original box, or a box of equivalent strength. The unit should be packed in the same manner as it came to prevent damage in shipping. Please return everything that was in the original box, including any free items if applicable. Be sure to drain out all water from wet systems and parts and wrap them in plastic bags before packing.

### RETURN TO:

We will provide you with an GrowoniX warehouse address for return merchandise when we issue the RMA number.



# GROWONIX

TUNED FOR GROWING



## LIL BOSS DELUXE DE-CHLORINATORS OWNERS MANUAL

[WWW.GROWONIX.COM](http://WWW.GROWONIX.COM)



Built in the U.S.A.