



165 E Kaiser Blvd. Anaheim, CA 92808  
www.lightlaboratory.com

Report No: L101912303



**Report No:** L101912303

**Issue Date:**  
10/24/2019

**Report Prepared For:** ChiLED Tech, LLC  
5917 195th St NE, Suite 1, Arlington, WA 98223

**Model Number:** GEN3/1CH -40-150

**Test:** Photosynthetically active radiation (PAR) & Electrical measurement

**Standards Used:** Appropriate part or all test guidelines were used for test performed:

IESNA LM79: 2008 Approved Methods for Electrical and Photometric Measurements of Solid-State Lighting Products

ANSI NEMA ANSLG C78.377: 2008 Specification of the Chromaticity of Solid State Lighting Products

ANSI C82.77:2002: Harmonic Emission Limits-Related Quality Requirements for Lighting Equipment

**Description of Sample:** Client submitted the sample. Received in working and undamaged condition. No modifications were necessary.

**Special Test Condition:** Fixture is tested with 1057mA constant current settings.

**Sample Arrival Date:** 10/18/19

**Date of Tests:** 10/18/19 – 10/24/19

**Seasoning of Sample:** No seasoning was performed in accordance with IESNA LM-79

**Equipment List**

Equipment Used	Model No	Stock No	Calibration Due Date
Chroma Programmable AC Source	61604	PS-AC02	—
Yokogawa Digital Power Meter	WT210	MT-EL06-S4	1/9/21

<b>BK PRECISION</b>	1747	PS-DC04	1/10/21
<b>Fluke Digital Thermometer</b>	52K/J	MT-TP05	1/10/21
<b>LLI Type C Goniophotometer System</b>	RMG-C-MKII	CD-LL04-GC	—
<b>LLI 2M Sphere</b>	2MR97	CD-SN03-S2	—
<b>LLI Spectroradiometer</b>	SPR-3000	MT-SC01-S2	Before Use

### General Information

<b>Manufacturer:</b>	ChilLED Tech, LLC
<b>Model Number:</b>	GEN3/1CH -40-150
<b>Driver Model Number:</b>	N/A

### Photometric, PPF & Electrical Test Results

<b>Total PPF (<math>\mu\text{mol/s}</math>):</b>	142.63	* 400 – 700nm range
<b>Total Radiant Flux(W):</b>	30.10	* 380 – 780nm range
<b>Total Lumens (lm):</b>	8773.21	* 380 – 780nm range
<b>PPF Efficacy (<math>\mu\text{mol/Joule}</math>):</b>	<b>3.12</b>	
<b>Luminous Efficacy (lm/W):</b>	192.18	
<b>Input Voltage (VDC):</b>	43.20	
<b>Input Current (Amp):</b>	1.0569	
<b>Input Power (W):</b>	45.65	
<b>Input Power Factor:</b>	1.0000	
<b>Current ATHD (%):</b>	N/A	

### Test Condition


<b>Ambient Temperature (oC):</b>	25.0
----------------------------------	------

**Stabilization Time (Hours):**

0:30

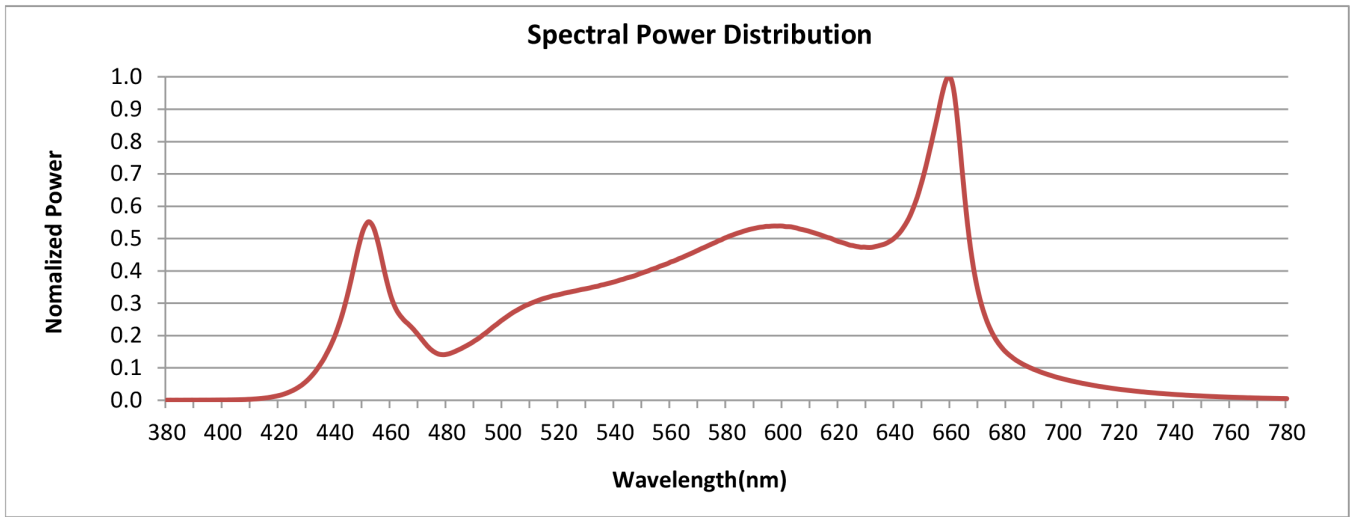
**Total Operating Time (Hours):**

1:30



**FIG. 1 LUMINAIRE**

**Colorimetry Test Results**

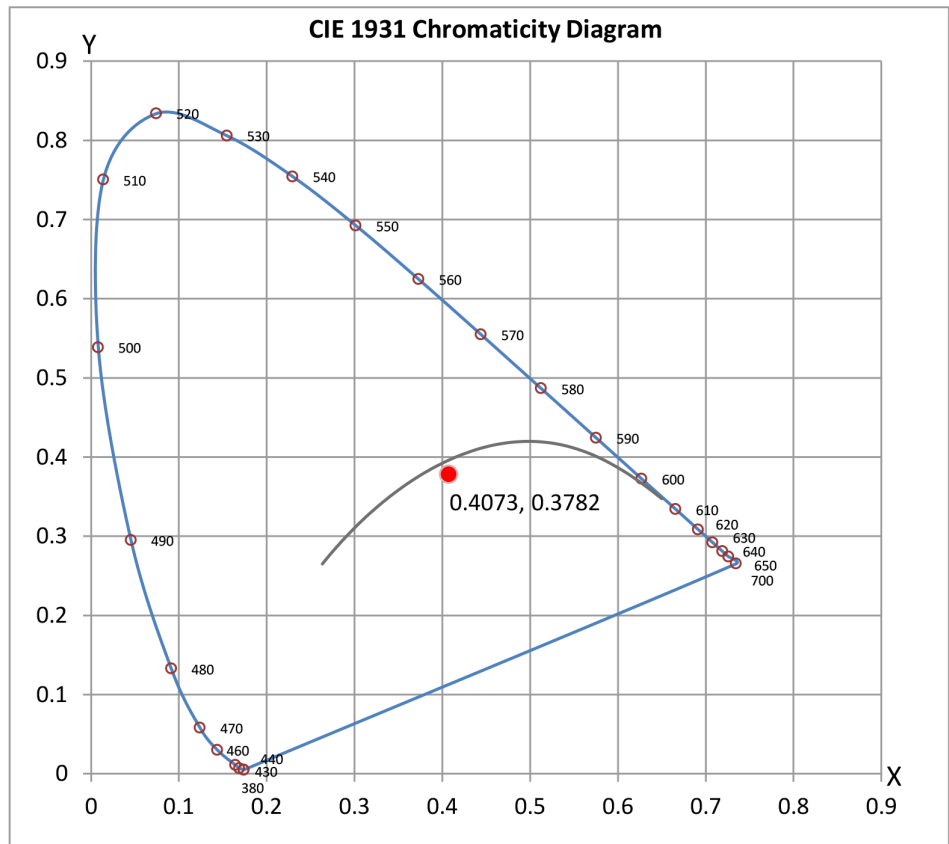


**CRI & CCT**

x	0.4073
y	0.3782
u'	0.2423
v'	0.5062
CRI	93.70
CCT	3350
Duv	-0.00600

**R Values**

R1	93.69
R2	96.43
R3	96.40
R4	92.48
R5	94.18
R6	93.52
R7	93.66
R8	89.64
R9	79.08
R10	91.92
R11	92.82
R12	79.58
R13	94.63
R14	97.78
R15	93.96



**Test Methods**

**Spectral Measurements – Integrating Sphere**

A Sensing Spectroradiometer SPR-3000, in conjunction with Light Laboratory 2 meter integrating sphere was used to measure chromaticity coordinates, correlated color temperature(CCT) and the color rendering index(CRI) for each sample

**Ambient temperature is set to 25oC and is measured from the center of the fixture, within 1ft from the outside of the fixture. Temperature is maintained at 25oC throughout the testing process and the sample is stabilized for at least 30mins and longer as necessary for the sample to achieve stabilization.**

**Electrical measurements are measured using the listed equipment.**

Disclaimers:

This report must not be used by the customer to claim product certification, approval or endorsement by NVLAP, NIST or any agency of Federal Government.

Report Prepared by : Keyur Patel

Test Report Reviewed by:

A handwritten signature in black ink, appearing to read "Steve Kang", written in a cursive style.

Steve Kang  
Quality Assurance