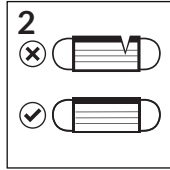


# KN95 FACE MASK INSTRUCTIONS

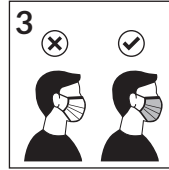
## PUTTING THE MASK ON



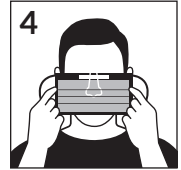
1  
Clean hands with soap and water or hand sanitiser before touching the mask.



2  
Check mask for any defects. Throw away if defective. Remove mask from plastic wrapper.



3  
Ensure mask exterior faces outwards.



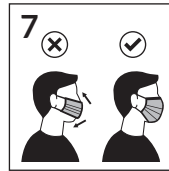
4  
Place mask on your face with the bendable edge on your nose.



5  
Put one loop around each ear.



6  
Mould or pinch edge to the shape of your nose.



7  
Make sure the mask covers your nose and mouth so that the bottom edge is under your chin.



8  
Clean hands with soap and water or hand sanitiser after touching the mask.

## REMOVING THE MASK



1  
Clean hands with soap and water or hand sanitiser before touching the mask.



2  
Carefully remove the mask using the ear loops, taking care not to touch the front of the mask.



3  
Dispose of mask after use.



4  
Clean hands with soap and water or hand sanitiser after touching the mask.