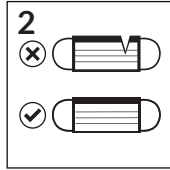


DISPOSABLE FACE MASK INSTRUCTIONS

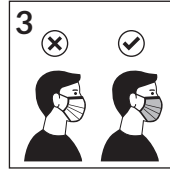
PUTTING THE MASK ON



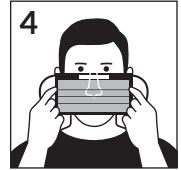
1
Clean hands with soap and water or hand sanitiser before touching the mask.



2
Check mask for any defects. Throw away if defective.



3
Ensure mask exterior faces outwards.



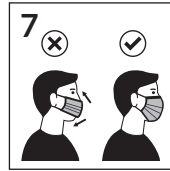
4
Place mask on your face with the bendable edge on your nose.



5
Put one loop around each ear.



6
Mould or pinch edge to the shape of your nose.



7
Make sure the mask covers your nose and mouth so that the bottom edge is under your chin.



8
Clean hands with soap and water or hand sanitiser after touching the mask.


REMOVING THE MASK



1
Clean hands with soap and water or hand sanitiser before touching the mask.



2
Carefully remove the mask using the ear loops, taking care not to touch the front of the mask.



3
Dispose of mask after use.



4
Clean hands with soap and water or hand sanitiser after touching the mask.