



AMERICAN  
CORNHOLE  
ASSOCIATION

ACA TOURNAMENT  
**APP USER GUIDE**

PLAYCORNHOLE.ORG



# USER GUIDE

## INTRODUCTION

### ABOUT THE TOURNAMENT GUIDE

This guide is intended to provide you with instructions to conduct a successful cornhole tournament for non-profit fundraising efforts, company events, or informal gatherings with the use of the official ACA Cornhole Tournament mobile app.

You'll quickly become familiar with the easy-to-use features such as finding and playing in cornhole events and organizing your own cornhole tournaments.



SCAN ME

TO VISIT THE APP STORE

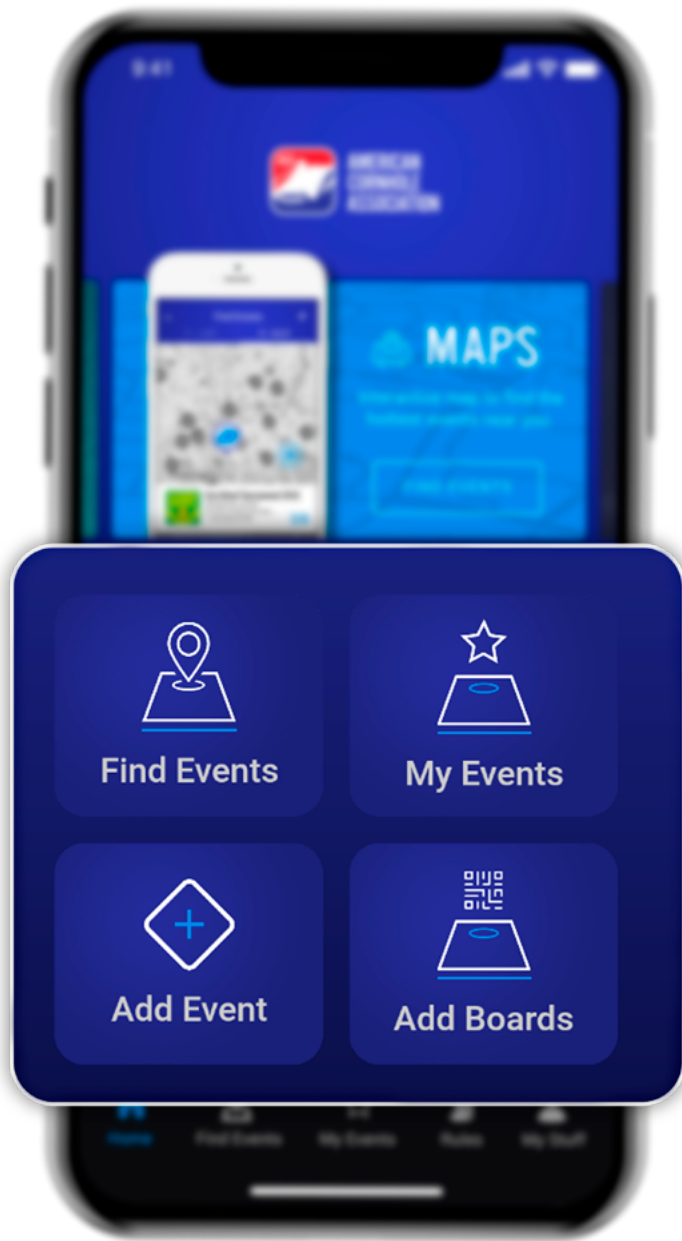


## GETTING STARTED

### DOWNLOAD THE APP

In order to run or play in a cornhole event using the ACA Cornhole Tournament mobile app, you must first download and install the app on your smartphone from the App Store on Apple devices.





# APP FEATURES

## HOME SCREEN

### HOW TO NAVIGATE THE APP

When you open the ACA Cornhole Tournament app, you'll be greeted with four main buttons that will help navigate you through the app.

## FIND EVENT

### GET CONNECTED

Find nearby cornhole games and tournaments in which you can play and compete.

## MY EVENTS

### SEE YOUR SCHEDULE

View upcoming and past events you are registered to participate in or have created.

## ADD EVENT

### BE THE CREATOR

Schedule a cornhole game and invite you friends or family to play.

## ADD BOARD

### USE YOUR GEAR

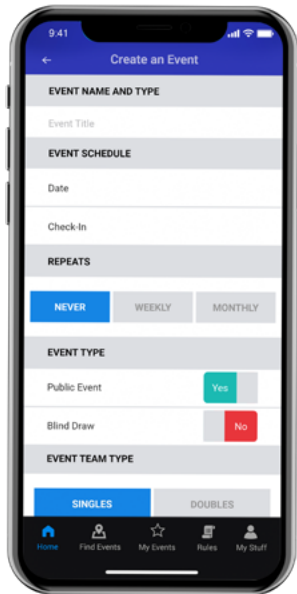
Register cornhole boards to your account so you can select which boards to use when setting up a tournament. You will need to purchase official ACA QR code labels for this function to work.

# PREPARATION

## SCHEDULE AN EVENT

### DETAILS ABOUT YOUR TOURNAMENT

Begin by tapping the Add Event button on the Home screen. Fill in the fields that follow with the details of your event to start setting up your tournament.



## EVENT TEAM TYPE

In a singles event, each player is randomly seeded into a tournament bracket at the start time of the event. For doubles, a player will be given the option to choose his/her partner.

## LOCATION INFORMATION

If you've elected for your event to be open to the public, then you'll need to enter the specific address of where your event will take place so that it appears on the map search results when players are looking for events.

## EVENT SCHEDULE DATE

This is the date and time that your event will begin. Registered players will receive a notification just prior to the start of the event based on the date and time. The alert will let players know gameplay is about to begin and will give instruction on what boards they will be playing on.

## EVENT SCHEDULE

### CHECK IN

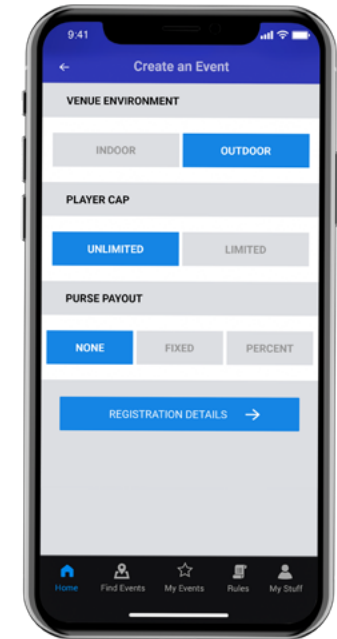
The date and time will be used to allow registered players to check-in on or after the time entered in this field. Once a registered player has checked in, they will be placed in the tournament bracket.

## PURSE PAYOUT

Use this section to offer financial incentives to winners of your event. Select a fixed payout to reward players an exact amount for 1st through 5th places alternatively. Select a percent payout to reward players a percentage of the total registration fees collected.

## REGISTRATION

Want to charge players to participate in your event? Enter a registration fee and players will be prompted to make a payment before they can check-in to your event. Alternatively, collect payment in person and mark players as paid via the Admin Console, located under my stuff.



## RECURRING EVENTS

If your event is going to be held on a regular and ongoing basis, select the weekly or monthly option. Players will need to register for each event they intend to participate.



# BOARD ASSIGNMENT

## APP READY CORNHOLE BOARDS

### QR CODE TECHNOLOGY

You must first apply ACA QR codes to all of your cornhole board sets for the app to pair players to boards throughout the tournament. With official ACA QR code technology, ACA has created a quick and simple way for players to be placed into a tournament bracket, and directed to the correct playing court with little to no supervision on part of the event host.

ACA QR codes are readable by nearly all smartphones through the camera and the ACA Cornhole Tournament mobile app, currently only available on Apple devices.

NOTE: Turn any cornhole board into an ACA Cornhole Tournament app ready board by ordering labels from [playcornhole.org](http://playcornhole.org).

## ADD YOUR BOARDS

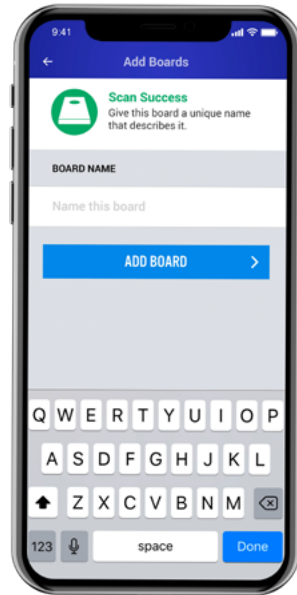
### SCANNING AND ASSIGNING

Tap the Scan New Board button to add the cornhole boards that you intend to use for your event.

Once the camera on your phone activates, you'll scan the QR label previously applied to your boards, and enter a name for the boards that you've affixed labels to. The name you enter is what will be referenced by players when they receive notification of what board (label) to scan before they begin their game.

For players to easily locate the court and boards they are assigned to play, use names that reflect the design on the board set. For example, if the cornhole boards have an eagle or USA flag, try naming the boards Eagle or USA Flag. Be sure to place these labels in a visible location on each board for players to scan. You can also reference the symbol and number on the QR label for further distinction.

Finally, place a checkmark in each checkbox next to the boards that will be used for your event and tap the Use These Boards button to finish the setup of your event.



## WHEN PLAYERS ARRIVE

### WARMING UP

It's almost game time! Registered players will receive an automated notification just prior to the event's start time, letting them know it's time to check-in. Once the event starts, determined by the date and time the event creator selected during setup, players will be prompted to report to and scan the label on the board name that the app assigns them, based on their placement in the bracket.



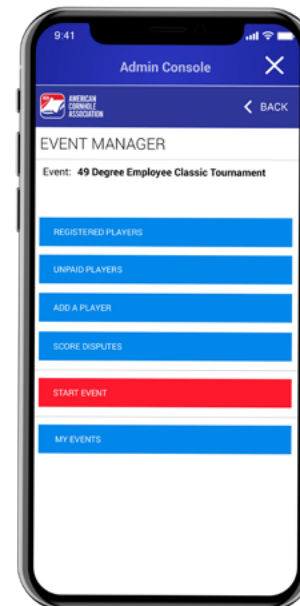
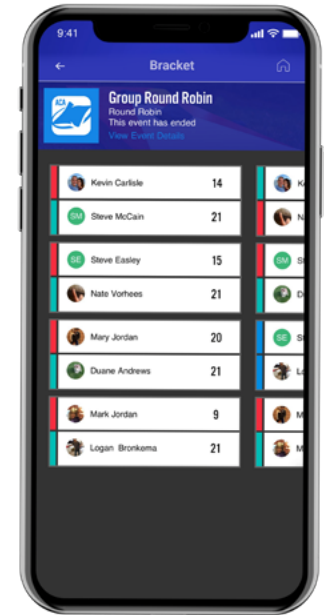
## GAMEPLAY

### TIME TO PLAY!

Once players have checked-in and scanned their assigned board, gameplay can begin. If the event creator has selected blind draw, each player will be randomly seeded into a tournament bracket. This bracket can be viewed in the app during and after gameplay to registered players of the event.

Upon completion of a game, a player will record the final score in the app. The reported score will be sent to the opponent where he/she will accept or reject the reported outcome. If both players agree to the reported score, then the game is recorded and each player's progression in the tournament is updated on the event bracket.

If a player rejects the reported score submitted by their opponent, he/she will be able to submit an updated score and the process is repeated until both parties agree to the final outcome. If five minutes pass with no action or confirmation, then the player with a recorded winning score will advance. In the event both parties are unable to come to an agreement, the event creator has the ability to settle a dispute through the Admin Console.



## ADMIN CONSOLE

### BE THE BOSS

There may be situations when manual intervention is necessary on part of the event creator. The Admin Console allows the event creator to add new players, mark players as paid (if paying in-person), manage paid players, manage checked-in players, and settle score disputes during an event.

The Admin console can be found from the Home screen by tapping on the My Stuff icon located in the bottom right corner and scrolling down to the Support section.

# TOURNAMENT PLAY

## PLAYING IN A TOURNAMENT

### APP FUNCTIONS WHILE COMPETING

The official ACA Cornhole Tournament mobile app makes it simple to find and play in cornhole events both near and far.

## FIND AN EVENT

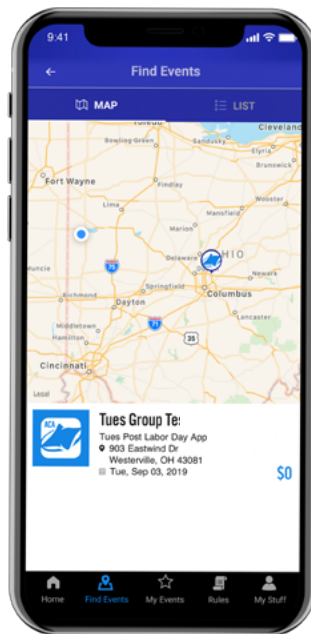
Begin by tapping the Find Events button on the Home screen. Be sure that the location feature of your smartphone is enabled to allow the app to determine your location and identify nearby events.

### MAP VIEW

Zoom in on the map to see nearby events or zoom out to see events from a broader area. Tap on the event icon to see the details of the event and register.

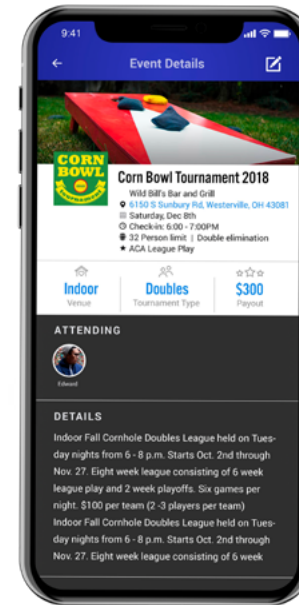
### LIST VIEW

The list view provides a more detailed view of events. Tap on an event listing to see the details of the event and register.



## REGISTER TO PLAY

On the event details page, tap the Register button at the bottom of the screen. If the event requires a registration fee, you'll be prompted for payment and redirected to a secure payment processing screen.



## CHECK-IN TO AN EVENT

Getting ready for game-play is as simple as opening the ACA Cornhole Tournament mobile app and tapping the Check-in button for any event in which you are registered. You can view the events you're registered in under the My Events button on the Home screen. Once the app has checked you in, you'll be prompted to scan the label on the board you've been assigned to play.

Locate the cornhole boards by name where the app has instructed. Look for a square shaped bar code (QR Code) label on the board. Tap the Scan button to open the camera on your smartphone and pass your phone over the bar code label on the cornhole board. Once your opponent has done the same, start tossing!

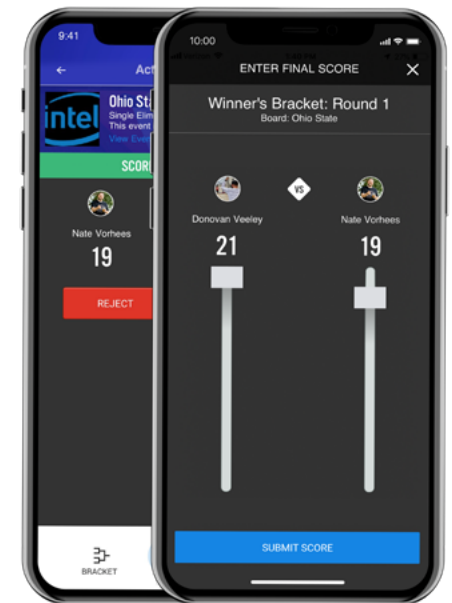
## SCOREKEEPING

When the game has reached conclusion, one player will submit the score for each player in the app. Keep it honest. Your opponent will have the opportunity to accept or reject your submission before the app will log a final score.

When both parties agree to the final score, or when time to accept or reject the submitted score has elapsed (5 minutes), each player will receive notification of his/her victory or defeat.

## BRACKET, STANDINGS, AND SCOREBOARD

During and after gameplay, players can view live brackets, standings, and concluded game scores.





### WHAT GAME FORMATS ARE SUPPORTED THROUGH THE ACA CORNHOLE TOURNAMENT APP?

The ACA cornhole tournament app supports singles, doubles, single round elimination, and double elimination.

### HOW MUCH DOES IT COST TO USE THE ACA CORNHOLE TOURNAMENT APP TO HOST AN EVENT?

It's absolutely free! The ACA cornhole tournament app automatically handles the heavy lifting of cornhole tournament gameplay such as player registration, bracket seeding, round robin matches, real-time alerts when players are up, and much more.

### IS IT REQUIRED TO USE OFFICIAL ACA CORNHOLE BOARDS TO USE THE APP FOR TOURNAMENT PLAY?

The primary goal of the official ACA cornhole tournament app is to make it fun and easy for anyone to organize cornhole events. You may use any cornhole boards to host a cornhole tournament, however you'll need specially encoded labels called QR codes to facilitate gameplay through the app. These special labels can be purchased by visiting [playcornhole.org](http://playcornhole.org).

### ARE PLAYERS REQUIRED TO REGISTER AS AN APP USER TO PLAY IN AN EVENT?

Technically, no. Players are not required to register as an app user to play in an event. However, the app does greatly streamline the execution of an event. A team with no app users on it requires the event administrator to manually submit scores and to advise the player when and where his or her next game is being played.

### HOW DOES THE ACA CORNHOLE TOURNAMENT APP ASSIGN PARTNERS IN A BLIND DRAW EVENT?

After registering and checking-in to your blind draw event, the teams are then computer generated making them completely random.



LEAGUES

TOURNAMENTS

BENEFITS

BREWERIES

ESTABLISHMENTS

BACKYARD BBQS

FAMILY REUNIONS

NON-PROFIT



AMERICAN  
CORNHOLE  
ASSOCIATION

PLAYCORNHOLE.ORG