

Spectra™ RMS

—Circuit Breakers

Determine the required breaker frame, IC rating, and load requirements. Select frame, trip unit (rating plug), and lug, if required, product numbers from the tables on pages 6-45 to 6-53. For Spectra™ breakers with *microEntelliGuard™* Trip Units refer to pages 6-54 through 6-61. Select field-mounted internal accessory product numbers, if required, on pages 6-67 and 6-68. Select field-mounted external accessory product numbers, if required, on pages 6-95 through 6-106 and pages 6-62 to 6-66 for Spectra™ breakers with *microEntelliGuard™* Trip Units. Order as separate items.

—Mag-Break Motor Circuit Protectors

Determine the required frame and ampere requirements. Select frame, trip unit (rating plug), and lug, if required, product numbers from the table on pages 6-91 through 6-92. Select accessories as noted above for circuit breakers. The same accessories are used with both circuit breakers and motor circuit protectors. Order as separate items.

—Molded Case Switches

Determine the required frame and ampere requirements. Select frame and lug, if required, product numbers from the table on page 6-90. Rating plugs are not used. Select accessories as noted above for circuit breakers. Internal accessories do not require dummy trips. The same accessories are used with both circuit breakers and molded case switches. Order as separate items.


Unless otherwise noted, all circuit breakers are UL listed in File E-11592. Molded case switches are UL listed in File E-57546. Field-Installable Internal Accessories are UL listed in File E-57253. Distribution Cable Accessories for *microEntelliGuard™* Trip Units are UL listed in File E-57253.

Accessories

Order accessories from the appropriate table:

- Thermal Magnetic Circuit Breakers, Magnetic Circuit Breakers, and Molded Case Switches¹—pages 6-39 to 6-44 and 6-94 to 6-106.
- Spectra™ RMS Breakers—pages 6-66 to 6-67 and 6-94 to 6-106.
- Spectra™ RMS Breakers with *microEntelliGuard™* Trip Units—pages 6-62 to 6-68, and 6-94 to 6-106.

¹Installation of accessories in molded case switches requires dummy trip; see page 6-44 for information. Dummy trip not required for Tri-Break™ or Q-Line molded case switches.



**Spectra Circuit Breakers
and Molded Case Switches**

Molded Case Circuit Breaker and Switch Terminal Configuration Code

Order standard Cu/Al lugs by using suffix codes presented. Order lugs separately if special lugs are required. For optional lugs, see pages 6-103 and 6-104.

Breaker/Switch Type	Suffix				
	Blank	WL	XL	X2	LL
TQD/TJD	Load Lugs Only	Line and Load Lugs	—	Line Lugs Only	No Lugs
Molded Case Breakers, Thermal Magnetic	Load Lugs Only	Line and Load Lugs	—	Load Lugs Only	No Lugs
Molded Case Switch	Line and Load Lugs	—	No Lugs	Line Lugs Only	Load Lugs Only
Spectra RMS™ Breakers	No Lugs			Order Lugs Separately	
Mine Duty™ Breakers	No Lugs			Order Lugs Separately	
Mag-Break™ Breakers	Line and Load Lugs	—	—	—	—



Molded Case Circuit Breakers

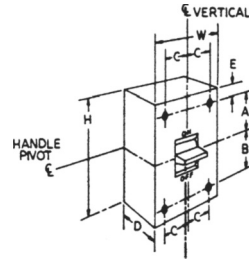
Industrial Circuit Breakers

Quick Reference Guide

10-1200A Circuit Breakers

Thermal Magnetic Trip

Ratings do not apply to molded case switches.
 Maximum interruption ratings and voltages shown. A circuit breaker of the type given in the left-hand column may be applied at the given circuit voltage in any electrical distribution system where the available fault current at the load terminals of the breaker does not exceed the value in the table.
 That circuit breaker type may also be applied at intermediate values of circuit voltage provided the available fault current at the load terminals of the breaker does not exceed the value in the table for the higher value of voltage.



TEYD, TEYH, TEYL

TEY and TEYF (UL/cUL File E-11592; CSA LR 57114), TEYD/H/L (UL/cUL File E-11592)

Circuit Breaker Type	Ampere Rating	No. Poles	Maximum Voltage Rating		UL Listed Interrupting Rating—kA										Dimensions (in)						Approx. Ship Wt./Std. Pack			
					Vac					Vdc					H	W	D	A	B	C		E		
					120	120/240	240	277	480/277	480	600	125	250	500										
TEY ^{2,3}	15-100	1	277	125	65	—	14	14	—	—	—	10	—	—	5 1/4	1	3 1/16	—	—	—	—	—	—	
		2	480/277	250	—	—	65	14	14	—	—	—	10	—										2
		3	—	—	—	—	—	—	—	—	—	—	—	3										
TEYF ^{2,3}	15-60	1	277	125	65	—	18	18	—	—	—	10	—	—	5 1/4	1	3 1/16	—	—	—	—	—		
		2	480/277	250	—	—	65	18	18	—	—	—	10	—									2	
		3	—	—	—	—	—	—	—	—	—	—	—	3										
TEYD	15-70	1	277	—	65	65	—	25	—	—	—	—	—	—	5 1/4	1	3 1/16	—	—	—	—	—		
		2	480/277	—	—	65	65	—	25	—	—	—	—	—									2	
		3	—	—	—	—	—	—	—	—	—	—	—	3										
TEYH	15-70	1	277	—	65	65	—	35	—	—	—	—	—	—	5 1/4	1	3 1/16	—	—	—	—	—		
		2	480/277	—	—	65	65	—	35	—	—	—	—	—									2	
		3	—	—	—	—	—	—	—	—	—	—	—	3										
TEYL	15-70	1	277	125	100	100	—	65	—	—	—	15	—	—	5 1/4	1	3 1/16	—	—	—	—	—		
		2	480/277	250	—	100	100	—	65	—	—	42	20	—									2	
		3	—	—	—	—	—	—	—	—	42	35	—	3										

E150 (UL/cUL File E-11592; CSA LR 57114)

TEB ^{2,3}	10-100 ⁴	1	120	125	10	—	—	—	—	—	—	5	—	—	6 5/16	1 3/8	3 3/8	2 41/64	2 15/64	—	23/32	26 lb/24	
		2	240	250	—	—	10	—	—	—	—	—	5	—									2 3/4
		3	—	—	—	—	10	—	—	—	—	—	—	—									4 1/8
TED ^{2,3}	10-100 ⁴	1	277, 347 ⁵	125	—	—	14	—	10	—	—	10	—	—	6 5/16	1 3/8	3 3/8	2 41/64	2 15/64	—	23/32	26 lb/24	
		2	480	250	—	—	18	—	—	18	—	—	10	—									2 3/4
		3 ⁷	480, 600	500	—	—	18	—	—	18	14	—	10	10 ¹									4 1/8
THED ^{2,3}	15-30	1	277, 347 ⁵	125	—	—	65	—	—	—	—	10 ⁶	—	—	6 5/16	1 3/8	3 3/8	2 41/64	2 15/64	—	23/32	26 lb/24	
		2	480	250	—	—	65	—	—	25	—	—	10 ⁶	—									4 1/8
		3 ⁷	600	500	—	—	65	—	—	25	18	—	10	10 ¹									4 1/8

J600 (UL File E-11592; TJJ, Fixed Thermal Magnetic Trip Unit; TJK, THJK: Interchangeable Thermal Mag. Trip Unit; CSA LR 40350)

TJJ, TJK4	200-400	2	600	250	—	—	42	—	—	30	22	—	20	—	10 1/8	8 1/4	3 13/16	3 15/16	3 13/16	1 3/8	1 3/16	16 lb/1
		3		500								—	20	20 ¹								
TJK6	250-600	2	600	250	—	—	42	—	—	30	22	—	20	—	10 1/8	8 1/4	3 13/16	3 15/16	3 13/16	1 3/8	1 3/16	18 lb/1
		3		500								—	20	20 ¹								
THJK4	200-400	2	600	250	—	—	65	—	—	35	25	—	40	—	10 1/8	8 1/4	3 13/16	3 15/16	3 13/16	1 3/8	1 3/16	16 lb/1
		3		500								—	40	20 ¹								
THJK6	250-600	2	600	250	—	—	65	—	—	35	25	—	40	—	10 1/8	8 1/4	3 13/16	3 15/16	3 13/16	1 3/8	1 3/16	18 lb/1
		3		500								—	40	20 ¹								

Mag-Break (UL Files E-11592, E-66390; Magnetic Trip Unit)⁸

TJC	400-600	3	600	—	—	—	42	—	—	30	22	—	—	—	10 1/8	8 1/4	3 13/16	3 13/16	3 13/16	1 3/8	1 3/16	16 lb/1
																						17 1/2 lb/1

¹UL listed with poles in series for 500 Vdc, ungrounded battery applications.

²UL listed as HACR (heating, air conditioning, and refrigeration).

³15-50A UL listed as HID (high intensity discharge).

⁴10 amp not UL listed, rated 5kA @ 120V, 240V and 480V

⁵UL/CSA listed for 10kA @ 347 Vac (TED) and 18kA @ 347V (THED).

Rated 10kA @ 480V but not UL listed.

⁶UL listed 10kA, GE tested to 20kA.

⁷TED, 3P, 600V, 15A breaker is obsolete. (TED136015WL & THED136015WL)

⁸Per UL 489, interrupting capacities are not shown on product label.



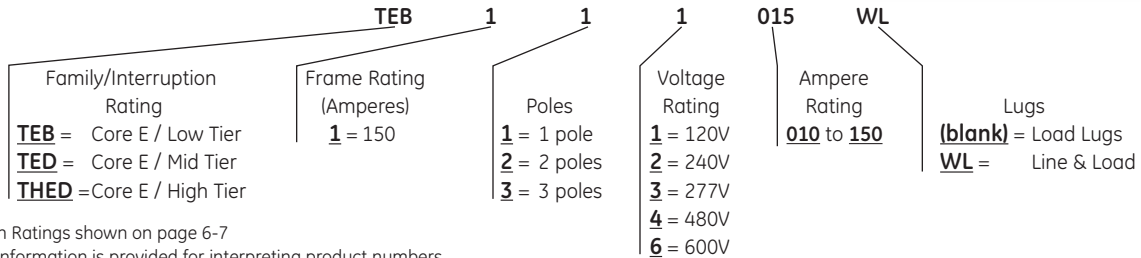
Molded Case Circuit Breakers

Industrial Circuit Breakers

10-150A Circuit Breakers
 Thermal-Magnetic Trip
 E150 Line Circuit Breakers
 Types TEB, TED, THED
 Noninterchangeable Trip



Product Number Structure



Interruption Ratings shown on page 6-7
 Note: This information is provided for interpreting product numbers (it should not be used to build product numbers).

Single Pole – Includes Cu/Al load lugs only. If line lugs are required, add suffix “WL” to Product Number.

Ampere Rating	Type TEB	Type TED		Type THED	
	120 Vac 125 Vdc	277 Vac 125 Vdc	347 Vac ¹	277 Vac	347 Vac ¹
	Product Number	Product Number	Product Number	Product Number	Product Number
10	TEB111010 ^{2,4}	TED113010 ^{2,4}		THED113015 ⁴	THED114015 ^{3,4}
15	TEB111015 ^{3,4}	TED113015 ^{3,4}	TED114015 ^{3,4}	THED113020 ⁴	THED114020 ^{3,4}
20	TEB111020 ^{3,4}	TED113020 ^{3,4}	TED114020 ^{3,4}	THED113025 ⁴	THED114025 ⁴
25	TEB111025 ⁴	TED113025 ⁴	TED114025 ⁴	THED113030 ⁴	THED114030 ⁴
30	TEB111030 ⁴	TED113030 ⁴	TED114030 ⁴	—	—
35	TEB111035 ⁴	TED113035 ⁴	—	—	—
40	TEB111040 ⁴	TED113040 ⁴	—	—	—
45	TEB111045 ⁴	TED113045 ⁴	—	—	—
50	TEB111050 ⁴	TED113050 ⁴	—	—	—
60	TEB111060	TED113060	—	—	—
70	TEB111070	TED113070	—	—	—
80	TEB111080	TED113080	—	—	—
90	TEB111090	TED113090	—	—	—
100	TEB111100	TED113100	—	—	—

Two Pole – Includes Cu/Al line and load lugs. For optional lugs, see page 6-103 and 6-105.

Ampere Rating	Type TEB	Type TED	Type THED, Hi-Break ⁵
	240 Vac, 250 Vdc	480 Vac, 250 Vdc	480 Vac, 250 Vdc
	Product Number	Product Number	Product Number
10	TEB122010WL ^{2,4}	TED124010WL ^{2,4}	—
15	TEB122015WL ⁴	TED124015WL ⁴	THED124015WL ⁴
20	TEB122020WL ⁴	TED124020WL ⁴	THED124020WL ⁴
25	TEB122025WL ⁴	TED124025WL ⁴	THED124025WL ⁴
30	TEB122030WL ⁴	TED124030WL ⁴	THED124030WL ⁴
35	TEB122035WL ⁴	TED124035WL ⁴	THED124035WL ⁴
40	TEB122040WL ⁴	TED124040WL ⁴	THED124040WL ⁴
45	TEB122045WL ⁴	TED124045WL ⁴	THED124045WL ⁴
50	TEB122050WL ⁴	TED124050WL ⁴	THED124050WL ⁴
60	TEB122060WL	TED124060WL	THED124060WL
70	TEB122070WL	TED124070WL	THED124070WL
80	TEB122080WL	TED124080WL	THED124080WL
90	TEB122090WL	TED124090WL	THED124090WL
100	TEB122100WL	TED124100WL	THED124100WL
110	—	TED124110WL	—
125	—	TED124125WL	—
150	—	TED124150WL	—

¹Suitable for 10 kAIC at 480 Vac, but not labeled or UL listed.

²Not UL listed, rated 5kA @ 120V, 240V and 480V.

³Single-pole, 15- and 20-ampere breakers are also UL listed as switching duty breakers, suitable for switching 120 Vac (TEB), 277, 347 Vac (TED, THED) fluorescent lighting loads.

⁴UL listed for HID (high intensity discharge).

⁵Two-pole breaker is furnished in three-pole case.

Notes: All TEB, TED, THED breakers UL listed as HACR type except 10 ampere.
 All TEB, TED, THED breakers suitable for reverse feed.
 60/75°C rating through 100 amperes, 75°C rating above 100 amperes.

