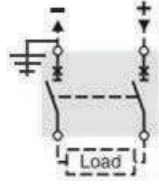
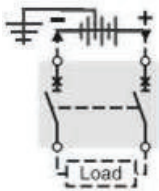
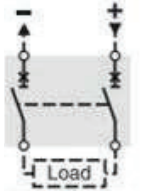
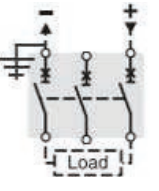
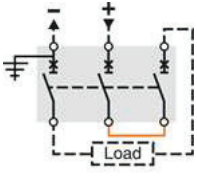
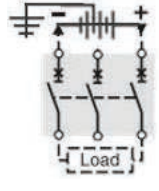
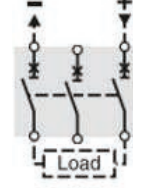


DC Wiring Diagram, MCCB LA-LH

Retain for future use.

Type	Ground Negative ¹		Grounded Middle Point	Ungrounded Source
	125 Vdc	250 Vdc	≤ 250 Vdc	≤ 250 Vdc
2 P				
3 P				

¹ It is acceptable to ground the positive leg.

Circuit Breaker Specifications (UL® / CSA® / NOM®)		
Circuit Breaker Type	LA	LH
Number Poles	2,3	2,3
Amperage Range	125-400	125-400
125 Vdc	10	50
250 Vdc	10	50

Schneider Electric USA, Inc.
 800 Federal Street
 Andover, MA 01810 USA
 888-778-2733
 www.se.com/us

Electrical equipment must be installed, operated, serviced, and maintained only by qualified personnel. No responsibility is assumed by Schneider Electric for any consequences arising out of the use of this material.

Schneider Electric and Square D are trademarks and the property of Schneider Electric SE, its subsidiaries, and affiliated companies. All other trademarks are the property of their respective owners.

