

Typical F-Frame Breaker
F-Frame Breaker with Electronic Trip Unit



F-Frame (10–225 Amperes)

Product Description

- All Eaton's F-Frame circuit breakers are HACR rated
- All circuit breakers 10 through 30 amperes are suitable for HID (high intensity discharge) use
- All F-Frame circuit breakers are suitable for reverse feed use

Contents

Description

	<i>Page</i>
Product Overview	V4-T2-220
Standards and Certifications	V4-T2-221
Quick Reference	V4-T2-222
G-Frame (15–100 Amperes)	V4-T2-225
F-Frame (10–225 Amperes)	
Catalog Number Selection	V4-T2-240
Product Selection	V4-T2-242
Accessories	V4-T2-253
Technical Data and Specifications	V4-T2-254
Dimensions and Weights	V4-T2-256
J-Frame (70–250 Amperes)	V4-T2-257
K-Frame (70–400 Amperes)	V4-T2-265
L-Frame (125–600 Amperes)	V4-T2-289
M-Frame (300–800 Amperes)	V4-T2-315
N-Frame (400–1200 Amperes)	V4-T2-326
R-Frame (800–2500 Amperes)	V4-T2-341
Motor Circuit Protectors (MCP)	V4-T2-360
Motor Protection Circuit Breakers (MPCB)	V4-T2-371
Type ELC Current Limiter Attachment (Size 0–4)	V4-T2-373
Current Limiting Circuit Breaker Module	V4-T2-374
Internal Accessories	V4-T2-377
External Accessories	V4-T2-410

2.4

Molded Case Circuit Breakers

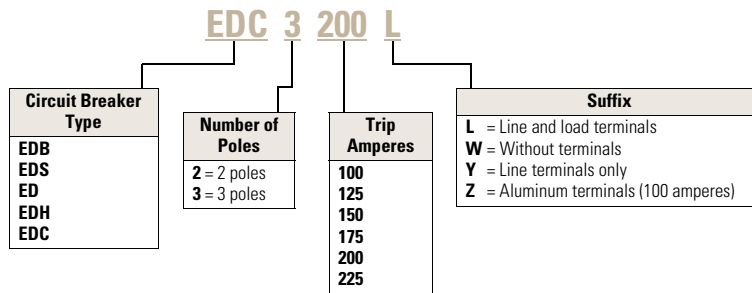
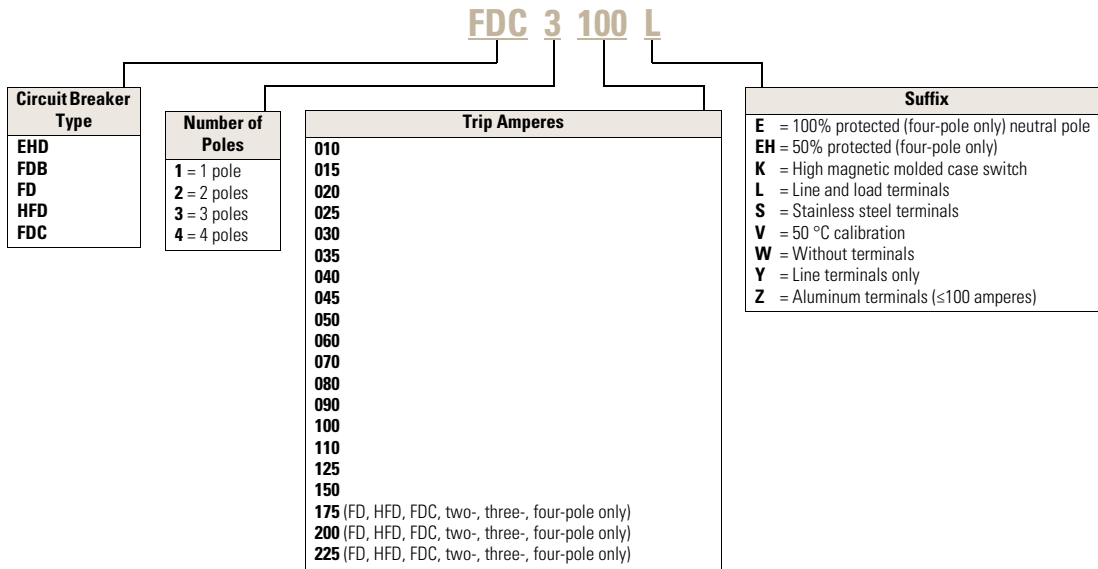
Series C

Catalog Number Selection

This information is presented only as an aid to understanding catalog numbers. It is not to be used to build catalog numbers for circuit breakers or trip units.

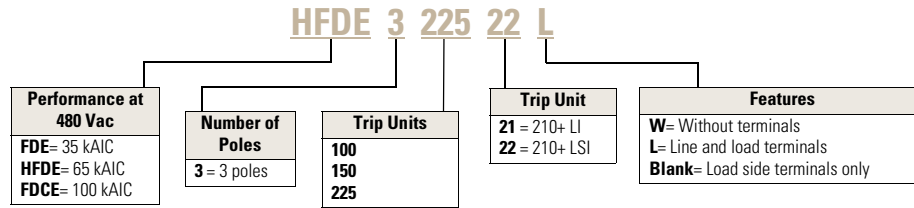
2

FD-Frame Circuit Breakers with Thermal-Magnetic Trip Unit Technology

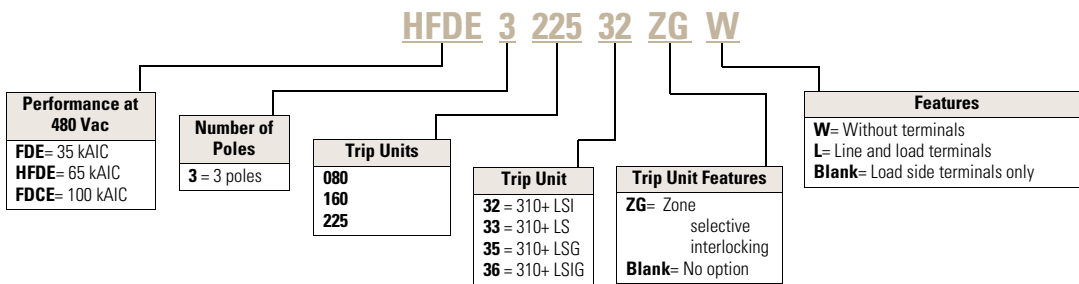


This information is presented only as an aid to understanding catalog numbers. It is not to be used to build catalog numbers for circuit breakers or trip units.

FD-Frame Circuit Breakers with 210+ Electronic Trip Unit Technology



FD-Frame Circuit Breakers with 310+ Electronic Trip Unit Technology



Product Selection

2

Type ED Thermal-Magnetic Circuit Breakers with Non-Interchangeable Trip Units Suitable for Reverse Feed

240 Vac Maximum, 125 Vdc
(Includes Terminals on Load End Only)
65 kAIC at 240 Vac

Maximum Continuous Ampere Rating at 40 °C	Two-Pole Catalog Number	Three-Pole Catalog Number
15	ED2015	ED3015
20	ED2020	ED3020
25	ED2025	ED3025
30	ED2030	ED3030
35	ED2035	ED3035
40	ED2040	ED3040
50	ED2050	ED3050
60	ED2060	ED3060
100	ED2100	ED3100
125	ED2125	ED3125
150	ED2150	ED3150
175	ED2175	ED3175
200	ED2200	ED3200
225	ED2225	ED3225

Type EDH Thermal-Magnetic Circuit Breakers with Non-Interchangeable Trip Units Suitable for Reverse Feed

240 Vac Maximum, 125 Vdc
(Includes Terminals on Load End Only)
100 kAIC at 240 Vac

Maximum Continuous Ampere Rating at 40 °C	Two-Pole Catalog Number	Three-Pole Catalog Number
15	—	—
20	—	—
25	—	—
30	—	—
35	—	—
40	—	—
50	—	—
60	—	—
100	EDH2100	EDH3100
125	EDH2125	EDH3125
150	EDH2150	EDH3150
175	EDH2175	EDH3175
200	EDH2200	EDH3200
225	EDH2225	EDH3225

Type EDC Thermal-Magnetic Circuit Breakers with Non-Interchangeable Trip Units Suitable for Reverse Feed

Maximum Continuous Ampere Rating at 40 °C	240 Vac Maximum, 125 Vdc (Includes Terminals on Load End Only) 200 kAIC at 240 Vac	
	Two-Pole Catalog Number	Three-Pole Catalog Number
15	—	—
20	—	—
25	—	—
30	—	—
35	—	—
40	—	—
50	—	—
60	—	—
100	EDC2100	EDC3100
125	EDC2125	EDC3125
150	EDC2150	EDC3150
175	EDC2175	EDC3175
200	EDC2200	EDC3200
225	EDC2225	EDC3225

Type EDB Thermal-Magnetic Circuit Breakers with Non-Interchangeable Trip Units Suitable for Reverse Feed

Maximum Continuous Ampere Rating at 40 °C	240 Vac Maximum, 125 Vdc (Includes Terminals on Load End Only) 22 kAIC at 240 Vac	
	Two-Pole Catalog Number	Three-Pole Catalog Number
100	EDB2100	EDB3100
110	EDB2110	EDB3110
125	EDB2125	EDB3125
150	EDB2150	EDB3150
175	EDB2175	EDB3175
200	EDB2200	EDB3200
225	EDB2225	EDB3225

Type EDS Thermal-Magnetic Circuit Breakers with Non-Interchangeable Trip Units Suitable for Reverse Feed

Maximum Continuous Ampere Rating at 40 °C	240 Vac Maximum, 125 Vdc (Includes Terminals on Load End Only) 42 kAIC at 240 Vac	
	Two-Pole Catalog Number	Three-Pole Catalog Number
100	EDS2100	EDS3100
110	EDS2110	EDS3110
125	EDS2125	EDS3125
150	EDS2150	EDS3150
175	EDS2175	EDS3175
200	EDS2200	EDS3200
225	EDS2225	EDS3225

Type EHD Thermal-Magnetic Circuit Breakers with Non-Interchangeable Trip Units (Includes Terminals on Load End Only)

Maximum Continuous Ampere Rating at 40 °C	277 Vac Maximum, 125 Vdc 14 kAIC at 277 Vac Single-Pole	480 Vac Maximum, 250 Vdc 14 kAIC at 480 Vac Two-Pole	Three-Pole
	Catalog Number	Catalog Number	Catalog Number
10 ^①	EHD1010	EHD2010	EHD3010
15	EHD1015 ^②	EHD2015	EHD3015
20	EHD1020 ^②	EHD2020	EHD3020
25	EHD1025	EHD2025	EHD3025
30	EHD1030	EHD2030	EHD3030
35	EHD1035	EHD2035	EHD3035
40	EHD1040	EHD2040	EHD3040
45	EHD1045	EHD2045	EHD3045
50	EHD1050	EHD2050	EHD3050
60	EHD1060	EHD2060	EHD3060
70	EHD1070	EHD2070	EHD3070
80	EHD1080	EHD2080	EHD3080
90	EHD1090	EHD2090	EHD3090
100	EHD1100	EHD2100	EHD3100

Notes

- ① Not UL listed. 5 kAIC interrupting rating.
- ② UL listed for SWD applications, see NEC Article 240.83(d).