

Typical F-Frame Breaker  
F-Frame Breaker with Electronic Trip Unit



## F-Frame (10–225 Amperes)

### Product Description

- All Eaton's F-Frame circuit breakers are HACR rated
- All circuit breakers 10 through 30 amperes are suitable for HID (high intensity discharge) use
- All F-Frame circuit breakers are suitable for reverse feed use

## Contents

### Description

	<i>Page</i>
Product Overview . . . . .	<b>V4-T2-220</b>
Standards and Certifications . . . . .	<b>V4-T2-221</b>
Quick Reference . . . . .	<b>V4-T2-222</b>
G-Frame (15–100 Amperes) . . . . .	<b>V4-T2-225</b>
F-Frame (10–225 Amperes)	
Catalog Number Selection . . . . .	<b>V4-T2-240</b>
Product Selection . . . . .	<b>V4-T2-242</b>
Accessories . . . . .	<b>V4-T2-253</b>
Technical Data and Specifications . . . . .	<b>V4-T2-254</b>
Dimensions and Weights . . . . .	<b>V4-T2-256</b>
J-Frame (70–250 Amperes) . . . . .	<b>V4-T2-257</b>
K-Frame (70–400 Amperes) . . . . .	<b>V4-T2-265</b>
L-Frame (125–600 Amperes) . . . . .	<b>V4-T2-289</b>
M-Frame (300–800 Amperes) . . . . .	<b>V4-T2-315</b>
N-Frame (400–1200 Amperes) . . . . .	<b>V4-T2-326</b>
R-Frame (800–2500 Amperes) . . . . .	<b>V4-T2-341</b>
Motor Circuit Protectors (MCP) . . . . .	<b>V4-T2-360</b>
Motor Protection Circuit Breakers (MPCB) . . . . .	<b>V4-T2-371</b>
Type ELC Current Limiter Attachment (Size 0–4) . . . . .	<b>V4-T2-373</b>
Current Limiting Circuit Breaker Module . . . . .	<b>V4-T2-374</b>
Internal Accessories . . . . .	<b>V4-T2-377</b>
External Accessories . . . . .	<b>V4-T2-410</b>

# 2.4

## Molded Case Circuit Breakers

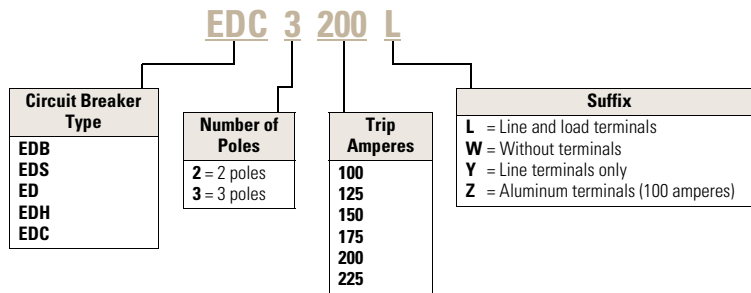
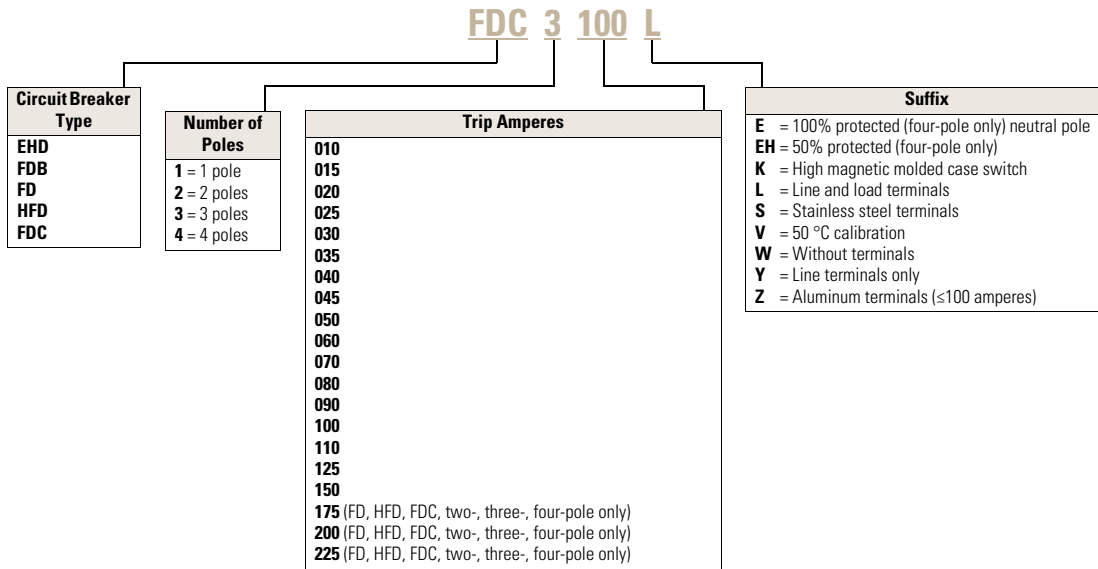
### Series C

#### Catalog Number Selection

This information is presented only as an aid to understanding catalog numbers. It is not to be used to build catalog numbers for circuit breakers or trip units.

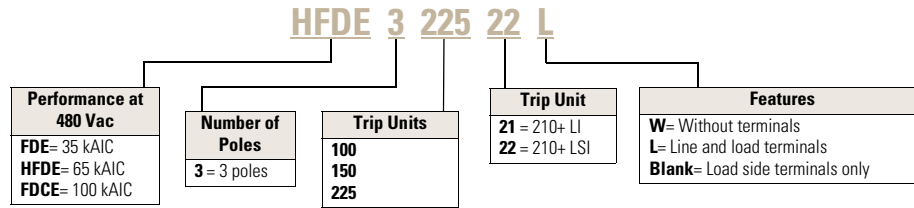
2

#### FD-Frame Circuit Breakers with Thermal-Magnetic Trip Unit Technology

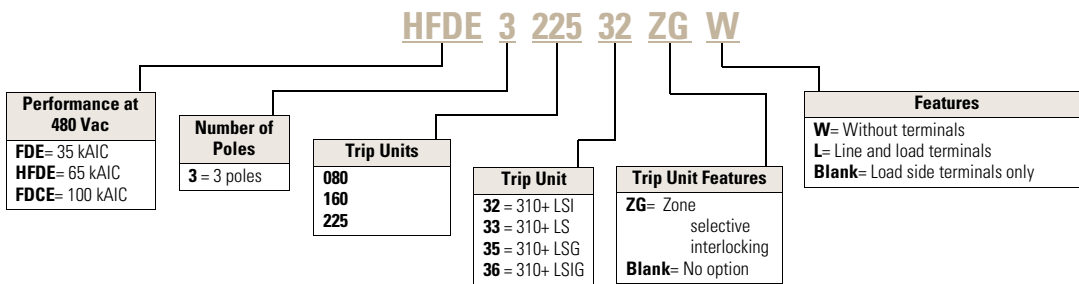


This information is presented only as an aid to understanding catalog numbers. It is not to be used to build catalog numbers for circuit breakers or trip units.

### FD-Frame Circuit Breakers with 210+ Electronic Trip Unit Technology



### FD-Frame Circuit Breakers with 310+ Electronic Trip Unit Technology



## Product Selection

## 2

## Type ED Thermal-Magnetic Circuit Breakers with Non-Interchangeable Trip Units Suitable for Reverse Feed

Maximum Continuous Ampere Rating at 40 °C	240 Vac Maximum, 125 Vdc (Includes Terminals on Load End Only) 65 kAIC at 240 Vac	
	Two-Pole Catalog Number	Three-Pole Catalog Number
15	ED2015	ED3015
20	ED2020	ED3020
25	ED2025	ED3025
30	ED2030	ED3030
35	ED2035	ED3035
40	ED2040	ED3040
50	ED2050	ED3050
60	ED2060	ED3060
100	ED2100	ED3100
125	ED2125	ED3125
150	ED2150	ED3150
175	ED2175	ED3175
200	ED2200	ED3200
225	ED2225	ED3225

## Type EDH Thermal-Magnetic Circuit Breakers with Non-Interchangeable Trip Units Suitable for Reverse Feed

Maximum Continuous Ampere Rating at 40 °C	240 Vac Maximum, 125 Vdc (Includes Terminals on Load End Only) 100 kAIC at 240 Vac	
	Two-Pole Catalog Number	Three-Pole Catalog Number
15	—	—
20	—	—
25	—	—
30	—	—
35	—	—
40	—	—
50	—	—
60	—	—
100	EDH2100	EDH3100
125	EDH2125	EDH3125
150	EDH2150	EDH3150
175	EDH2175	EDH3175
200	EDH2200	EDH3200
225	EDH2225	EDH3225